

Vaccination Report – 30 August 2022

1. Vaccine Implementation

WHO's Emergency Use Listing(EUL) Vaccines (Last Updated 7 July 2022)

	Manufacturer	Name of Vaccine	NRA of Record	Vaccine type
1	Pfizer-BioNTech (US)	BNT162b2/COMIRNATY Tozinameran (INN)	EMA,USFDA	mRNA
2	AstraZeneca (UK)	AZD1222 Vaxzevria	EMA, MFDS KOREA, Japan MHLW/PMDA, Australia TGA, COFEPRIS(Mexico), ANMAT(Argentina)	Non ReplicatingViral vector
3	Serum Institute of India (India)	Covishield (ChAdOx1_nCoV-19)	DCGI	Non Replicating Viral Vector
4	Johnson &Johnson (US)	Ad26.CoV2.S	EMA, DCGI	Non ReplicatingViral vector
5	Moderna (US)	mRNA-1273	EMA, USFDA, MFDS	mRNA
6	Sinopharm Beijing (China)	SARS-CoV-2 Vaccine(Vero Cells)	NMPA	Inactivated virus (Vero Cells)
7	Sinovac (China)	COVID-19 Vaccine (Vero Cells)	NMPA	Inactivated virus (Vero Cell)
8	Bharat Biotech (India)	SARS-CoV-2 Vaccine, Inactivated (Vero Cell)/ COVAXIN	DCGI	Whole-Virion Inactivated (Vero Cell)
9	Serum Institute of India (India)	NVX-CoV2373/Covovax	DCGI	Protein Subunit
10	NOVAVAX (US)	NVX-CoV2373/Covovax	EMA	Protein Subunit
11	CanSinoBIO (China)	Ad5-nCoV	NMPA	Non ReplicatingViral vector

- **41** Vaccines Approved by at Least One Country

Vaccine Type	mRNA	Non Replicating Viral vector	Inactivated virus	Protein Subunit	DNA	Virus-like Particles (VLP)	Total
In Use	5	7	11	16	1	1	41

Source: <https://covid19.trackvaccines.org/vaccines/> (Last Updated 29 August 2022)

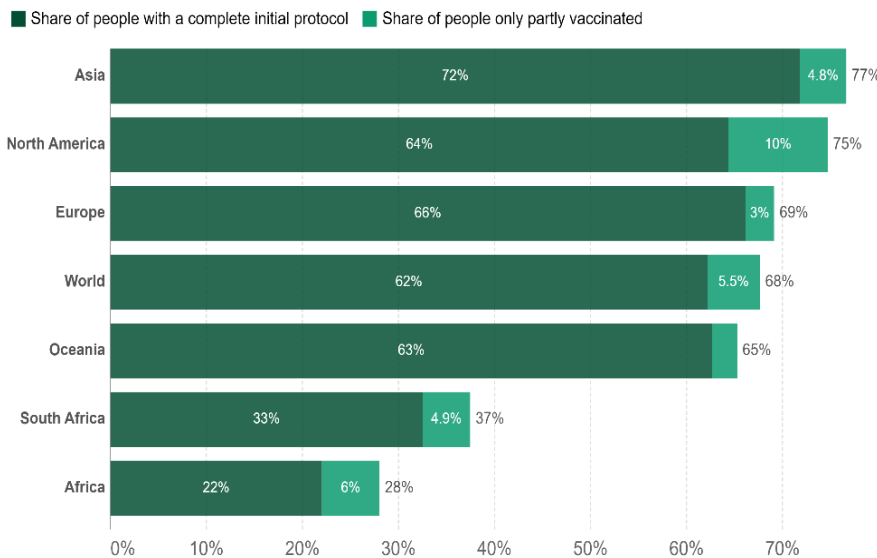
- Vaccination against COVID-19 has now started in **218** locations
(Source: [Our World in Data](#). Last Updated 29 August 2022)

Location	Doses Given	Complete Initial Protocol (% of population)	Partly Vaccinated (% of population)
Worldwide	12.57 billion	4.99 billion (63.1 %)	5.35 billion (67.6 %)

About this data:

- a: This data changes rapidly and might not reflect doses still being reported. It may differ from other sites & sources.
- b: Where data for full vaccinations is available, it shows how many people have received at least 1 dose and how many people have been fully vaccinated (which may require more than 1 dose). Where data for full vaccinations isn't available, the data shows the total number of vaccine doses given to people. Since some vaccines require more than 1 dose, the number of fully vaccinated people is likely lower.
- c: It only has full vaccination totals in some locations.

Share of people vaccinated against COVID-19, Aug 29, 2022

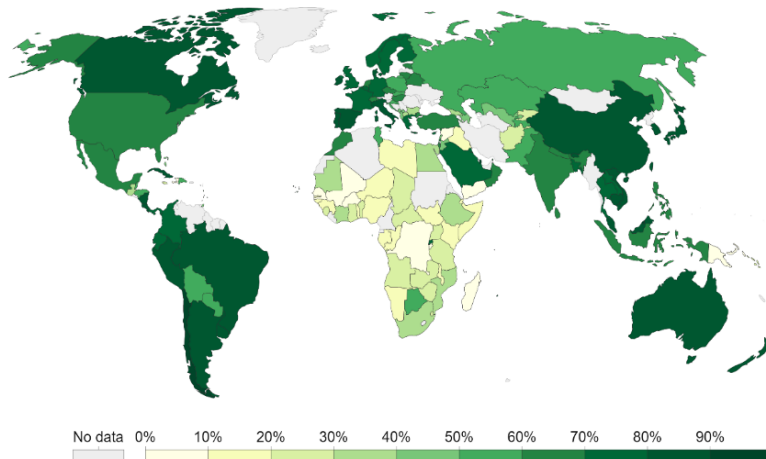


Source: Official data collated by Our World in Data
CC BY
Note: Alternative definitions of a full vaccination, e.g. having been infected with SARS-CoV-2 and having 1 dose of a 2-dose protocol, are ignored to maximize comparability between countries.

Share of people who completed the initial COVID-19 vaccination protocol, Aug 29, 2022



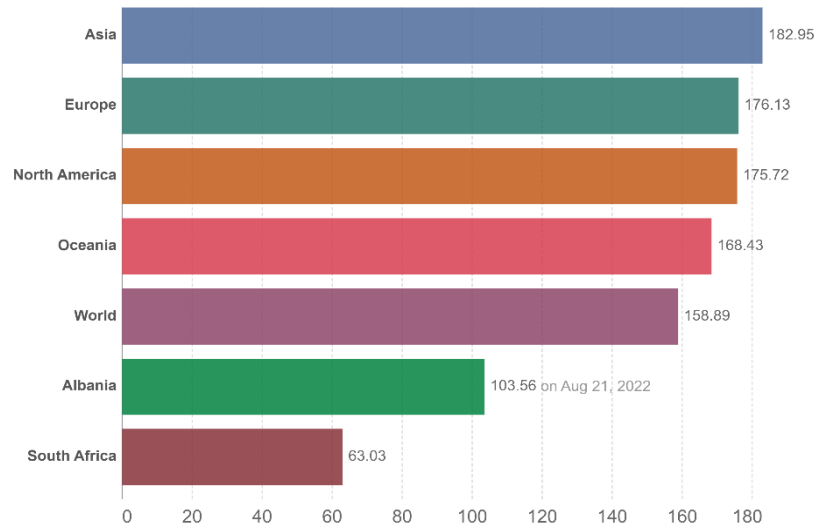
Total number of people who received all doses prescribed by the initial vaccination protocol, divided by the total population of the country.



Source: Official data collated by Our World in Data – Last updated 30 August 2022
OurWorldInData.org/coronavirus • CC BY
Note: Alternative definitions of a full vaccination, e.g. having been infected with SARS-CoV-2 and having 1 dose of a 2-dose protocol, are ignored to maximize comparability between countries.

Total COVID-19 vaccine doses administered per 100 people, Aug 29, 2022

All doses, including boosters, are counted individually.

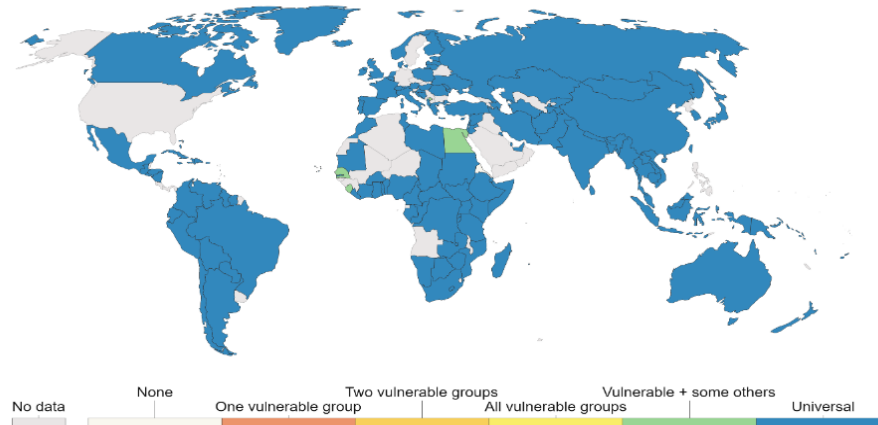


Source: Official data collated by Our World in Data – Last updated 30 August 2022

OurWorldInData.org/coronavirus • CC BY

COVID-19 vaccination policy, Aug 29, 2022

Policies for vaccine delivery. Vulnerable groups include key workers, the clinically vulnerable, and the elderly. "Others" include select broad groups, such as by age.



Source: Oxford COVID-19 Government Response Tracker, Blavatnik School of Government, University of Oxford – Last updated 30 August 2022

OurWorldInData.org/coronavirus • CC BY

2. Effectiveness of Vaccine and/or Previous Infection against symptomatic infection for Alpha, Delta and Omicron variants

Vaccine Status	Vaccine Effectiveness		
	Alpha	Delta	Omicron
1 Dose (BNT162b2 or ChAdOx1 nCoV-19)	48.7% (95%CI: 45.5-51.7%) ¹ 66%(BNT162b2) ⁴ 64% (ChAdOx1) ⁴	30.7% (95%CI: 25.2-35.7%) ¹ 56%(BNT162b2) ⁴ 67%(ChAdOx1) ⁴ 82% (95% CI: 73- 91%) ⁷	
1 Dose (mRNA-1273)	83% ⁴	72% ⁴	
1 Dose(Sinopharm or Sinovac)		13.8% (95%CI: -60.2-54.8%) ³	
2 Doses (BNT162b2)	93.7% (95%CI: 91.6-95.3) ¹ 76% (95%CI: 69-81%) ² 89% ⁴	88% (95%CI: 85.3-90.1%) ¹ 42% (95% CI: 13-62%) ² 87% ⁴	50% (95% CI: 35%–62%) ⁸

		93% (95% CI: 88-97%/12-18Y) ⁵ 93% (95% CI: 88-97%) ⁷	
2 Doses (ChAdOx1 nCoV-19)	74.5% (95%CI: 68.4-79.4%) ¹	67.0% (95%CI: 61.3-71.8%) ¹	
2 Doses (mRNA-1273)	86% , (95%CI: 81-90.6%) ²	76% , (95% CI: 58-87%) ²	30.4% (95% CI: 5.0%-49.0%) ⁹
2 Doses(Sinopharm or Sinovac)		59.0% , (95%CI: 16.0-81.6%) ³	
3 Doses (BNT162b2)		95.33% (SD 6.44) ⁶ 86.1% (95% CI, 67.3 to 94.1) ¹¹	67.2% (95% CI: 66.5- 67.8%) at 2 to 4 weeks ¹⁰ 49.4% (95% CI, 47.1 to 51.6) ¹¹ 52.2% (95% CI, 48.1 to 55.9) ¹²
3 Doses(mRNA-1273)			62.5% (95% CI: 56.2-67.9%) ⁹ 47.3% (95% CI, 40.7 to 53.3) ¹¹
2 Doses (BNT162b2) + 1Dose(mRNA-1273)			73.9% (95% CI: 73.1- 74.6%) at 2 to 4 weeks ¹⁰
2 Doses(ChAdOx1 nCoV-19)+1Dose(BNT162b2)			62.4% (95% CI, 61.8- 63.0) at 2 to 4 weeks ¹⁰
2 Doses (ChAdOx1 nCoV-19)+ 1Dose (mRNA-1273)			70.1% (95% CI, 69.5 to 70.7) at 2 to 4 weeks ¹⁰
2 Doses (BNT162b2) +Previous infection			55.1% (95% CI, 50.9 to 58.9) ¹²
3 Doses (BNT162b2) +Previous infection			77.3% (95% CI, 72.4 to 81.4) ¹²
Previous Omicron Infection			76.1% on BA.4 or BA.5 (95% CI: 54.9 to 87.3%) ¹³

References:

- 1) [Effectiveness of Covid-19 Vaccines against the B.1.617.2 \(Delta\) Variant](#)
- 2) [Comparison of two highly-effective mRNA vaccines for COVID-19 during periods of Alpha and Delta variant prevalence](#)
- 3) [Efficacy of inactivated SARS-CoV-2 vaccines against the Delta variant infection in Guangzhou: A test-negative case-control real-world study](#)
- 4) [Effectiveness of COVID-19 vaccines against variants of concern in Ontario, Canada](#)
- 5) [Effectiveness of BNT162b2 Vaccine against Delta Variant in Adolescents](#)
- 6) [A RCT of a third dose CoronaVac or BNT162b2 vaccine in adults with two doses of CoronaVac](#)
- 7) [Effectiveness of BNT162b2 Vaccine against Delta Variant in Adolescents](#)
- 8) [Effectiveness of BNT162b2 Vaccine against Omicron Variant in South Africa](#)
- 9) [Effectiveness of mRNA-1273 against SARS-CoV-2 omicron and delta variants](#)
- 10) [Covid-19 Vaccine Effectiveness against the Omicron \(B.1.1.529\) Variant](#)
- 11) [Effect of mRNA Vaccine Boosters against SARS-CoV-2 Omicron Infection in Qatar](#)
- 12) [Effects of Previous Infection and Vaccination on Symptomatic Omicron Infections](#)
- 13) [Protection of SARS-CoV-2 natural infection against reinfection with the BA.4 or BA.5 Omicron subvariants](#)

3. Latest Relevant Articles

- [SARS-CoV-2-specific T cells in the changing landscape of the COVID-19 pandemic.](#) (Published August 17, 2022)

- Protection against symptomatic disease with the delta and omicron BA.1/BA.2 variants of SARS-CoV-2 after infection and vaccination in adolescents: national observational test-negative case control study, August 2021 to March 2022, England(Published August 22, 2022)
- Symptom presentation among SARS-CoV-2 positive cases and the impact of COVID-19 vaccination; three prospective household cohorts(Published August 22, 2022)

4. Other Information

- Pfizer and BioNTech Submit Application to U.S. FDA for Emergency Use Authorization of Omicron BA.4/BA.5-Adapted Bivalent COVID-19 Vaccine (Published 22 August 2022)
- CDC: Safety Monitoring of Pfizer-BioNTech COVID-19 Vaccine Booster Doses Among Children Aged 5–11 Years — United States, May 17–July 31(Published 19 August 2022)
- UK: What your NHS COVID Pass letter for travel tells you (Last updated 23 August 2022)