



ICAO

CAPACITY & EFFICIENCY

NOTAM2021

Regional NOTAM Statistics - ESAF & WACAF

Presented by

Ms. Keziah Ogutu - ICAO



Regional NOTAM trends

Total NOTAM

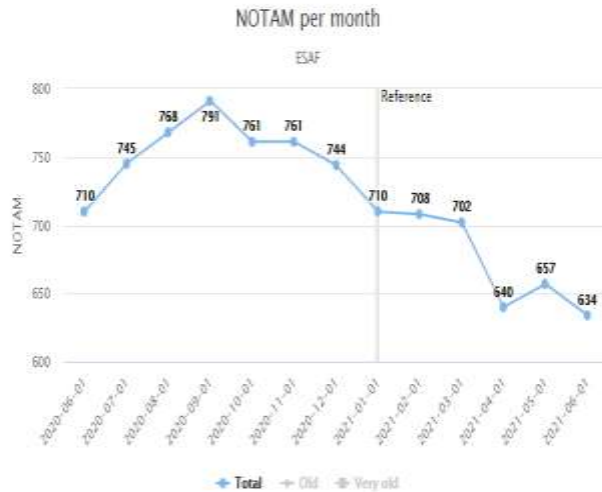
634

Old NOTAM

17 (2.7%)

Very Old NOTAM

145 (22.9%)



- 76 (10.7%) decrease in NOTAM

Total NOTAM

634

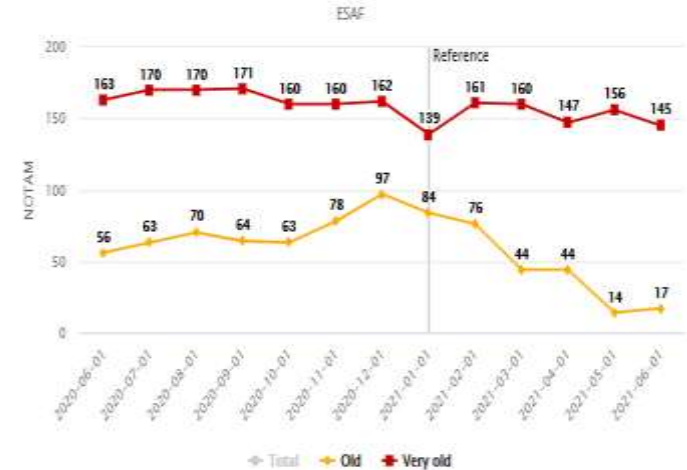
Old NOTAM

17 (2.7%)

Very Old NOTAM

145 (22.9%)

NOTAM per month



Old NOTAM: -67 (-79.8%) **2.7%** of World (17 of 3303)
 Very old NOTAM: +6 (4.3%) **22.9%** of World (145 of 2642)
 Old & very old NOTAM: -61 **2.7%** of World (162 of 5945)



TOP 10

NOTAM-promulgating Administrations

89% of all ESAF NOTAM

74.1% of all ESAF old and very old NOTAM

No	Administrations	Total NOTAM	Old NOTAM	Very Old NOTAM	% of old and very old NOTAM
1	South Africa	235	5	53	24.7%
2	Madagascar	175	1	27	16%
3	Botswana	28	0	0	0%
4	United Rep. of Tanzania	25	0	0	0%
5	Kenya	20	0	2	10%
6	Mozambique	19	0	13	68.4%
7	Namibia	19	1	2	15.8%
8	Djibouti	17	0	4	23.5%
9	Malawi	14	0	14	100%
10	Zambia	12	0	5	41.7%
		564	7	120	22.5%



TOP 10

Best Performing Administrations

- ✓ Botswana,
- ✓ U. Rep of Tanzania,
- ✓ Comoros,
- ✓ Mauritius,
- ✓ Rwanda
- ✓ Somalia
- ✓ Burundi

have **ZERO** old and very old NOTAM



No	Administrations	Total NOTAM	Old NOTAM	Very Old NOTAM	% of old and very old NOTAM
1	Botswana	28	0	0	0.0%
2	United Rep. of Tanzania	25	0	0	0.0%
3	Mauritius	6	0	0	0.0%
4	Rwanda	5	0	0	0.0%
5	Somalia	4	0	0	0.0%
6	Burundi	0	0	0	0.0%
7	Comoros	9	2	0	22.2%
8	Kenya	20	0	2	10%
9	Namibia	19	1	2	16%
10	Lesotho	10	2	3	50%
		126	5	7	9.5%



TOP 10

Need to improve Administrations

74.9% of ESAF NOTAM

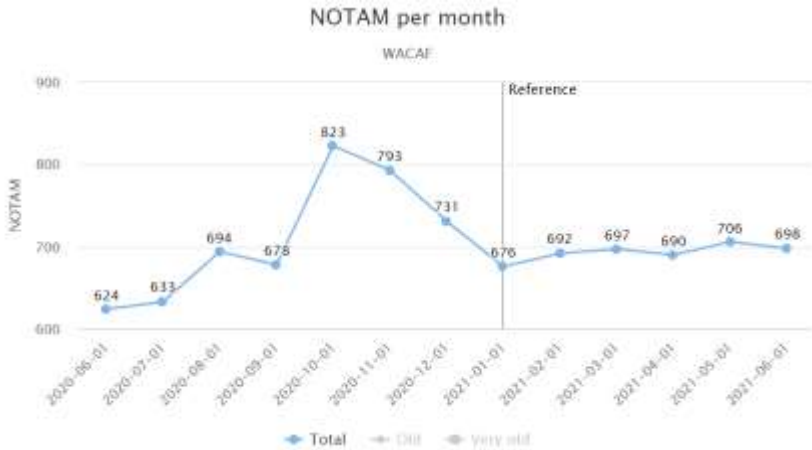
85.2% of ESAF old and very old NOTAM



No	Administrations	Total NOTAM	Old NOTAM	Very Old NOTAM	% of old and very old NOTAM
1	South Africa	235	5	53	24.7%
2	Madagascar	175	1	27	16%
3	Malawi	14	0	14	100%
4	Mozambique	19	0	13	68.4%
5	Zimbabwe	6	0	6	100%
6	Zambia	12	0	5	41.7%
7	Seychelles	5	1	4	80%
8	Angola	4	0	4	100%
9	Eritrea	3	0	3	100%
10	Eswatini	2	0	2	100%
		475	7	131	21.8%



Regional NOTAM trends - WACAF



Total NOTAM

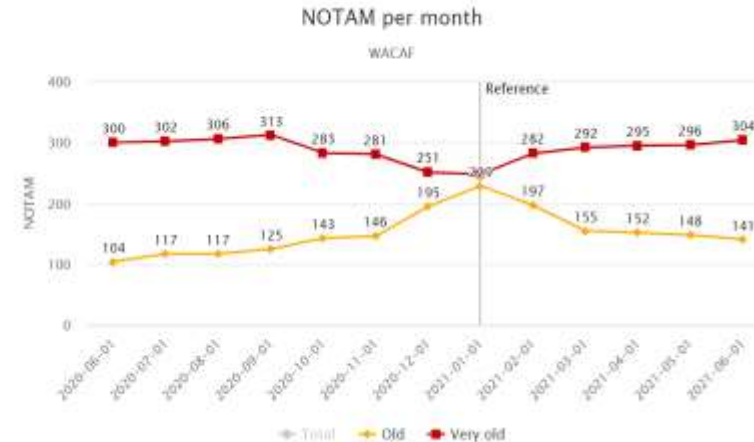
698

Old NOTAM

141 (20.2%)

Very Old NOTAM

304 (43.6%)



+22 (3.5%) increase in NOTAM

Old NOTAM: -88 (-38.4%) 4.3% of World (141 of 3303)
 Very old NOTAM: +56 (22.6%) 11.5% of World (304 of 2642)
 Old & very old NOTAM: -32 (-6.7%) 7.5% of World (445 of 5945)

**TOP 10**

NOTAM-promulgating Administrations

75.1% of all WACAF NOTAM

82.7% of all WACAF old and very old NOTAM

No	Administrations	Total NOTAM	Old NOTAM	Very Old NOTAM	% of old and very old NOTAM
1	Congo	79	33	45	98.7%
2	Cameroon	72	19	50	95.8%
3	Gabon	71	28	34	87.3%
4	Niger	70	11	10	30%
5	Mali	43	2	11	30.3%
6	Central African Republic	41	15	26	100%
7	Chad	40	16	20	90%
8	Cote d'Ivoire	40	5	20	62.5%
9	Democratic Republic of the Congo	35	2	0	5.7%
10	Benin	33	3	18	63.6%
		524	134	234	70%



Best Performing Administrations

- ✓ **Nigeria,**
- ✓ **Cabo Verde,**
- ✓ **Ghana,**
- ✓ **Liberia,**
- ✓ **Sierra Leone,** and
- ✓ **Guinea**

have **ZERO old** and **very old** NOTAM



No	Administrations	Total NOTAM	Old NOTAM	Very Old NOTAM	% of old and very old NOTAM
1	Nigeria	20	0	0	0.0%
2	Cabo Verde	8	0	0	0.0%
3	Ghana	3	0	0	0.0%
4	Liberia	3	0	0	0.0%
5	Sierra Leone	2	0	0	0.0%
6	Guinea	1	0	0	0.0%
7	Guinea-Bissau	3	1	0	33.3%
8	Democratic Republic of the Congo	33	2	0	5.7%
9	Burkina Faso	21	0	5	23.8%
10	Mauritania	18	0	7	38.9%
		112	3	12	13.4%



TOP 10

Poorest Performing Administrations

77.4% of WACAF NOTAM

91.7% of WACAF old and very old NOTAM



No	Administrations	Total NOTAM	Old NOTAM	Very Old NOTAM	% of old and very old NOTAM
1	Congo	79	33	45	98.8%
2	Cameroon	72	19	50	95.8%
3	Gabon	71	28	34	87.3%
4	Central African Republic	41	15	26	100%
5	Chad	40	16	20	90%
6	Cote d'Ivoire	40	5	20	62.5%
7	Togo	28	3	19	78.6%
8	Niger	70	11	10	30%
9	Benin	33	3	18	63.6%
10	Equatorial Guinea	23	2	18	87%
		540	137	271	75.6%



| ICAO

CAPACITY & EFFICIENCY

NOTAM2021

NOTAM2021

Working together to eliminate old NOTAM

<https://www.icao.int/airnavigation/information-management/Pages/NOTAMeter.aspx>



| ICAO

CAPACITY & EFFICIENCY

NOTAM2021

NOTAM2021

Working together to eliminate old NOTAM

Second NOTAM2021 progress webinar on **31 Aug 2021** at 1200 UTC

Q&A