



ICAO

SAFETY

Webinar – AIG Procedures

Exercise: ADREP Accident Data report
Procedure

Fernando Camargo

Regional Officer, Technical Assistance

May 2020





ICAO

SAFETY

Let's build it together

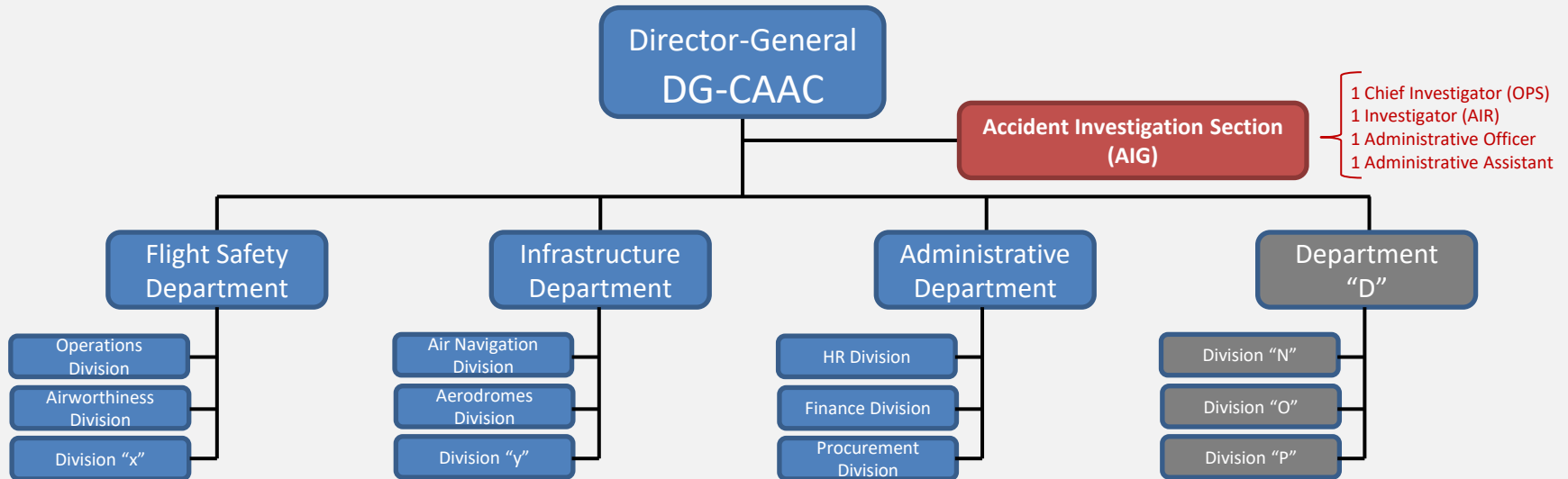
✈ Exercise for ADREP Procedures

- ✈ To do the exercises, we will establish a fictic scenario:
 - ✈ State – Coronaland
 - ✈ Authority – Civil Aviation Authority of Coronaland (CAA)
 - ✈ The accident investigation unit is not independent, being part of the CAA



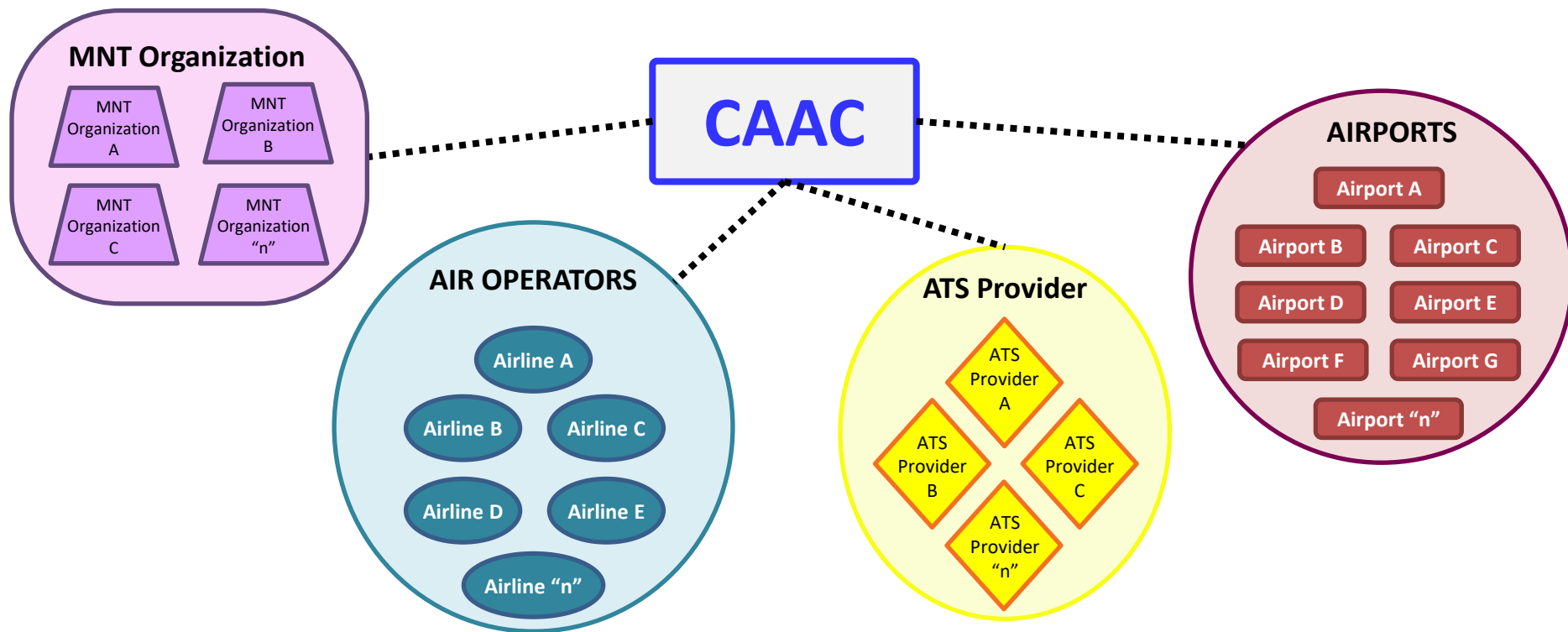
FICTIC SCENARIO

Civil Aviation Authority of Coronaland (CAAC)





FICTIC SCENARIO





Let's build it together

Exercise for PQ 6.435

Has the State, as the State conducting the investigation, developed and implemented procedures to ensure that it sends ADREP accident data reports involving aircraft of a maximum mass of over 2 250 kg to ICAO, as soon as practicable after the investigation?



Step 1 – Gathering relevant information

- ✈ Gather all information relevant to the development of the procedure
 - ✈ When the origin of the procedure is a PQ, it is essential to know the elements from which the PQ was built
 - ✈ Many times, the requirements contained in a PQ are much more complex than they appear to be



Step 1 – Gathering relevant information

✈ Gather all information relevant to the development of the procedure

✈ Since the procedure of our exercise comes out from a PQ, we need to know the content of:

✈ the elements of the question (PQ)

✈ the ICAO references to that PQ

✈ the Guidance for Review of Evidence



Elements of the question

Exercise for PQ 6.435

Has the State, as the State conducting the investigation, developed and implemented procedures to ensure that it sends ADREP accident data reports involving aircraft of a maximum mass of over 2 250 kg to ICAO, as soon as practicable after the investigation?



Elements of the question

Exercise for PQ 6.1

Has the State, conducting the investigation, developed procedures

to ensure that it sends

involving aircraft of a maximum mass of over 2 250 kg to ICAO, as soon as practicable after the investigation?

The procedure needs to ensure that the ADREP will be sent

conducting the investigation, developed procedures to ensure that it sends



Elements of the question

Exercise for PQ 6.1

Has the State, conducting the investigation, developed standard procedures to ensure that it sends accident data reports involving aircraft of a maximum mass of 50 kg to ICAO, as soon as practicable after the investigation?

The procedure needs to ensure that the ADREP will be sent

conducting the investigation, developed standard procedures to ensure that it sends accident data reports involving aircraft of a maximum mass of 50 kg to ICAO, as soon as practicable after the investigation?

That means the need to establish control measures



Elements of the question

Exercise for PQ 6.425

Has the State conducting the investigation and implemented procedures to ensure that accident data reports involving aircraft of a maximum mass of over 2 250 kg to ICAO, as soon as practicable after the investigation?

The procedure for this PQ refers to accidents only

accident



Elements of the question

Exercise for PQ 6 435

Has the investigation been conducted in accordance with the procedures to ensure the safety of flight, and if not, what measures should be taken to ICAD, as soon as possible after the investigation?

Data reports are issued after the investigation is concluded and the final report is issued

state conducting the implemented procedures to ensure the safety of flight, and if not, what measures should be taken to ICAD, as soon as possible after the investigation?

data reports

mass of over 2 250 kg practicable after the



Elements of the question

Exercise for PO 6.435

Has the State conducting the investigation implemented procedures to ensure that accident data reports involving aircraft of a maximum mass of **over 2 250 kg** to ICAO, as soon as practicable after the investigation?

These reports are related to aircraft of a maximum mass of over 2250 Kg

over 2 250 kg



Elements of the question

Exercise for PO 6.435

Has the state conducting the investigation implemented procedures to ensure that accident data reports involving aircraft of a maximum mass of over 2 250 kg to ICAO, as soon as practicable after the investigation?

The data reports are sent to ICAO only



Elements of the question

Exercise for PQ 6

Has the State, conducting the investigation, developed procedures to ensure that it sends data reports involving aircraft of a maximum mass of over 2 250 kg to ICAO, as soon as practicable after the investigation?

The data reports shall be sent as soon as practicable (after the investigation)

as soon as practicable



ICAO references

ICAO ref.	Protocol question	Reply to protocol question	Guidance for review of protocol question	Status of implementation	SSC	
AIG 6.000 - Aircraft accident and incident investigation - Forwarding of Accident/Incident Data Reports (ADREP)— Procedures						
STD A13 7.5 GM Doc 9756 Part IV, 2.5.3 Doc 9962 11.2.1	AIG 6.435 (CE-8) ICAO Results Click here to enter text.	Has the State, as the State conducting the investigation, developed and implemented procedures to ensure that it sends ADREP accident data reports involving aircraft of a maximum mass of over 2 250 kg to ICAO, as soon as practicable after the investigation?	[Choose Yes/No]	1) Review procedures. 2) Review copies of dispatched accident data reports and dispatch dates.	[Choose S/NS/NA]	<input type="checkbox"/>




ICAO

SAFETY

RESPONSIBILITY OF THE STATE CONDUCTING THE INVESTIGATION

Accidents to aircraft over 2 250 kg

7.5 When the aircraft involved in an accident is of a maximum mass of over 2 250 kg, the State conducting the investigation shall send, as soon as practicable after the investigation, the Accident Data Report to the International Civil Aviation Organization.






ICAO

SAFETY

11.2 ADREP ACCIDENT/INCIDENT DATA REPORTS




11.2.1 When the aircraft involved in an accident is of a maximum mass of over 2 250 kg, the [Investigation Authority] should send, as soon as practicable after the investigation, the Accident/Incident Data Report to ICAO. Further, the [Investigation Authority] should, upon request, provide other States with pertinent information in addition to that made available in the Accident/Incident Data Report (reference to ICAO Annex 13, Chapter 7, paragraphs 7.5 and 7.6).



ICAO

SAFETY

2.5 ADREP ACCIDENT/INCIDENT DATA REPORT



...

2.5.3 In accordance with Annex 13, Chapter 7, 7.5 and 7.7, the Accident/Incident Data Report is to be sent, as follows:

Accidents to aircraft over 2 250 kg

7.5 When the aircraft involved in an accident is of a maximum mass of over 2 250 kg, the State conducting the investigation shall send, as soon as practicable after the investigation, the Accident Data Report to the International Civil Aviation Organization.

...



ICAO references

<i>ICAO ref.</i>	<i>Protocol question</i>	<i>Reply to protocol question</i>	<i>Guidance for review of protocol question</i>	<i>Status of implementation</i>	<i>SSC</i>
------------------	--------------------------	-----------------------------------	---	---------------------------------	------------

AIG 6.000 - Aircraft accident and incident investigation - Forwarding of Accident/Incident Data Reports (ADREP)— Procedures						
STD A13 7.5 GM Doc 9756 Part IV, 2.5.3 Doc 9962 11.2.1	AIG 6.435 (CE-8) ICAO Results Click here to enter text.	Has the State, as the State conducting the investigation, developed and implemented procedures to ensure that it sends ADREP accident data reports involving aircraft of a maximum mass of over 2 250 kg to ICAO, as soon as practicable after the investigation?	[Choose Yes/No]	1) Review procedures. 2) Review copies of dispatched accident data reports and dispatch dates.	[Choose S/NS/NA]	<input type="checkbox"/>



Step 1 – Gathering relevant information

✈ Guidance for Review of Evidence

✈ 1) Review procedures

✈ 2) Review copies of dispatch
dispatch dates.

The auditor will review the procedure to check whether it contains all the basic characteristics of any procedure (who/what/when/how/coordination) and other elements required



Step 1 – Gathering relevant information

✈ Guidance for Review of Evidence

✈ 1) Review procedures

✈ 2) Review copies of dispatched accident data reports and dispatch dates.

One important element that the auditor will verify is when the report was sent (as soon as practicable means that it should not be delayed without a good reason)



ICAO

SAFETY

Step 2 – Meeting the criteria

✈ Soon after becoming aware of the occurrence, verify if it meets the criteria for an ADREP data report to be issued

✈ **ACCID** with aircraft **> 2250 kg**



ICAO

SAFETY

NUMBER:		TITLE:			
Process:					
Reference:					
Step	WHAT <small>(Detailed description of the task)</small>	WHO <small>(Designated person responsible for the execution)</small>	HOW <small>(Determination of the way the task will be performed and means to be used)</small>	WHEN <small>(Establish the timeline for the procedure, determining the deadlines for relevant tasks)</small>	In COORDINATION with whom <small>(Identify the persons to coordinate the execution of the task with when applicable)</small>
1					
2					
3					
4					
5					
6					
...					
n					
NOTES					
N1					
N2					
...					
Nn					
ATTACHMENTS					
#	TITLE	DESCRIPTION			
A					
B					
...					
n					



NUMBER:		TITLE:			
Process:					
Reference:					
Step	WHAT <small>(Detailed description of the task)</small>	WHO <small>(Designated person responsible for the execution)</small>	HOW <small>(Determination of the way the task will be performed and means to be used)</small>	WHEN <small>(Establish the timeline for the procedure, determining the deadlines for relevant tasks)</small>	In COORDINATION with whom <small>(Identify the persons to coordinate the execution of the task with when applicable)</small>
1					
2					
3					
4					
5					
6					
...					
n					
NOTES					
N1					
N2					
...					
Nn					
ATTACHMENTS					
#	TITLE	DESCRIPTION			
A					
B					
...					
n					





NUMBER: 99

TITLE: Forwarding ADREP Accident Data Report to ICAO

Process: ADREP Reporting

Reference: PQ 6.435 - Has the State, as the State conducting the investigation, developed and implemented procedures to ensure that it sends ADREP accident data reports involving aircraft of a maximum mass of over 2 250 kg to ICAO, as soon as practicable after the investigation?



NOTES

N1 This procedure is linked with the Procedure No 4 - Processing Received Notifications

N2



Step 3 - Definition of tasks (WHAT)

- ✈ When the occurrence meets the criteria, we will have the following task in the procedure:
 1. *Register the occurrence in ECCAIRS*
 2. *Feed ECCAIRS with information coming from the investigation*
 3. *Generate the ADREP data report (and inform the Administrative Assistant)*
 4. *Forward the report to ICAO*
 5. *File the forwarding message to and, if available, the confirmation of receipt from ICAO*
 6. *Close process*

Step	WHAT (Detailed description of the task)	WHO (Designated person responsible for the execution)	HOW (Determination of the way the task will be performed and means to be used)	WHEN (Establish the timeline for the procedure, determining the deadlines for relevant tasks)	In COORDINATION with whom (Identify the persons to coordinate the execution of the task with when applicable)
1	Register the occurrence in ECCAIRS				
2	Feed ECCAIRS with information coming from the investigation				
3	Generate the ADREP data report (and inform the Administrative Assistant)				
4	Forward the report to ICAO				
5	File the forwarding message to and, if available, the confirmation of receipt from ICAO				
6	Close process				



Step 4 – WHO will act

✈ Definition of the person responsible for registering the occurrence in ECCAIRS

✈ The investigator-in-charge

✈ One investigator of the Team

✈ Another staff (specify who)

Select one of this options



✈ For our exercise, task 1 will performed by:

Administrative Assistant



Step 4 – WHO will act

✈ Definition of the person responsible for inserting data into ECCAIRS

✈ The investigator-in-charge

✈ One investigator of the Team

✈ Another staff (specify who)

Select one of this options



✈ For our exercise, task 2 will performed by:

Investigator-in-charge



Step 4 – WHO will act

✈ Definition of the person responsible for generating the ADREP data report

✈ The investigator-in-charge

✈ One investigator of the Team

✈ Another staff (specify who)

Select one of this options

✈ For our exercise, task 3 will performed by:

Investigator-in-charge



Step 4 – WHO will act

✈ Definition of the person responsible for forwarding the report to ICAO

✈ The investigator-in-charge

✈ One investigator of the Team

✈ Another staff (specify who)

Select one of this options



✈ For our exercise, task 4 will performed by:

Administrative Assistant



Step 4 – WHO will act

✈ Definition of the person responsible for filing the forwarding and confirmation messages

✈ The investigator-in-charge

✈ One investigator of the Team

✈ Another staff (specify who)

Select one of this options



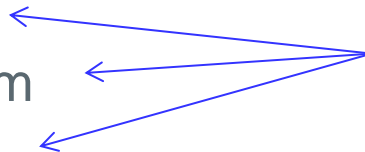
✈ For our exercise, task 5 will performed by:

Administrative Assistant



Step 4 – WHO will act

✈ Definition of the person responsible for closing the ADREP data report process

- ✈ The investigator-in-charge
 - ✈ One investigator of the Team
 - ✈ Another staff (specify who)
- Select one of this options
- 

✈ For our exercise, task 6 will performed by:

Investigator-in-charge

Step	WHAT (Detailed description of the task)	WHO (Designated person responsible for the execution)	HOW (Determination of the way the task will be performed and means to be used)	WHEN (Establish the timeline for the procedure, determining the deadlines for relevant tasks)	In COORDINATION with whom (Identify the persons to coordinate the execution of the task with when applicable)
1	Register the occurrence in ECCAIRS	Administrative Assistant			
2	Feed ECCAIRS with information coming from the investigation	Investigator-in-charge			
3	Generate the ADREP data report (and inform the Administrative Assistant)	Investigator-in-charge			
4	Forward the report to ICAO	Administrative Assistant			
5	File the forwarding message to and, if available, the confirmation of receipt from ICAO	Administrative Assistant			
6	Close process	Investigator-in-charge			



Step 5 – HOW tasks will be done

✈ Task 1 (*Register the occurrence in ECCAIRS*) will be performed by:

Inserting the information available from the notification into an ECCAIRS register created for that occurrence

- ✈ It is possible that the notification first received doesn't contain all the relevant information, being complemented after sometime
- ✈ In this case, the ECCAIRS register should be complemented accordingly, as soon as new information is received (that requires coordination with the IIC)



Step 5 – HOW tasks will be done

✈ Task 2 (*Feeding of ECCAIRS*) will be performed by:

Inserting the information resulting from the investigation into the corresponding ECCAIRS occurrence record



Step 5 – HOW tasks will be done

✈ Task 3 (*Generate the ADREP data report*) will be performed by:

Creating the corresponding ECCAIRS data file for the event (format: e4f, e5f, or other available in the system for the ADREP report) and inform the Administrative Assistant by e-mail



Step 5 – HOW tasks will be done

✈ Task 4 (*Forward the report to ICAO*) will be performed by:

E-mail to ADREP@icao.int

✈ The ADREP System is managed by the *Integrated Aviation Analysis* (IAA) Section (IAA@icao.int)



Step 5 – HOW tasks will be done

✈ Task 5 (*File the forwarding message and the confirmation of receipt from ICAO*) will be performed by:

Generating pdf files of both messages and save in the electronic folder of the occurrence (in the secure server of the Section), and print the messages to save them in the documental folder of the occurrence



Step 5 – HOW tasks will be done

✈ Task 6 (*Close process*) will be performed by:

Completing, dating, signing, and saving the checklist of the occurrence in the secure server (soft copy) and documental folder (original)

Step	WHAT (Detailed description of the task)	WHO (Designated person responsible for the execution)	HOW (Determination of the way the task will be performed and means to be used)	WHEN (Establish the timeline for the procedure, determining the deadlines for relevant tasks)	In COORDINATION with whom (Identify the persons to coordinate the execution of the task with when applicable)
1	Register the occurrence in ECCAIRS	Administrative Assistant	Insert the information available from the notification into an ECCAIRS register created for that occurrence		
2	Feed ECCAIRS with information coming from the investigation	Investigator-in-charge	Insert the information resulting from the investigation into the corresponding ECCAIRS occurrence record		
3	Generate the ADREP data report (and inform the Administrative Assistant)	Investigator-in-charge	Create the corresponding ECCAIRS data file for the event (format: e4f, e5f, or other available in the system for the ADREP report) and inform the Administrative Assistant by e-mail		
4	Forward the report to ICAO	Administrative Assistant	By e-mail to ADREP@icao.int		
5	File the forwarding message to and, if available, the confirmation of receipt from ICAO	Administrative Assistant	Generate pdf files of both messages and save in the electronic folder of the occurrence (in the secure server of the Section), and print the messages to save them in the documental folder of the occurrence		
6	Close process	Investigator-in-charge	Complete the checklist of the occurrence, date, sign it, and save in the secure server (scanned copy) and documental folder (original)		



ICAO

SAFETY

Step 6 - Timelines

✈ Task 1 (*Register the occurrence in ECCAIRS*) will be performed:

In up to 10 working days after the receipt of the notification (after verifying the occurrence meets the criteria for ADREP data report)

✈ Only after verifying that the occurrence meets the criteria for ADREP data report



Step 6 - Timelines

✈ The task 2 (*Feeding of ECCAIRS*) can be done:

✈ Along the investigation, or

✈ After the publication of the final report

← Select one of this options

✈ For our exercise, we will select the second option

✈ That means that all the data from the investigation shall be inserted in ECCAIRS and the ADREP shall be prepared between the publication of the final report and the deadline for the forwarding of ADREP to ICAO



Step 6 - Timelines

✈ Task 2 (*Feeding of ECCAIRS*) will be performed:

In up to 15 working days after the publication of the final report

- ✈ The term "publication" refers to the date on which the final report was made available to the public via internet
- ✈ This deadline must be linked with the procedure dealing with the publication of the final report (PQs 6.401 + 6.405)



Step 6 - Timelines

✈ Task 3 (*Generate the ADREP data report*) will be performed:

In up to 3 working days after feeding the occurrence record (task 2)

✈ The IIC will inform the Adm. Assist. (by e-mail) immediately after generating the report



ICAO

SAFETY

Step 6 - Timelines

✈ Task 4 (*Forward the report to ICAO*) will be performed:

In up to 5 working days after the being informed of the generation of the report (task 3)



Step 6 - Timelines

✈ Task 5 (*File the forwarding message and the confirmation of receipt from ICAO*) will be performed:

In up to 5 working days after the forwarding of the report or immediately after the confirmation of receipt from ICAO (whichever comes first)

- ✈ When sending the report, one should always request ICAO the confirmation of receipt
- ✈ The ADREP System is managed by the *Integrated Aviation Analysis (IAA) Section* (IAA@icao.int)



ICAO

SAFETY

Step 6 - Timelines

✈ Task 6 (*Close process*) will be performed:

In up to 5 working days after the forwarding of the report

- ✈ All investigations should have a checklist of major cornerstones, since the notification phase
- ✈ All the documents of each investigation should be filed (like a process) in both hard and soft formats

Step	WHAT (Detailed description of the task)	WHO (Designated person responsible for the execution)	HOW (Determination of the way the task will be performed and means to be used)	WHEN (Establish the timeline for the procedure, determining the deadlines for relevant tasks)	In COORDINATION with whom (Identify the persons to coordinate the execution of the task with when applicable)
1	Register the occurrence in ECCAIRS	Administrative Assistant	Insert the information available from the notification into an ECCAIRS register created for that occurrence	In up to 10 working days after the receipt of the notification (after verifying the occurrence meets the criteria for ADREP data report)	
2	Feed ECCAIRS with information coming from the investigation	Investigator-in-charge	Insert the information resulting from the investigation into the corresponding ECCAIRS occurrence record	In up to 15 working days after the publication of the final report	
3	Generate the ADREP data report (and inform the Administrative Assistant)	Investigator-in-charge	Create the corresponding ECCAIRS data file for the event (format: e4f, e5f, or other available in the system for the ADREP report) and inform the Administrative Assistant by e-mail	In up to 3 working days after feeding the occurrence record (task 2)	
4	Forward the report to ICAO	Administrative Assistant	By e-mail to ADREP@icao.int	In up to 5 working days after the being informed of the generation of the report (task 3)	
5	File the forwarding message to and, if available, the confirmation of receipt from ICAO	Administrative Assistant	Generate pdf files of both messages and save in the electronic folder of the occurrence (in the secure server of the Section), and print the messages to save them in the documental folder of the occurrence	In up to 5 working days after the forwarding of the report or immediately after the confirmation of receipt from ICAO (whichever comes first)	
6	Close process	Investigator-in-charge	Complete the checklist of the occurrence, date, sign it, and save in the secure server (scanned copy) and documental folder (original)	In up to 5 working days after the forwarding of the report	



Step 7 - Coordination

- ✈ In each procedure, there will be tasks that will require coordination
 - ✈ Coordination will be required whenever the task must be informed to another person that needs to take further action, or just needs to be aware
 - ✈ It may be done through direct oral communication, by phone, software, e-mail, letter, or any other form of documentation, depending on the circumstances



ICAO

SAFETY

Step 7 - Coordination

✈ Task 1 (*Register the occurrence in ECCAIRS*) must be performed in coordination with:

The Investigator-in-charge



ICAO

SAFETY

Step 7 - Coordination

✈ Task 2 (*Feeding of ECCAIRS*):

Does not require coordination



ICAO

SAFETY

Step 7 - Coordination

✈ Task 3 (*Generate the ADREP data report*) must be performed in coordination with:

The Administrative Assistant



ICAO

SAFETY

Step 7 - Coordination

✈ Task 4 (*Forward the report to ICAO*) must be performed in coordination with:

***The Chief Investigator
and
Investigator-in-charge***



ICAO

SAFETY

Step 7 - Coordination

✈ Task 5 (*File the forwarding message and the confirmation of receipt from ICAO*):

Does not require coordination



ICAO

SAFETY

Step 7 - Coordination

✈ Task 6 (*Close process*) must be performed in coordination with:

The Chief Investigator

Step	WHAT (Detailed description of the task)	WHO (Designated person responsible for the execution)	HOW (Determination of the way the task will be performed and means to be used)	WHEN (Establish the timeline for the procedure, determining the deadlines for relevant tasks)	In COORDINATION with whom (Identify the persons to coordinate the execution of the task with when applicable)
1	Register the occurrence in ECCAIRS	Administrative Assistant	Insert the information available from the notification into an ECCAIRS register created for that occurrence	In up to 10 working days after the receipt of the notification (after verifying the occurrence meets the criteria for ADREP data report)	Investigator-in-charge
2	Feed ECCAIRS with information coming from the investigation	Investigator-in-charge	Insert the information resulting from the investigation into the corresponding ECCAIRS occurrence record	In up to 15 working days after the publication of the final report	N/A
3	Generate the ADREP data report (and inform the Administrative Assistant)	Investigator-in-charge	Create the corresponding ECCAIRS data file for the event (format: e4f, e5f, or other available in the system for the ADREP report) and inform the Administrative Assistant by e-mail	In up to 3 working days after feeding the occurrence record (task 2)	Administrative Assistant
4	Forward the report to ICAO	Administrative Assistant	By e-mail to ADREP@icao.int	In up to 5 working days after the being informed of the generation of the report (task 3)	Chief Investigator Investigator-in-charge
5	File the forwarding message to and, if available, the confirmation of receipt from ICAO	Administrative Assistant	Generate pdf files of both messages and save in the electronic folder of the occurrence (in the secure server of the Section), and print the messages to save them in the documental folder of the occurrence	In up to 5 working days after the forwarding of the report or immediately after the confirmation of receipt from ICAO (whichever comes first)	N/A
6	Close process	Investigator-in-charge	Complete the checklist of the occurrence, date, sign it, and save in the secure server (scanned copy) and documental folder (original)	In up to 5 working days after the forwarding of the report	Chief Investigator Investigator-in-charge



ICAO

SAFETY

Writing the procedure

✈ After this “brainstorm” and with the template completed, we will probably be able to write the procedure

DISCLAIMER



DISCLAIMER

The following procedure is purely fictitious, intended exclusively for educational purposes, and ICAO is not responsible for the adoption of its text without due care for adapting to the characteristics of the civil aviation system in place

PROCEDURE No 18 - FORWARDING OF ADREP ACCIDENT DATA REPORTS TO ICAO

Note - This procedure is applicable to accidents with aircraft of mass over 2250 kg, and will be performed after the Procedure No 4 - Processing Received Notifications

Procedure:

- 1) The Administrative Assistant will register the occurrence in ECCAIRS, by inserting the information available from the notification in up to 10 working days after the receipt of the notification, informing the Investigator-in-charge of the registration;
- 2) The Investigator-in-charge will insert all the pertinent information resulting from the investigation into the corresponding ECCAIRS occurrence record in up to 15 working days after the publication of the final report;
- 3) The Investigator-in-charge will generate the ADREP data report by creating the corresponding ECCAIRS data file for the event (format: e4f, e5f, or other available in the system for the ADREP report) in up to 3 working days after feeding the occurrence record (task 2), informing the Administrative Assistant by e-mail when Report has been created;

PROCEDURE No 18 - FORWARDING OF ADREP ACCIDENT DATA REPORTS TO ICAO

Cont.

- 4) The Administrative Assistant will forward the report to ICAO (to the e-mail ADREP@icao.int, with copies to the Chief Investigator and the Investigator-in-charge) in up to 5 working days after the being informed that the Report has been created (task 3);
- 5) The Administrative Assistant will file the forwarding message to and, if available, the confirmation of receipt from ICAO in the electronic folder of the occurrence (pdf format to be saved in the secure server of the Section), as well as in the documental (printed hard copy) folder of the occurrence in up to 5 working days after the forwarding of the report or immediately after the confirmation of receipt from ICAO (whichever comes first);
- 6) The Investigator-in-charge will close the investigation process by completing, dating, signing, and saving the checklist of the occurrence in the secure server (soft copy) and documental folder (original) in up to 5 working days after the forwarding of the report, communicating the Chief Investigator (by e-mail) the closure of the process.



ICAO

SAFETY





This presentation will be available at the ICAO Secure Portal, in the group:

NACC_AIG_REF

Those who have not yet joined this group, it is highly recommended that they do so



Other Business

✈ We are developing our Regional Safety Plan

- ✈ The Plan follows the model developed by ICAO HQs
- ✈ It is data driven
- ✈ We need to collect data on accidents and serious incidents from States in our Region
- ✈ I will be sending an excel spreadsheet for you to fill



Other Business

Occurrences involving commercial air transport aircraft registered in States located in [Region]

By year	Fatal accident	Non-fatal accident	Serious incident
2015 to 2019			
2020 (till April)			

Occurrences involving general aviation aircraft registered in States located in [Region]

By year	Fatal accident	Non-fatal accident	Serious incident
2015 to 2019			
2020 (till April)			



ICAO

SAFETY



ICAO

North American
Central American
and Caribbean
(NACC) Office
Mexico City

South American
(SAM) Office
Lima

ICAO
Headquarters
Montréal

Western and
Central African
(WACAF) Office
Dakar

European and
North Atlantic
(EUR/NAT) Office
Paris

Middle East
(MID) Office
Cairo

Eastern and
Southern African
(ESAF) Office
Nairobi

Asia and Pacific
(APAC) Sub-office
Beijing

Asia and Pacific
(APAC) Office
Bangkok



THANK YOU