



ICAO

UNITING AVIATION

NO COUNTRY LEFT BEHIND



Webinar – Air Traffic Services Provision Guidance for Operation in a COVID-19 Context – Part II

Eddian Méndez

ICAO NACC Regional Officer ATM/SAR

COVID-19 Webinar Series
10 July 2020





Contents

- ✈ Introduction
- ✈ Review Basic Protective Measures to be Implemented
- ✈ Lessons Learned
 - ✈ Enhanced Procedures for ANS Facilities
 - ✈ Procedures to address compromised facilities
- ✈ Supervision and ATC Personnel Competencies
- ✈ Personnel Wellbeing
- ✈ Questions & Answers



Objectives

This webinar aims to:

- ✈ Expand on the information previously provided
- ✈ Provide more detailed information on points considered key
- ✈ Share lessons learned

Reinforce, compare and show alternative points of view for the plans already implemented



NAM/CAR COVID-19



COVID-19 RESTART AND RECOVERY OF AVIATION IN THE NAM/CAR REGIONS

The success of aviation's recovery today and future resilience is best achieved with collective efforts among stakeholders across regions and sectors. ICAO had developed recommendations and measures that will be required at all levels, local, national and international. The measures will also need to be adjusted to respond to the evolving situation. For that purpose, ICAO, in cooperation with all civil aviation stakeholders, should continue to monitor and assess the situation by seizing the opportunity to reinforce the aviation ecosystem.

The NACC Regional Office in coordination with all NACC States and Territories, together with industry and all stakeholders will work together for the region to carry out a harmonized and timely implementation of these measures, to ensure States and Territories maintain an adequate level of safe, secure and efficient operations.

ICAO NACC Regional Office Quick Reference Guide COVID-19 Mitigation Measures

<https://www.icao.int/NACC/Pages/NACC-COVID19.aspx>

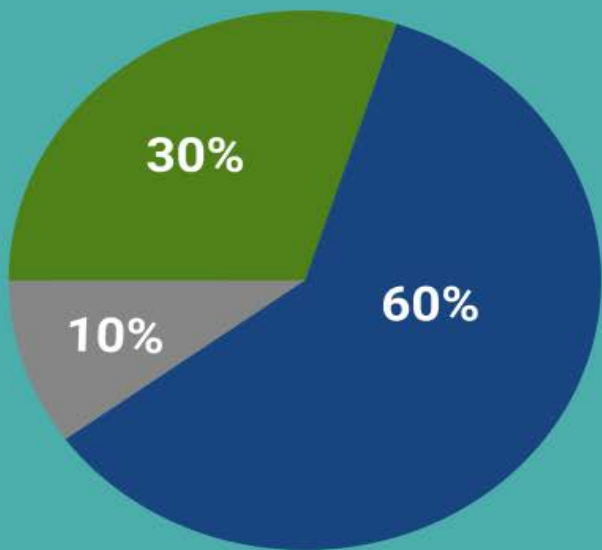


AIR TRAFFIC SERVICES GUIDANCE MATERIAL FOR OPERATION IN A COVID-19 CONTEXT

Compiled by the ICAO NACC Regional Office	
Version 1.2	1 June 2020



2020 Atlantic Hurricane Season Outlook



■ Above-normal ■ Near-normal ■ Below-normal season

Season probability

Named storms

13-19

Hurricanes

6-10

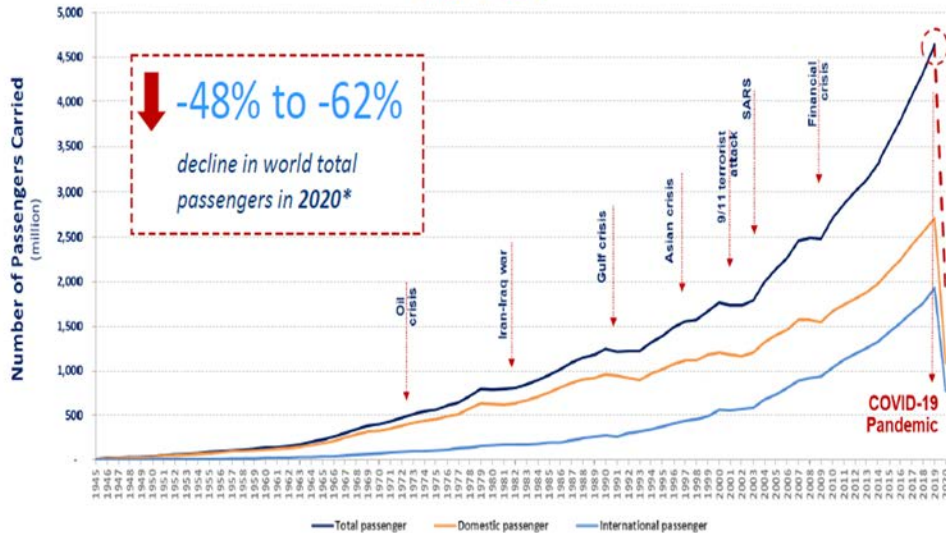
Major hurricanes

3-6



Air Traffic Current Situation

World passenger traffic evolution
1945 – 2020*



- ✈ Gradual lifting of the restrictions
- ✈ Slow recovery of operations
- ✈ Numbers still below those handled before the pandemic



ICAO

UNITING AVIATION

NO COUNTRY LEFT BEHIND



CONTINGENCY PLANNING

- ✈ ICAO SARPs provide the framework for an harmonized sustainability of safety and efficiency
- ✈ Planning, periodic review and testing of Contingency Plans should be a priority in this situation and always
- ✈ Internal Contingency Plans strengthening and interstate coordination are key in this process



CAR REGION AIR TRAFFIC MANAGEMENT
CONTINGENCY PLAN

Draft Version 1.2 May 2020

This Plan was developed by the Regional Contingency and Emergency
Planning and Response Ad hoc Group

Approved by:
NAM/CAR Air Navigation Implementation Working Group

Published by:
ICAO North American, Central American and Caribbean Office (NACC) Office



ICAO

UNITING AVIATION

NO COUNTRY LEFT BEHIND



PROTECTIVE MEASURES

Getting your workplace ready
for #COVID19

Promote regular and thorough hand washing. Put sanitizing hand rub dispensers in prominent places around the workplace and provide access to places where staff, contractors, and customers can wash their hands with soap & water.



PAHO

#Coronavirus

- ✈ **Follow the guidelines from local authorities, WHO or other entities**
- ✈ **Ensure your procedures are harmonized with the opening phases proposed by the government**
- ✈ **Consider the return of administrative staff**



Enhanced procedures for ANS facilities – Lessons Learned

- ✈ Bring people on board
- ✈ Basic personal hygiene procedures
- ✈ Tailored procedures for each ATS Unit
- ✈ Access control measures
- ✈ Prevention procedures
- ✈ Flexible rosters scheduling





ICAO

UNITING AVIATION

NO COUNTRY LEFT BEHIND



BRING PEOPLE ON BOARD



- ✈ Promote dialogue between the parties
- ✈ Raise awareness of shared responsibilities
- ✈ Establish or make better use of information dissemination mechanisms



BASIC PERSONAL HYGIENE PROCEDURES

Wash your hands

WITH SOAP AND WATER

6 Duration of the entire procedure: 40-60 seconds

- Wet hands with water.
- Apply enough soap to cover all hand surfaces.
- Rub hands palm to palm.
- Rub palm over the other dorsum with interlocked fingers and vice versa.
- Heel to palm with fingers interlocked.
- Heads of fingers to opposing palms with fingers interlocked.
- Rotational rubbing of left thumb clasped in right palm and vice versa.
- Rotational rubbing, backwards and forwards with clasped fingers of right hand in left palm and vice versa.
- Wipe hands with water.
- Use towel to turn off faucet.
- Your hands are now safe.

Having clean hands reduces the spread of diseases like COVID-19

PAHO Pan American Health Organization World Health Organization
 BE AWARE. PREPARE. ACT. www.paho.org/coronavirus

COVID-19

Coronavirus Disease 2019

PREPARE.

Cover your mouth with the inside of your elbow when you cough or sneeze or use a tissue and dispose of used tissue immediately and wash your hands.

PAHO Pan American Health Organization World Health Organization
 BE AWARE. PREPARE. ACT. www.paho.org/coronavirus

HOW TO WEAR A MEDICAL MASK SAFELY

who.int/eipi-win

Do's →

- Wash your hands before touching the mask.
- Inspect the mask for tears or holes.
- Find the top side, where the metal piece or stiff edge is.
- Ensure the colored side faces outwards.
- Place the metal piece or stiff edge over your nose.
- Cover your mouth, nose, and chin.
- Adjust the mask to your face without leaving gaps on the sides.
- Avoid touching the mask.
- Remove the mask from behind the ears or head.
- Keep the mask away from yourself and from surfaces while removing it.
- Discard the mask immediately after use, preferably into a closed bin.
- Wash your hands after discarding the mask.

Don'ts →

- Do not use a dipped or damp mask.
- Do not wear the mask only over mouth or nose.
- Do not wear a loose mask.
- Do not touch the front of the mask.
- Do not remove the mask to talk to someone or do other things that would require touching the mask.
- Do not leave your used mask within the reach of others.
- Do not reuse the mask.

Remember that masks alone cannot protect you from COVID-19. Stay at least 1 meter away from others and wash your hands frequently and thoroughly, even while wearing a mask.

EPI-WIN **PAHO**



DESIGN AND IMPLEMENT TAILORED PROCEDURES FOR EACH ATS UNIT

- ✈ Establish a set of basic criteria
- ✈ Allow each station or ATS unit to develop/adjust and implement specific procedures
- ✈ Procedures periodic review. Plan-do-check-act (PDCA)
- ✈ Actions to address any deviation in the expected results





Implement Access Control Measures

STOP



**Due to COVID-19
NO VISITORS ALLOWED
With limited exceptions**

- ✈ Limit the access to critical areas for service provision
- ✈ Traceability of staff/visitors
 - ✈ In which areas did he/she moved?
 - ✈ Who did he/she work with? or
 - ✈ With whom did he/she have contact?
- ✈ Exceptions



ICAO

UNITING AVIATION

NO COUNTRY LEFT BEHIND



PREVENTIVE PROCEDURES

- ✈ Cleaning/disinfection
- ✈ Isolation of positions
- ✈ Basic disinfection procedures for working positions





Cleaning/disinfection

- ✈ Establish and implement improved cleaning and disinfection procedures for all ANS facilities
- ✈ Disinfection procedures vary according to the degree of depth and the chemical composition used
- ✈ The return time to operations takes between 2 to 4 hours



10:33





Disinfection of Working Positions



- ✈ Working positions must be disinfected after each shift change
 - ✈ Establish and implement improved cleaning and disinfection procedures for communication equipment (headsets or microphones, VCCS or handheld radios) and consoles
- ✈ The use of personal communication adapters (headphones or microphones) can significantly reduce the possibility of contagion, which must be disinfected before/after use and stored properly

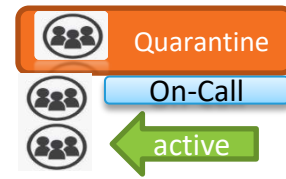
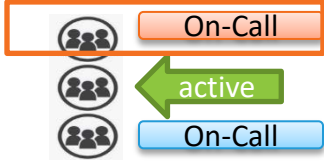


Flexible Rosters

Team A



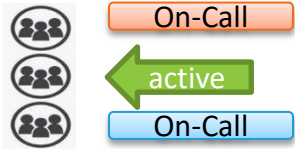
Team A +




Team B



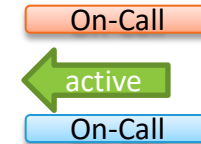
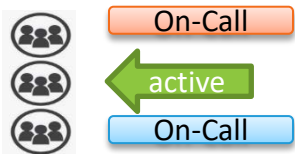
Team B +



Team C



Team C +





ENHANCEMENT OF SUPERVISION AND ATC PERSONNEL COMPETENCIES

- ✈ Importance of supervision of ATC operations and personnel
- ✈ Low traffic operations
- ✈ Demand and capacity balance
- ✈ Staff Competency Considerations





ICAO

UNITING AVIATION

NO COUNTRY LEFT BEHIND



Demand and capacity balance



- ✈ VFR operations increase
- ✈ Staff planning according to demand
 - ✈ Staff on-call
- ✈ Simplified collaborative decision-making procedure
 - ✈ <https://www.icao.int/safety/COVID-19OPS/Pages/ATM.aspx>



ICAO

UNITING AVIATION

NO COUNTRY LEFT BEHIND



ATC Personnel Competency



ICAO



Doc 9868

PROCEDURES FOR AIR NAVIGATION SERVICES

Training

Second Edition, 2016

This edition supersedes, on 10 November 2016, all previous editions of Doc 9868.

INTERNATIONAL CIVIL AVIATION ORGANIZATION



ICAO



Doc 10144

ICAO Handbook for CAAs on the Management of Aviation Safety Risks related to COVID-19


First Edition, May 2020

Approved by and published under the authority of the Secretary General



ICAO

GLOBAL AVIATION TRAINING
TRAINAIR PLUS



Training Competency Development

Virtual Classroom Instruction (VCI)



www.icao.int/training



PERSONNEL WELLBEING



- ✈ Physical
- ✈ Mental
- ✈ Attention to special needs
 - ✈ Clear process and previously shared according to national law and labor agreements
- ✈ Take into consideration cases like:
 - ✈ Pregnant employees
 - ✈ Single-parent families
 - ✈ High risk people or in charge of high risk people
- ✈ Peer support



ICAO

UNITING AVIATION

NO COUNTRY LEFT BEHIND



PROCEDURES TO ADDRESS COMPROMISED FACILITIES – LESSONS LEARNED

- ✈️ Alternate facilities for service provision
- ✈️ Decision making process to address suspicion of infection or contagion
- ✈️ Agreements to carry out disinfection
- ✈️ Reactivation of services
- ✈️ Return of staff after testing positive (suspicion)

07 07 20
13 40 14





THANK YOU!