

WE LOOK AFTER THE EARTH BEAT

Feb 7, 2018

A potential new Aeronautical Mobile Satellite Route Service system in the 5 GHz band for the RPAS C2 link

ICAO WRC19 Workshop, Mexico City, Mexico

OPEN

ThalesAlenia
A Thales / Finmeccanica Company
Space



RPA

Command and Control (C2) link

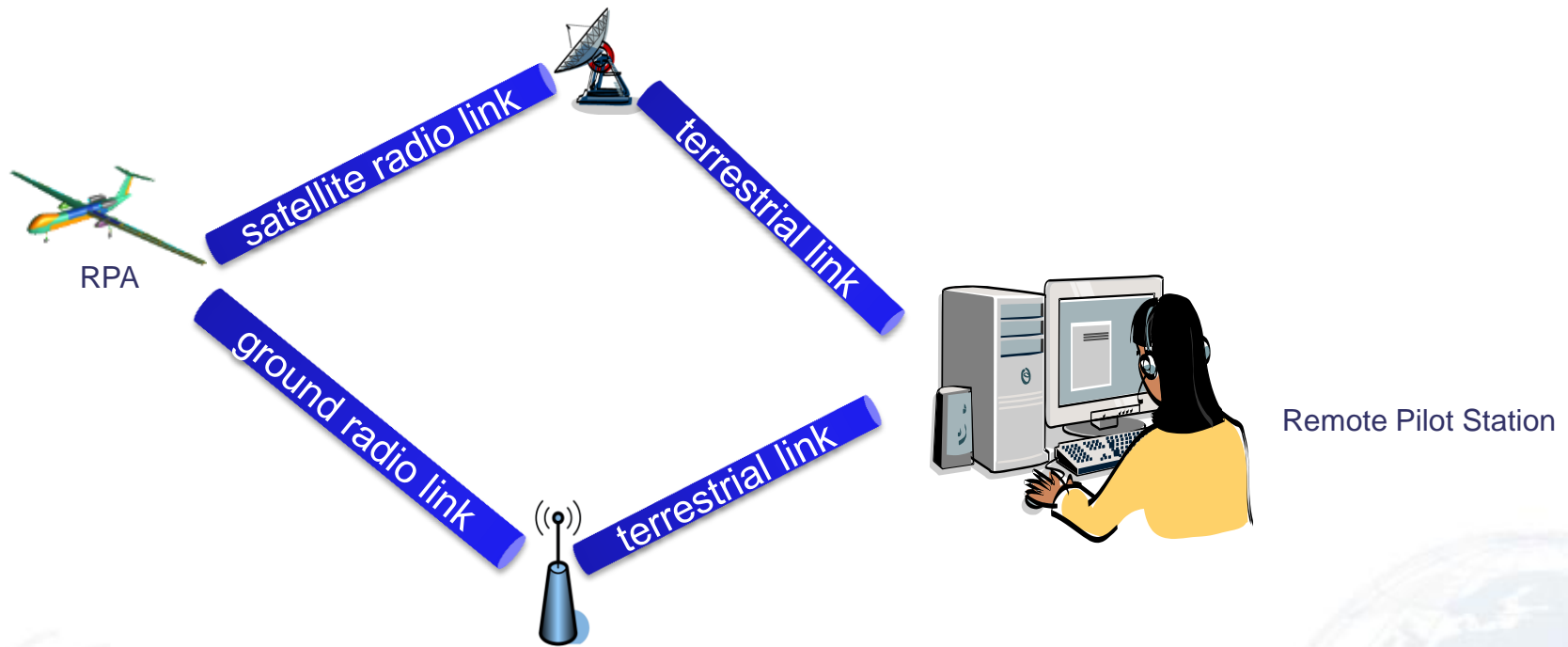
- Telecontrol & Telemetry, i.e. Command & Control data
- Air Traffic Control (ATC) voice & data
- Situational awareness data, including optional Video



Remote Pilot Station

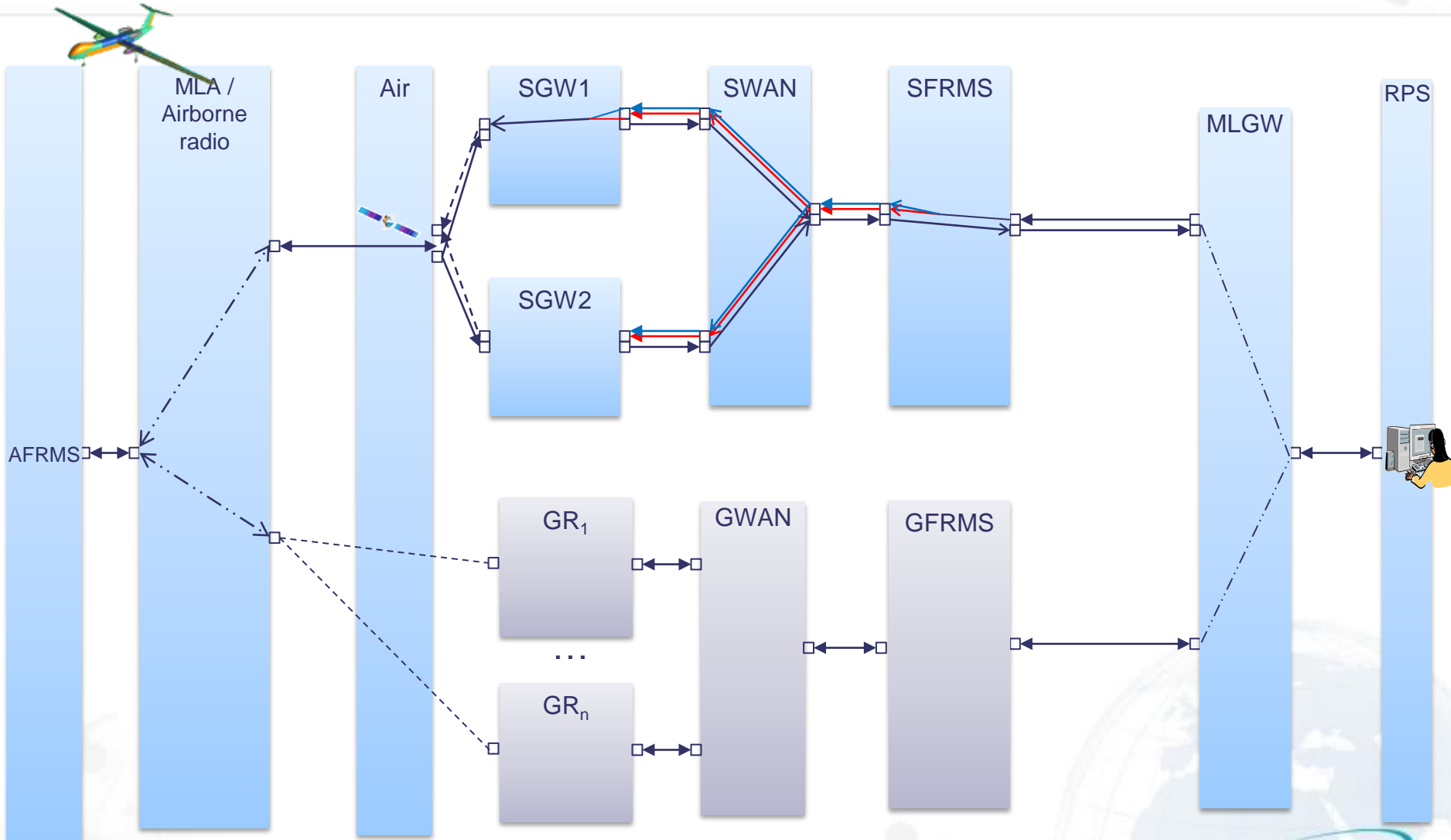
OPEN

Command and Control (C2) link – Hybrid System view



OPEN

Communication chain (user traffic)

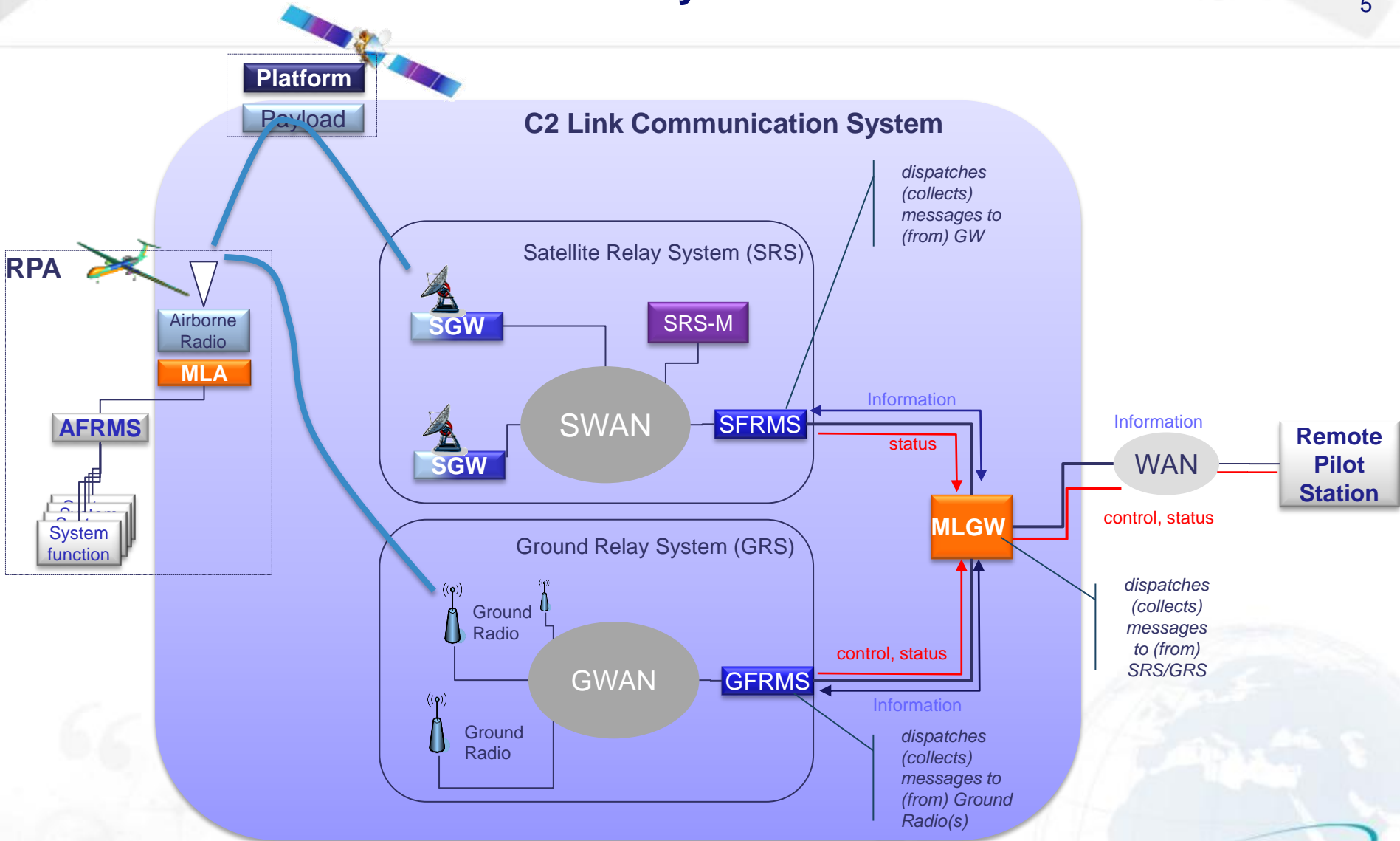


AFRMS Aircraft Flight & Radio Management system
 GFRMS Ground Flight & Radio Management system
 SFRMS Satellite Flight & Radio Management system
 MLA Multi-Link Adaptor
 SGW Satellite GateWay

OPEN

This document is not to be reproduced, modified, adapted, published, translated in any material form in whole or in part nor disclosed to any third party without the prior written permission of Thales Alenia Space - © 2015, Thales Alenia Space

The 5GHz Solution – Detailed System View



AFRMS Aircraft Flight & Radio Management system
 GFRMS Ground Flight & Radio Management system
 SFRMS Satellite Flight & Radio Management system
 MLA Multi-Link Adaptor
 SGW Satellite GateWay

OPEN

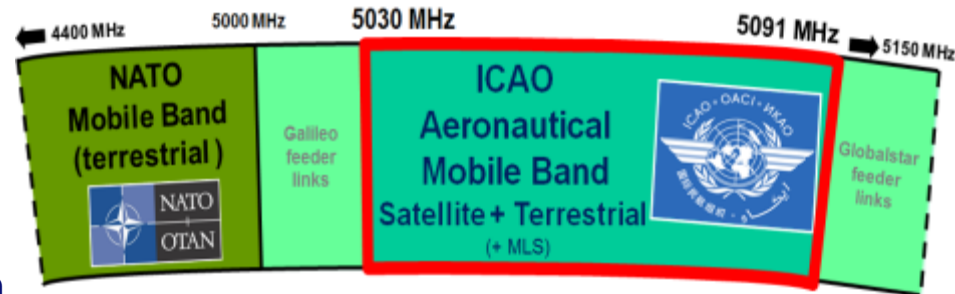
This document is not to be reproduced, modified, adapted, published, translated in any material form in whole or in part nor disclosed to any third party without the prior written permission of Thales Alenia Space - © 2015, Thales Alenia Space

The 5GHz Solution – Spectrum: 5030-5091 MHz

➤ **61 MHz exclusively allocated worldwide to civil aviation services**

➤ **Terrestrial & Satellite Communication**

➤ Compatibility with existing system is ensured (see FSMP WG/3 WP10)



➤ Low rain attenuation → all-weather operation with low cost and low SWaP (Size Weight and Power) airborne terminal

➤ **Terrestrial C2 link systems are likely to use this allocation** (where the 960-1164 MHz spectrum is already congested, e.g. in Europe) – MOPS exists (DO-362)

➤ **C-Band SATCOM MOPS** being prepared at EUROCAE WG-105

A global and unified C2 link capability offering through a single equipment an universal access to all civil airspace classes worldwide

OPEN

See FSMP-WG03-WP10

“Spectrum Sharing in C band for terrestrial and satcom C2 link for RPAS”

CONCLUSION

Sharing of the band can be achieved with limited operational impact

See FSMP-WG04-WP09

“Considerations for establishment of channel plans for the AMS(R)S and AM(R)S allocations in the 5030-5091 MHz frequency band for use by satellite and terrestrial systems supporting UAS C2 Links”

CONCLUSION

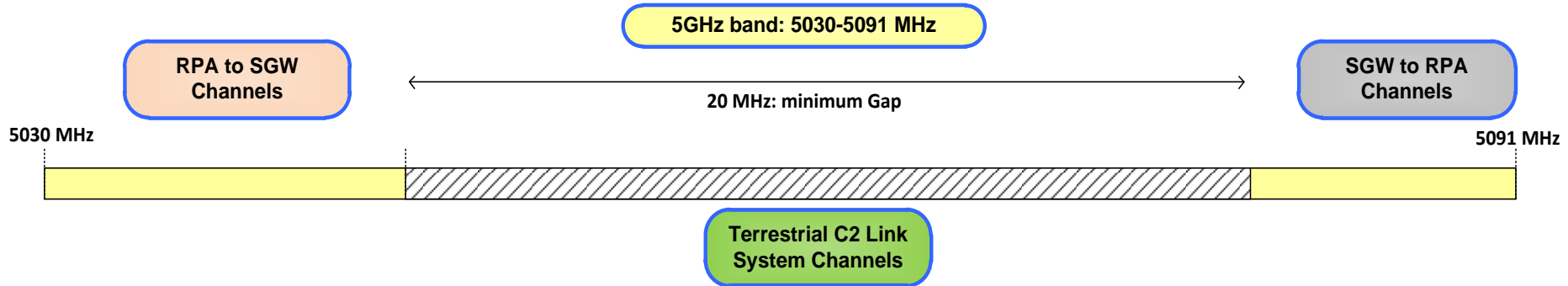
It is possible to define a carrier assignment strategy in the band that will limit coordination requirements to a minimum

→ **EUROCAE ER-016: RPAS 5030-5091 MHz Control and Non-Payload Communications (CNPC) LOS and BLOS Compatibility Study**

OPEN

Satellite System Channels

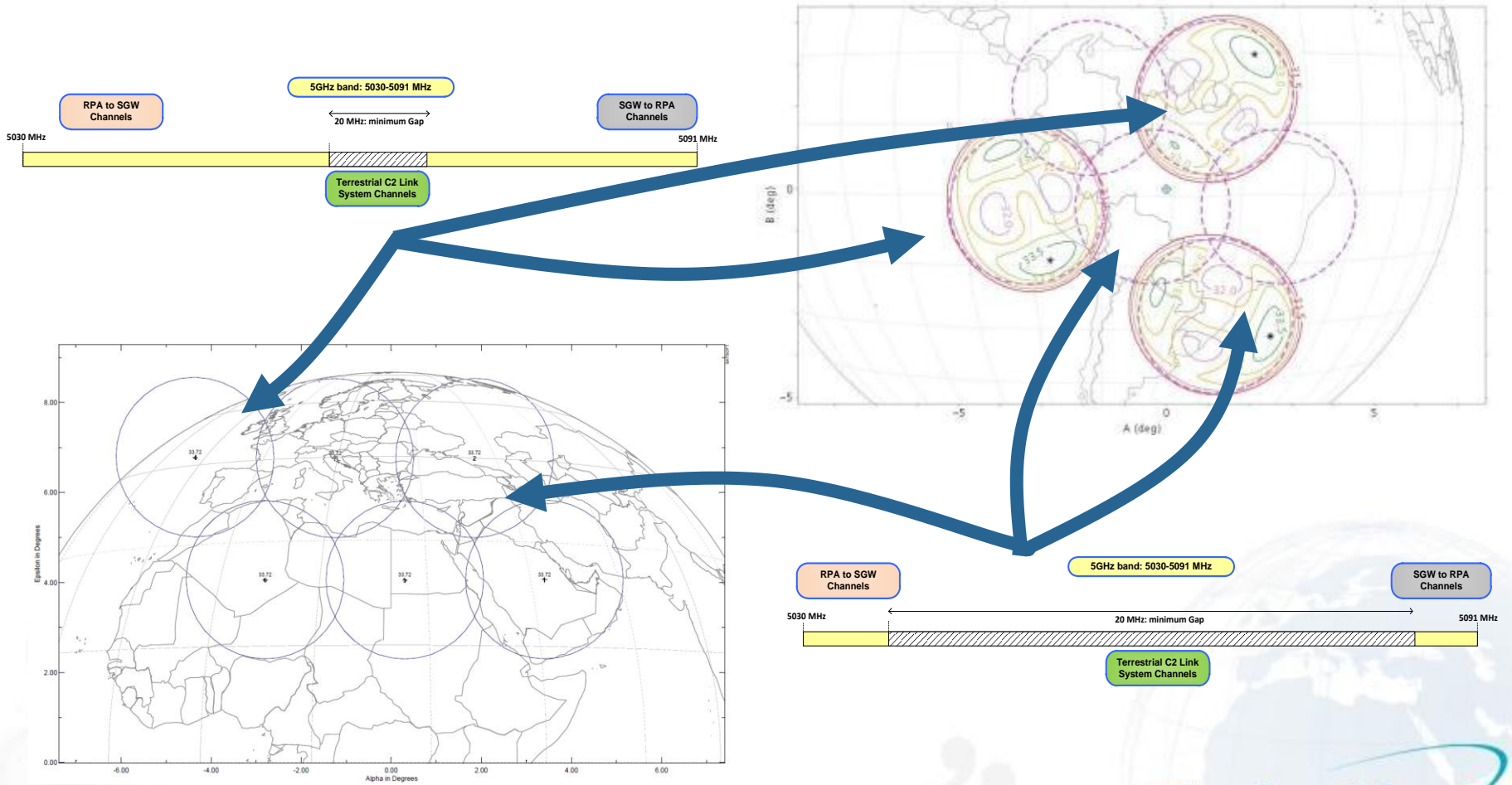
- 300 kHz to 1 MHz channels with flexibility between SGW and RPA
- 40 kHz to 100 kHz channels with flexibility between RPA and SGW



- A sharing that **can be flexible** depending on the geographical region

The 5GHz Solution – 5030-5091 MHz frequency band sharing

✈️ A sharing that can be flexible depending on the geographical region



OPEN

- ✈ **EUROCAE WG-105 (ex WG-73) will continue work on C2 in Control Command, Communications & Security (C3S) Focus Team**

- ✈ **Spectrum management**
 - MASPS on spectrum management under elaboration

- ✈ **SATCOM data-link**
 - MOPS expected later this year

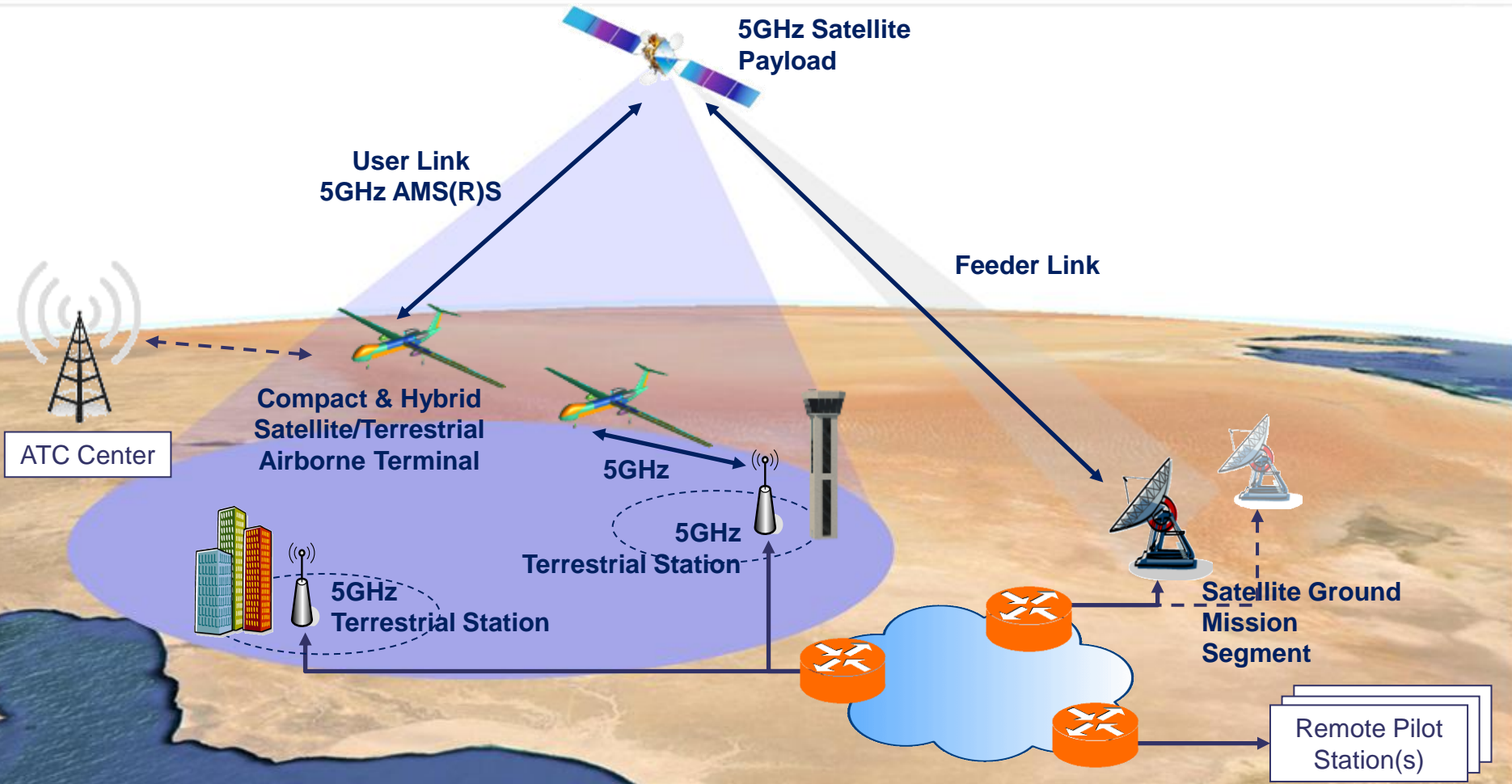
- ✈ 5GHz Band is also considered by **RTCA SC-228** but focusing mainly on terrestrial activities (DO-362 update)

MASPS: Minimal Aeroautical Service Performance Specifications

MOPS: Minimal Operational Service Performance Specifications

OPEN

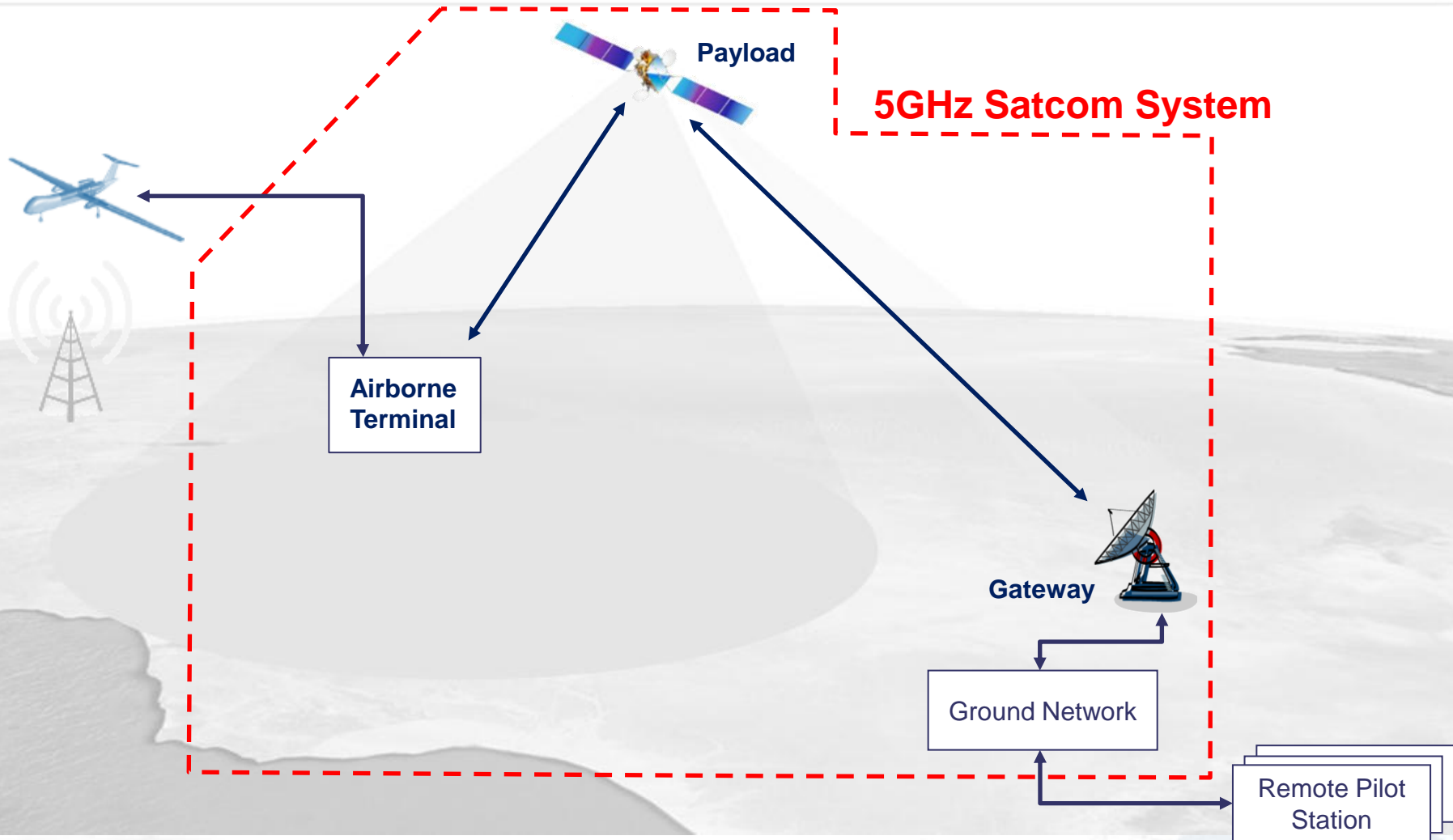
The 5GHz Solution – Overall Architecture



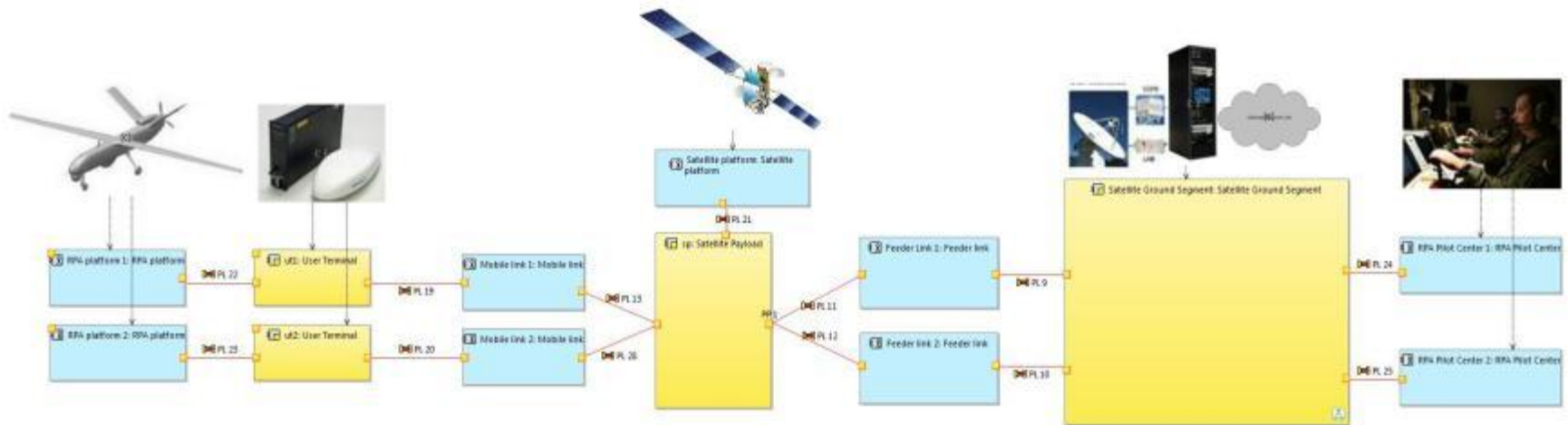
Hybrid satellite/terrestrial system
Large coverage area ensuring very high safety performance where needed

OPEN

The 5GHz Solution – Perimeter



OPEN



C2 Link Ground Segment:

- provides connectivity to the RPA (Remote Piloted Aircraft) pilot centers

C2 Link Satellite Payload:

- hosted payload onboard a satellite platform

C2 Link User Terminal:

- onboard the RPA, provides C2 link Connectivity to the RPA Platform

OPEN

Communication protocol tailored to the need

Forward Link – from SGW to RPA:

- TDMA, i.e. several RPA are multiplexed over a single carrier
- Continuous Transmissions using CPM Modulation
- High efficiency waveform delivering 10^{-3} PER

Return Link – from RPA to SGW:

- FDMA, i.e. each RPA uses its own carrier
- Burst Transmissions using CPM Modulation
- High efficiency waveform delivering 10^{-3} PER

Redundancy mechanisms between multiple sites – Availability > 99.99%



A simple and robust ground segment

OPEN

- **Simple:** no diplexer, no antenna pointing mechanism
- **Low Size, Weight and Power** compatible with light drones
- **Small antenna footprint,** limited accommodation constraint
- **Hybrid Satellite/Terrestrial terminal**
- **Dual use :** Civil (5030-5091MHz) & Military (4.4-4.9GHz)



Example of existing aero C-band antenna (ANTCOM)
5cm (W) x 13cm (L) x 8cm (H)
150g

Hybrid terrestrial/satellite airborne terminal + dual use opportunity
➔ **Satellite connectivity without any additional hardware**

OPEN

Category	Specifications
Interfaces	IP with Remote Pilot Centers IP with Communication Management Unit onboard RPA
Functional	Transmit IP datagrams Indicate the quality of the link Support Remote Pilot Center handovers Implement QoS differentiation
Security	Strong Authentication during logon phase Source Authentication & Non-Repudiation of control plane exchanges
Performances	Coverage: regional, extensible to global coverage Capacity: from ~ 100 RPAs simultaneously, to up to 10 000 Latency (99.9% over 1 month): C2: 0.5s, ATC voice: 0.4s, ATC data: 3s, SA: 0.7s Availability: >99.99%

OPEN

The 5GHz Solution – System Specifications – Overview (2/2)

Parameter	FWD	RTN
Duplexing	Frequency Division Duplex	
Physical Layer		
Channel Bandwidth	300kHz to 1MHz	40kHz to 100 kHz
Modulation	Continuous Phase Modulation (CPM)	Continuous Phase Modulation (CPM)
Offered bitrate	From 150 to 500 Kbps	Up to 35 Kbps
Link Layer		
Access Mechanism	TDMA–terminal listens to 1 shared carrier (Dynamic Timeslot Allocation)	FDMA–1 dedicated RTN carrier per user
Network Layer		
Protocol	IP	IP
Control plane		
Authentication	Strong Authentication during logon phase Source Authentication & Non-Repudiation of control plane exchanges	
Handover	Carrier & Beam handover	

OPEN



Prior Knowledge:

- Security Credentials
- Initial RX frequency



Roles for logon:

- Broadcasts SysInfo
- Assigns channels to RPA
- Authenticates Users

RPAS logs on to the system (establishes communication)

- ✈ Listens to SGW transmissions on initial frequency
- ✈ Discovers the “logon” transmit frequency to use
- ✈ Initiates the logon process on this frequency (random access is used here)
- ✈ Receives a dedicated carrier frequency allocation for TX, optionally, is also given a different frequency for RX

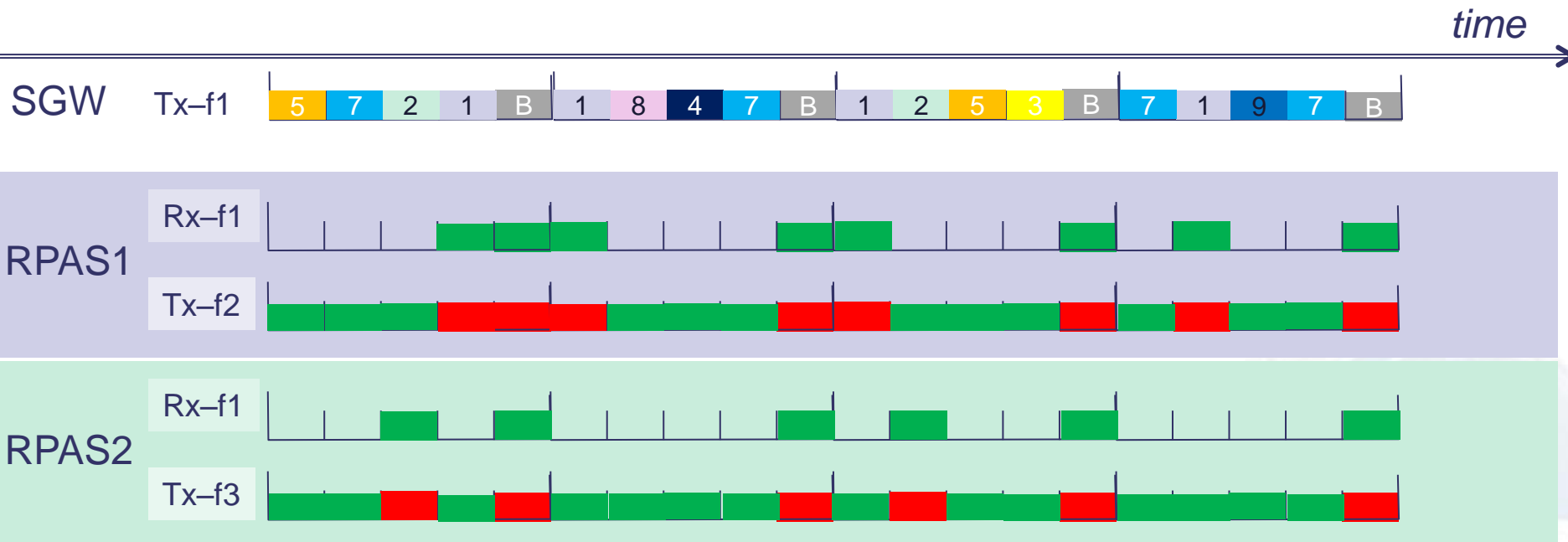
Security Considerations

- ✈ UT authenticates the SGW as legit (strong auth)
- ✈ SGW authenticates the UT as legit (strong auth)
- ✈ All subsequent exchanges are signed:
 - Ensuring source authentication
 - Allowing for non-repudiation

OPEN

Multiplexing & Access Scheme

- Airborne Terminal:** half duplex mode (no diplexer), i.e. sequential Tx/Rx, with a RF filter over the complete band
- Satellite payload:** full duplex mode
- Satellite Gateway:** full duplex



OPEN

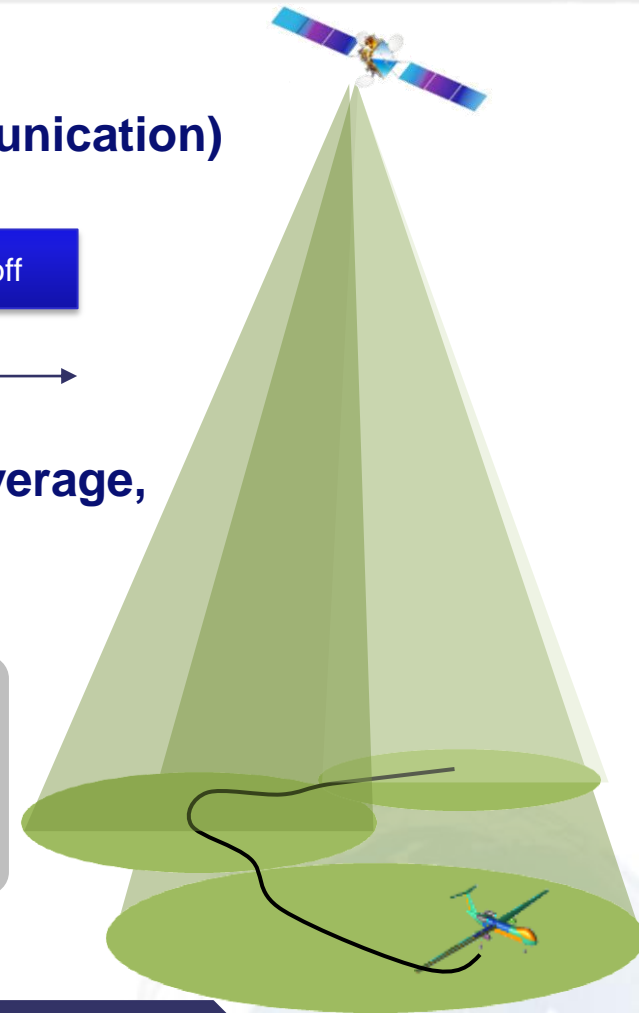
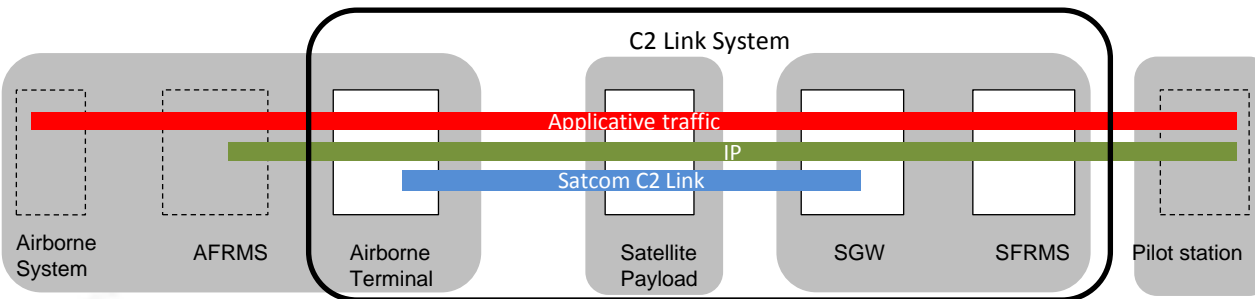
The 5GHz Solution – Typical Session

➤ **RPAS logs on to the system (establishes communication)**



← Example RPAS session →

➤ **Seamlessly, as the RPAS progresses on the coverage, handover(s) take place to ensure continuity**

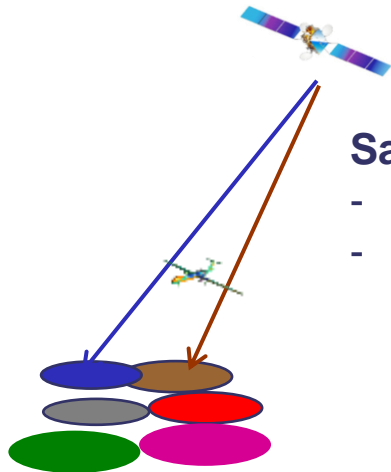


Always available end-to-end connection between RPA and RPS

OPEN

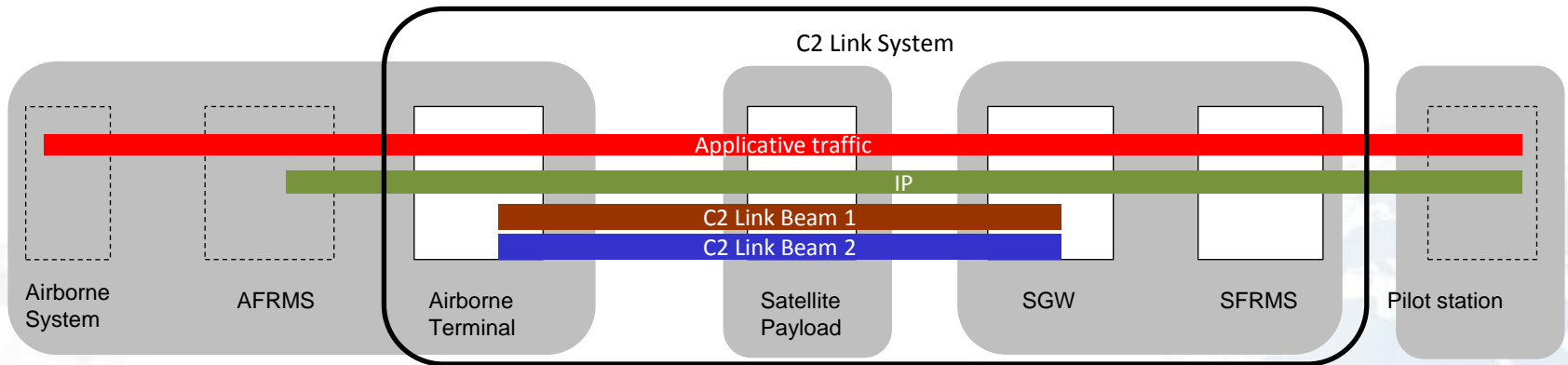
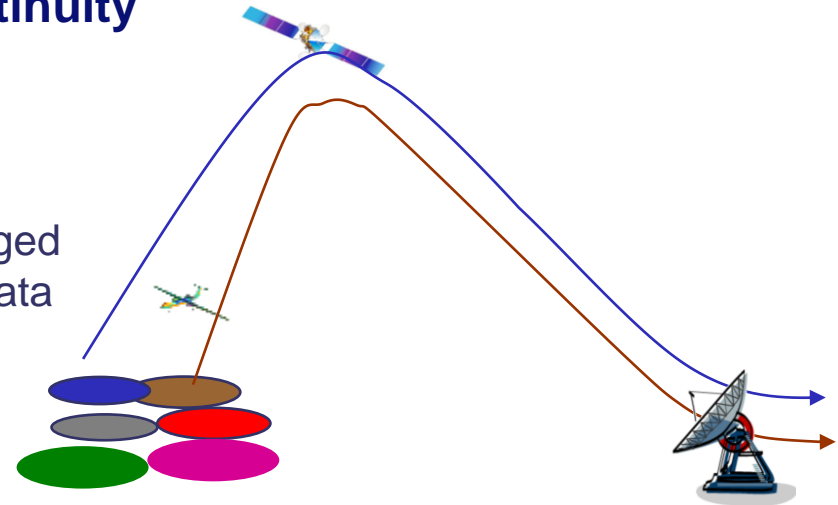
The 5GHz Solution – Typical Session

- Seamlessly, as the RPAS progresses on the coverage, handover(s) takes place to ensure continuity



Satellite Beam Handover

- RX and TX carriers are changed
- Transparent for end-to-end data

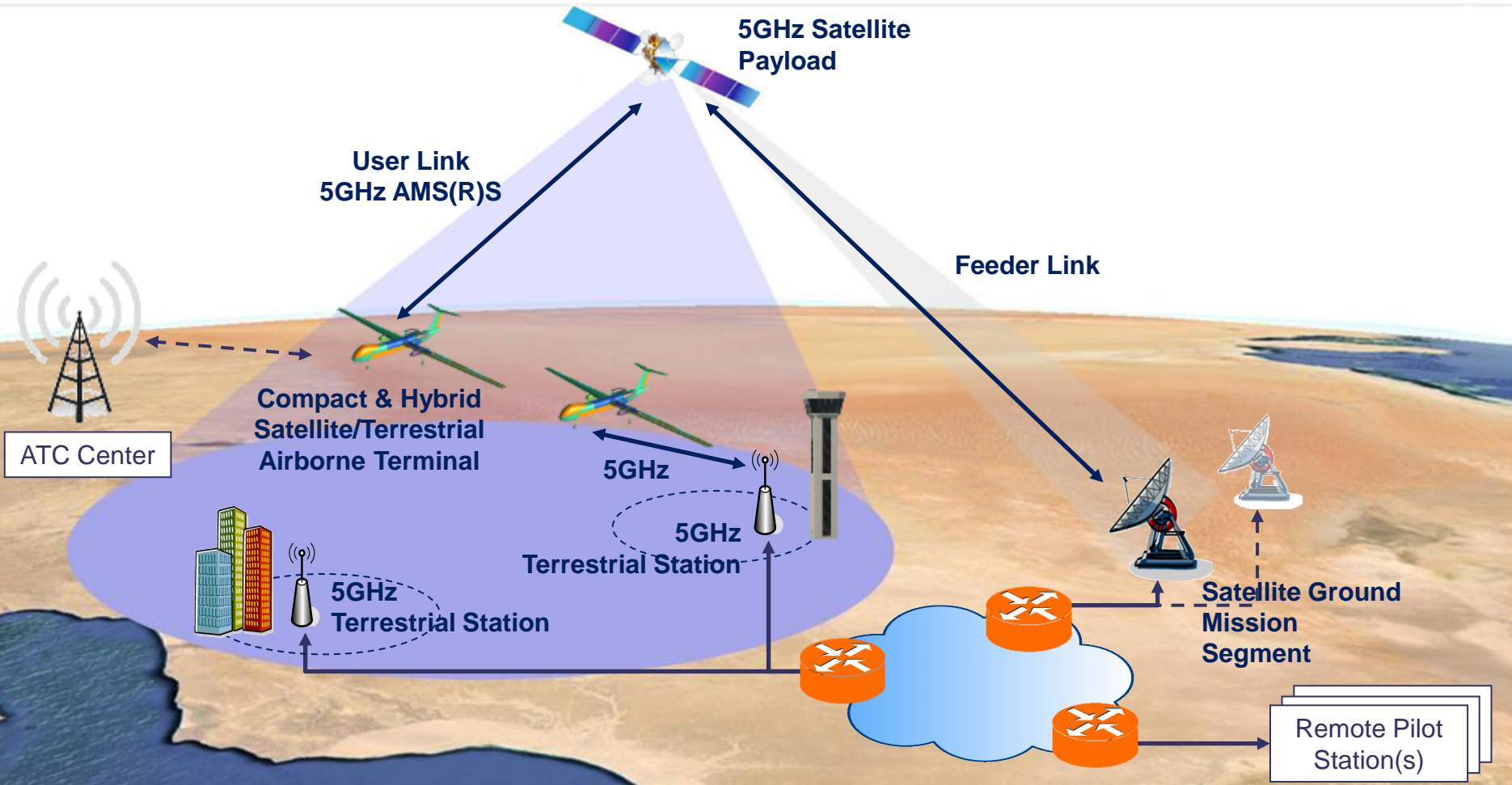


OPEN

- **Exclusive and global allocation to civil aviation services: AMS(R)S**
- **Unique standards (MOPS) applicable worldwide**
 - ➔ RTCA DO-362 (and upcoming update) for the Terrestrial Component
 - ➔ EUROCAE upcoming ED-XX for Satellite Component
- **System capacity compatible with mid/long term needs**
- **Hybrid terrestrial/satellite airborne terminal**
 - ➔ Satellite connectivity without any additional hardware
 - ➔ 5GHz is currently in some places the only option for the terrestrial link (e.g. in Europe)
 - ➔ Possible integration in a **dual use terminal** (Civil 5GHz + NATO 4.4-4.9 GHz)
 - ➔ single equipment for military and civil airspace
- **Small antenna footprint and no accommodation constraint**
 - ➔ compatibility with light drones (<150 kg)
- **Simple system delivering high level safety performances**

OPEN

The 5GHz Solution – Overall Architecture



Hybrid satellite/terrestrial system
Large coverage area ensuring very high safety performance where needed

OPEN



Backup

OPEN

This document is not to be reproduced, modified, adapted, published, translated in any material form in whole or in part nor disclosed to any third party without the prior written permission of Thales Alenia Space - © 2015, Thales Alenia Space



WRC-15 / FSS & 5GHz

OPEN

This document is not to be reproduced, modified, adapted, published, translated in any material form in whole or in part nor disclosed to any third party without the prior written permission of Thales Alenia Space - © 2015, Thales Alenia Space

Spectrum available for C2 links development today

26

Two potential solutions for satellite C2

- *Ku/Ka-band* solution (mainly military concept) – FSS allocation
- *C-band* solution in the (5030-5091MHz) with AMS(R)S allocation



Our understanding of the current status is the following

- ***C-band has been allocated for UAS C2 link (satcom & terrestrial)***
 - Footnote 5.367 of the ITU Radio Regulations since at least the early 90s (satcom)
 - MOPS for its terrestrial use is ready: DO-362
 - SATCOM was moved to table in the framework of WRC-12 Agenda Item 1.3
 - MOPS for its satcom use is being prepared by EUROCAE
- ***WRC-15 opened the door to Ku/Ka band FSS – work still needed both at ICAO and ITU to determine usability***



OPEN

A market likely to be segmented

Ku/Ka-bands require heavy and complex airborne equipment

- a large antenna (40-120 cm) to achieve required operation gain
 - an agile antenna to manage the satcom beam pointing (mechanically or electronically) esp. during maneuvers
 - a strong power source to mitigate rain attenuation on the satcom-UAS link
- ⇒ derived from proven military technology on heavy UAVs
- ⇒ but *costly and not fit for small, low-altitude flight*
- (25 - 500 kg, < 10 000 ft)



C-band could enable simple and small size terminals

- smaller sized antenna (~ 10 cm)
 - lower rain margin requirement, better link budget at all altitudes
 - enables the use of a single equipment for terrestrial and satcom link
- ⇒ *compatible with 25-500kg UAS*



The market will be segmented between those UAS which large size is compatible with Ku/Ka terminals and the smaller ones that will rely on simpler, lighter C-band terminals.



- **There are two solutions for the UAS C2 satcom link :**
 - C-band
 - FSS in Ku/Ka-band
- **These two solutions are *not in competition* as they will most likely address different classes of airspace users.**
- **C-band will be hardly avoidable for smaller UAS and at low altitudes**
- **Significant level of European public investment in this domain**
- **Industrials such as TAS, and satellite operators expressed interest in a 5GHz SatCom solution for C2**

OPEN