

DATA LINK OPERATIONS

Piarco FIR

TRINIDAD AND TOBAGO
CURRENT POSITION



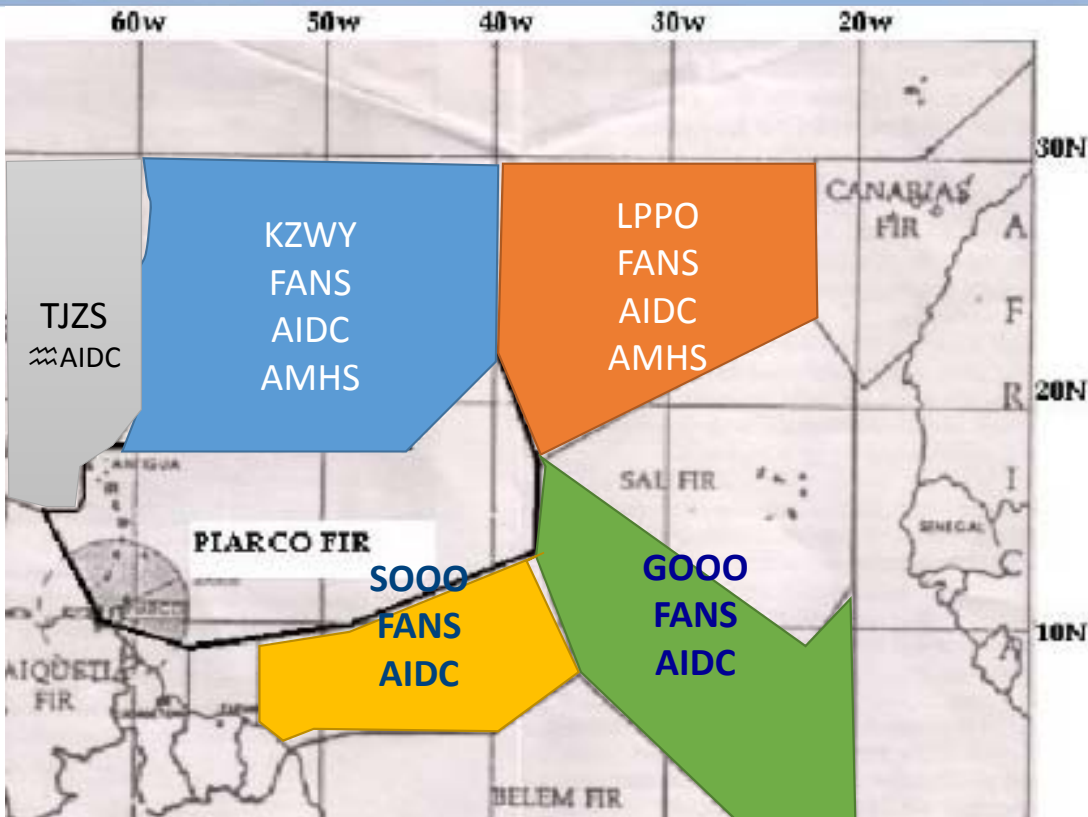
ANSP
Air Navigation
Service Provider

SINT MAARTEN, 18 - 21 April 2016

DATA LINK SERVICES PIARCO

- **CPDLC/ADS-C – being operationalized**
- **AIDC – off line testing in progress**
- **AMHS – testing towards operationalization**

PIARCO FIR

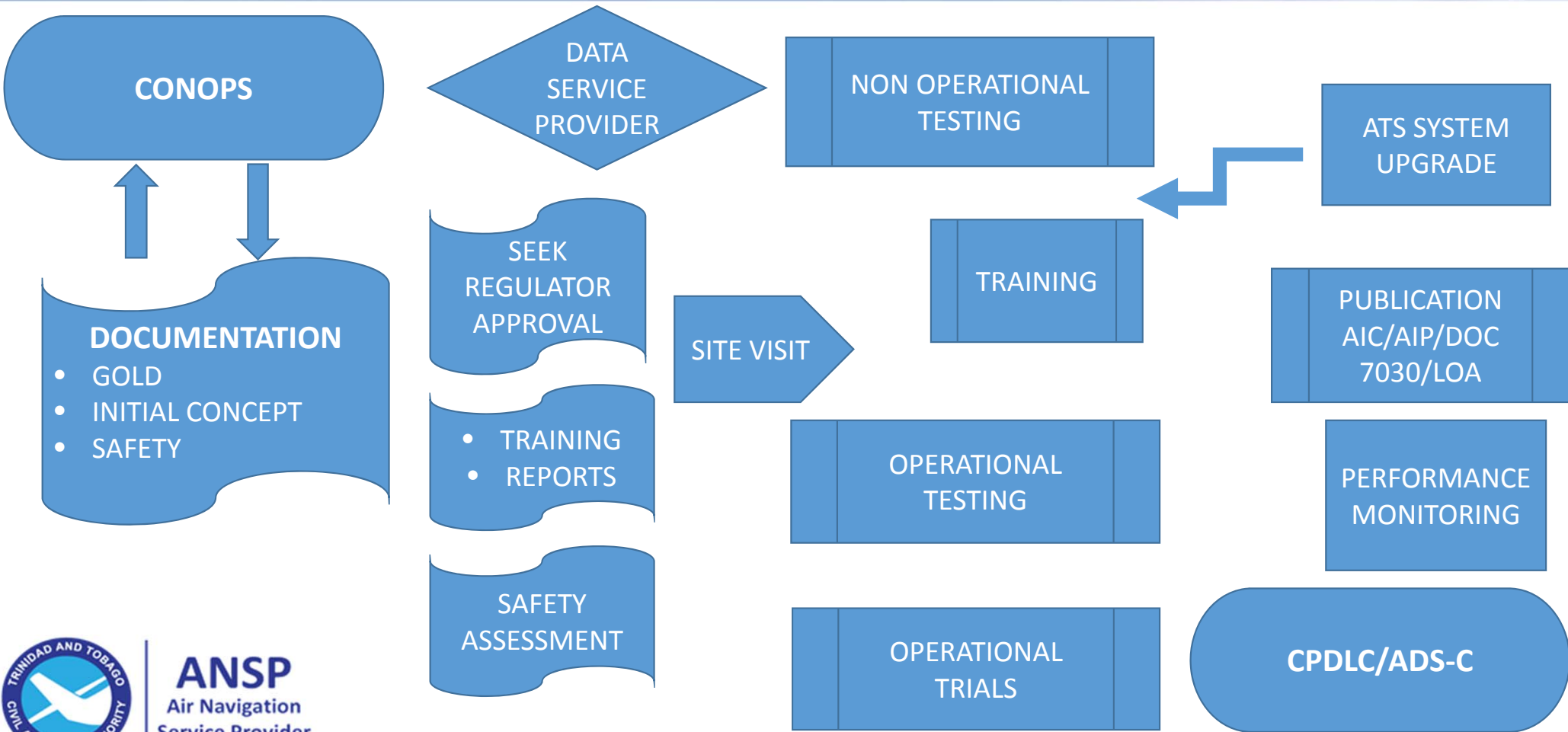


- KZWY**
 - ✓ CPDLC/ADS-C
 - ✓ AIDC
 - ✓ AMHS
- LPPO**
 - ✓ CPDLC/ADS-C
 - ✓ AIDC
 - ✓ AMHS
- G000**
 - ✓ FANS
 - ✓ AIDC
- S000**
 - ✓ FANS
 - ✓ AIDC





ANSP
Air Navigation
Service Provider

FANS PROCESS MAP



ANSP
Air Navigation
Service Provider

ESSENTIAL GUIDANCE



ANSP
Air Navigation
Service Provider

FANS PROCESS MAP

- Assemble a multi-sectorial task force
- Formulate an initial Concept of Operations (CONOPS)
- Adopt GOLD as the guidance
- Perform a preliminary Safety Assessment
- Training Plans and data collection
- Testing plans and documentation
- Collation of Test results → collaboration with ATM supplier for improvements
- Determine the UL/DL message that can be supported
- Letters of Agreement
- Testing/Trials/Training
- Implementation
- On-going Performance monitoring



ANSP
Air Navigation
Service Provider

CPDLC Challenges Encountered

- Automatic CPDLC disconnect after first successful DL message
- Route field in pre-set message inadequate
- Aircraft connecting for ADS-C but not CPDLC
- Repeated transmission of “On Demand” contact at short time interval
- Message that were unclear: “Logon refused due to Flight Plan Mismatch” or “Double Logon”

CPDLC / ADS-C EXPECTATION

GOAL

- Communication Method in Piarco Oceanic Sector by July 2016
- 30% Start-up Target Already Achieved
- Training for All ACC ATCOs
- CPDLC/ADS-C Part of Ab-initio ATC Training

The screenshot displays three main sections of an ATIS system interface:

- ADS FLIGHT LIST:** A table showing flight status for two aircraft.
- COM:** A log of recent communications between the ATIS and aircraft.
- STCA ALARM LIST:** A table showing traffic alerts.

CALLSIGN	ADC	ACS	CPC	CCS	CPU	CPD	AES	CAD	NDA
KLN713	Y	CONN	Y	CONNECTED			NORMAL	NOT SENT	NOT SENT
FWIS70	Y	CONN	Y	CONNECTED			NORMAL	NOT SENT	NOT SENT

CALLSIGN	TIME	L/D	MESSAGE
FWIS70	18:30:45	D	ETA 1048N AT 19H49
FWIS70	18:29:37	D	ROGER
FWIS70	18:28:50	U	REQUEST ETA 10H048N
KLN713	18:23:33	D	ROGER
KLN713	18:23:11	U	TEST
FWIS70	18:21:30	U	CONFIRM NEXT WAYPOINT ETA

NO:	TIME	TYPE	URG	CALSIGN1	CS2/AREA	PC
058	0000	STCA	ACT	A6006	A1136	PD



ANSP
Air Navigation
Service Provider

ATS Inter-facility Data Communication -AIDC

- AIDC Network Configuration for testing with the FAA
- ATM test bed configured to replicate the live system.
 - Signal Data Processor (SDP).
 - Flight Data Processor (FDP).
 - Controller Working Position (CWP).
 - Flight Data Operator Position (FDO).
- AIDC Simulator.
- AFTN/AMHS connection
- ECAR Network
- Test circuit to the FAA Technical Centre in Atlantic City.



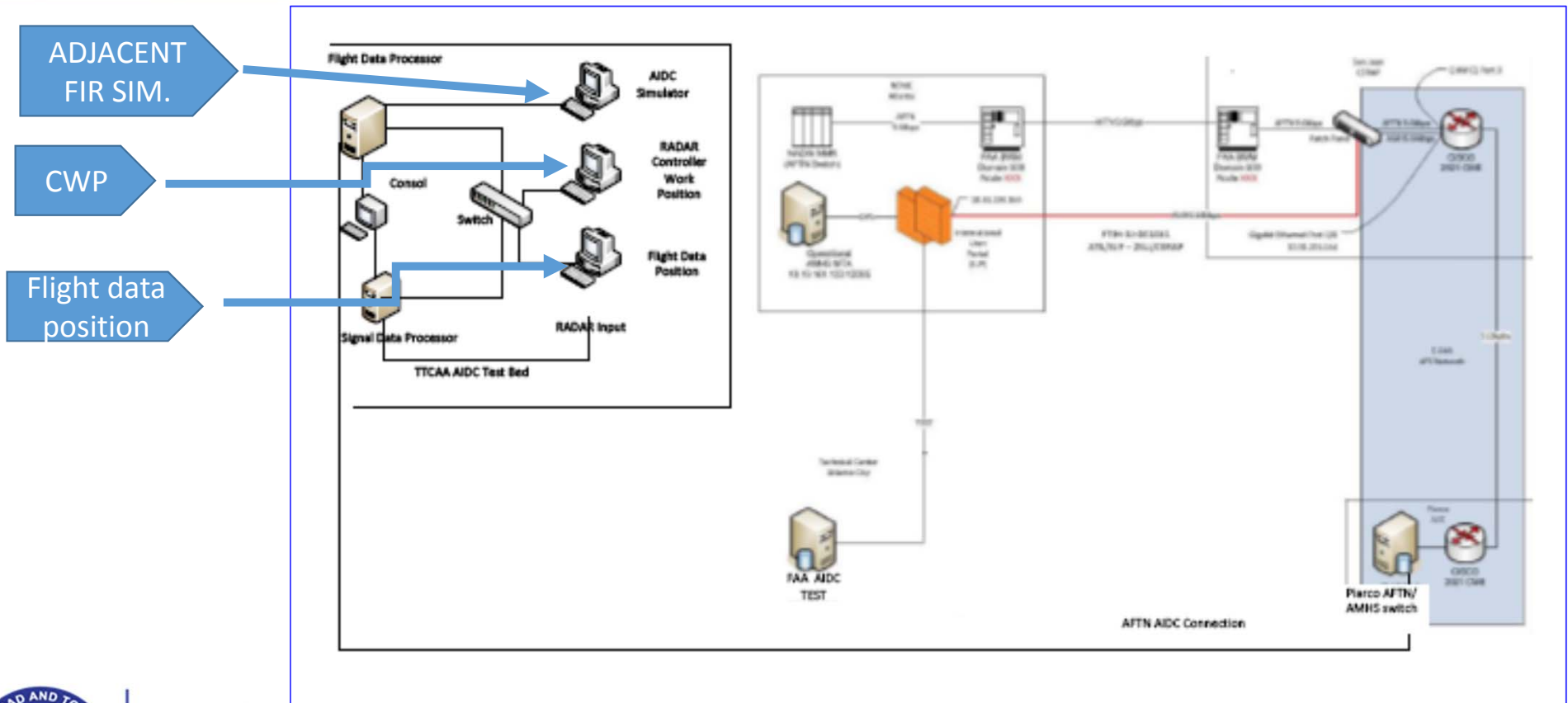
AIDC Planning

- Assemble a multi-sectorial Task force
- Decide on CONOPS
- Testing
 - Non –operational offline
 - Non-operational
 - Operational
- Safety Assessment
- Documentation- LOA; Records;
- Training




ANSP
Air Navigation
Service Provider

AIDC PLANNING



ANSP
Air Navigation
Service Provider

AIDC TEST BED



ANSP
Air Navigation
Service Provider

AIDC MESSAGES

- ABI – Advance Boundary Information
- CPL – Current Flight Plan
- ACP – Acceptance
- CDN – Coordination
- REJ – Rejection
- LAM – Logical Acknowledgement
- LRM – Logical Rejection

AIDC PLANNING

❖ OFF Line testing:

❖ Following the FAA/TTCAA Test Plan



❖ Test Message Sequence

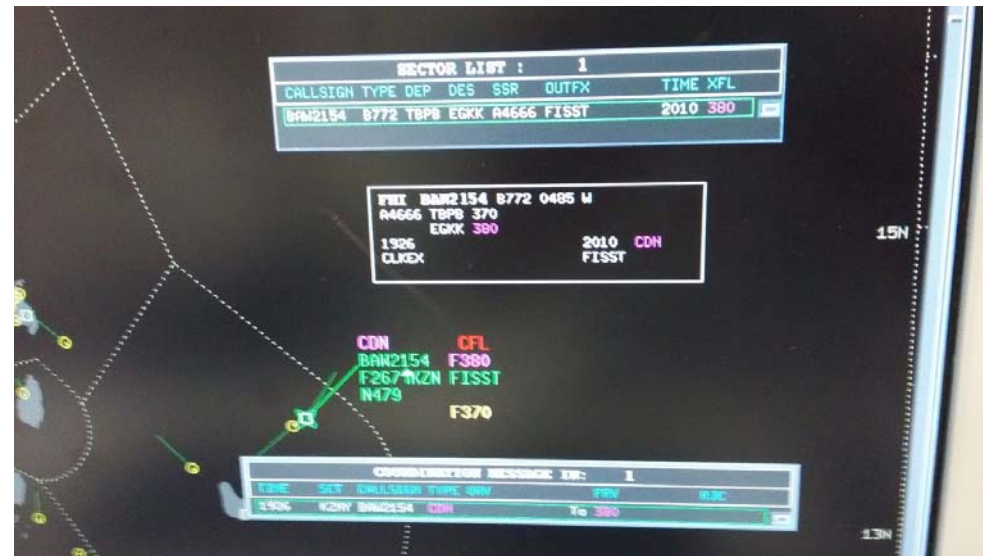
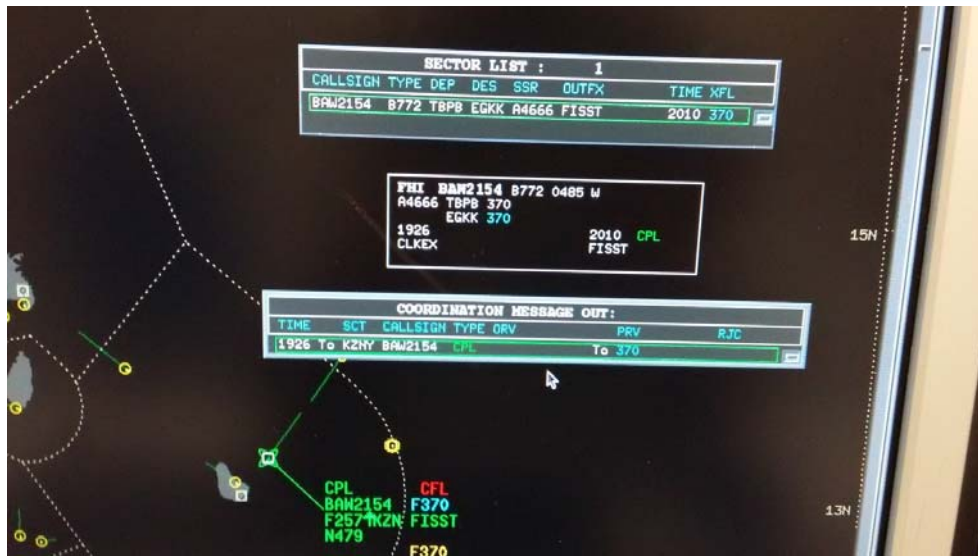
- ABI-CPL-ACP
- ABI-ABI-ABI-CPL-ACP
- ABI-CPL-CDN-ACP
- ABI-CPL-CDN-CDN-ACP
- ABI-CPL-ACP-CDN-REJ
- ABI-CPL-ACP-CDN-ACP



AIDC Challenges

- AIDC was not activated in the original ATM build
- Only off-line testing possible thus far, configuration required
- There is no “GOLD” document for AIDC
- States are negotiating AIDC V2 we are still to get started on V1

AIDC EXPECTATION ATC



CPL

CDN



ANSP
Air Navigation
Service Provider

Aeronautical Message Handling System - AMHS

AMHS

Multi Media Based

- Images
- Video
- Text

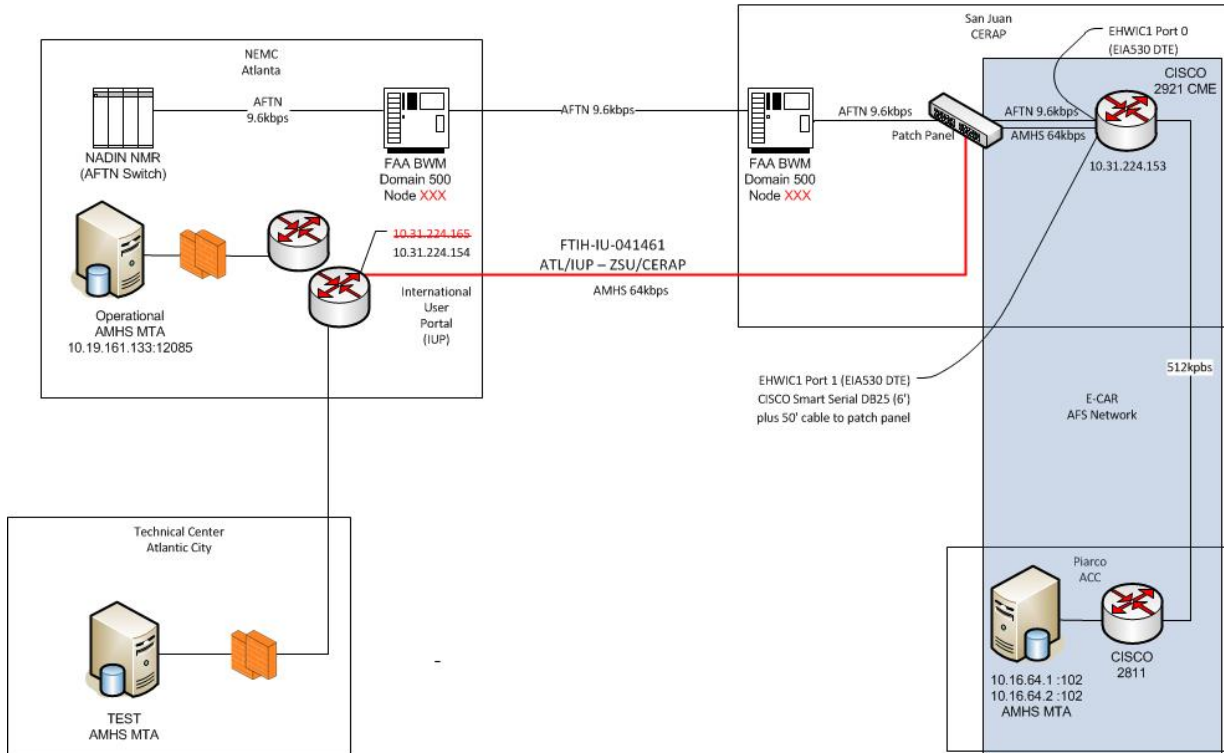
AFTN

Text Based



ANSP
Air Navigation
Service Provider

AMHS TTCAA – FAA Circuit



AMHS Testing with the FAA

- AMHS configuration of AIM switch.
- Configuring ECAR Network.
- Setting up a test circuit to FAA Technical Centre in Atlantic City.
- Agreement on a test procedure



ANSP
Air Navigation
Service Provider

AMHS EXPECTATION

- Improved robustness due to addressing capabilities → more secure network
- Ability to exchange messages with multimedia attachments → no limit on message size
- Improve data transfer speed
- Reduction in loss of DATA
- Facilitate the implementation SWIM

Thanks for your attention.



ANSP
Air Navigation
Service Provider