



ICAO

SAFETY



Regional Aviation Safety Group – Pan America (RASG-PA) Update

Meeting of North American, Central American and Caribbean

Directors General of Civil Aviation and ICAO Council (NACC DGCA-C)

Oscar Derby

RASG-PA Co-chairperson, States/Territories

Montego Bay, Jamaica, 13 October 2015





ICAO

SAFETY



Regional Aviation Safety Group – Pan America (RASG-PA)

Mission

✈ Improve safety and efficiency in the Pan American Region



Vision

✈ Involve all the stakeholders in a coordinated effort



ICAO

SAFETY



RASG-PA Membership

34 NAM/CAR/SAM States, 19 Territories and...





ICAO

SAFETY



RASG-PA Introduction

First in the World (2008)

Multi-regional

States/Territories, International Organizations & Industry

Adopted in other ICAO Regions

Aligned with GASP

Data-driven / Results Oriented



ICAO

SAFETY



RASG-PA Fatality Risk Reduction Goal



Using 2010 as a baseline, the goal is to reduce fatality risk for Part 121 or equivalent operations by 50% by the year 2020 in Latin America and the Caribbean



ICAO

SAFETY



RASG-PA Safety Management Process





ICAO

SAFETY



RASG-PA uses different types of safety data/information

REACTIVE: safety analysis based upon past occurrences (accidents and incidents) in the Pan American Region

PROACTIVE: includes analysis of States' existing conditions (ICAO SARPs implementation, traffic variations) and service providers (IATA Operational Safety Audits, ramp inspections)


PREDICTIVE: based upon analysis of Flight Operations Quality Assurance (FOQA) de-identified data, oriented towards identifying potential future hazards for initiating corresponding mitigation actions



ICAO SAFETY






RASG-PA produces safety intelligence from different sources



Fatal Accidents by CAST/ICAO Taxonomy Accident
Pan American* Airline Domicile - 2000 thro

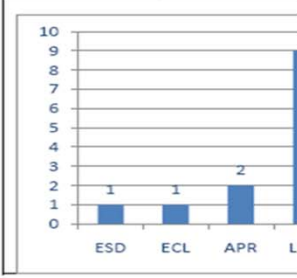
CFIT	6
LOC-I	5
RE-Landing - ABG	5
GNP	5
MSC	5
LOC-III	5
OTH	5
LOC-IV	5
Other	5
Total	50

Legend:
 ABG: Abnormal Run
 CFIT: Controlled Flight Into Terrain
 LOC-I: Loss of Control - Initial
 MISC: Miscellaneous
 OTH: Other
 RE-Landing: Return to Ramp
 LOC-III: Loss of Control - Intermediate
 LOC-IV: Loss of Control - Final
 GN: Ground Handling

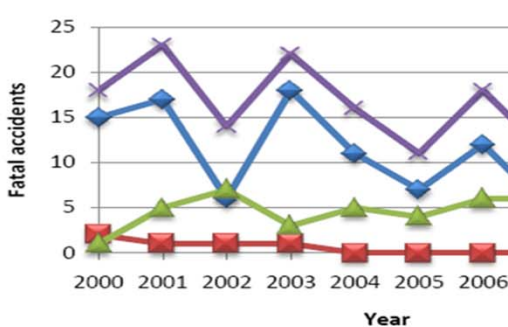




North America		IATA Members			
14 Accidents (2009)		Hull Losses			
Passenger	Cargo	Ferry	Jet	Turboprop	
64%	36%	0%	64%	36%	

Accidents per Phase of



Fatal Accidents Distrib



ASIAs Members

44 Airlines

- ABX Air
- Air Wisconsin Airlines
- Alaska Airlines
- Aloha Air Cargo
- American Airlines
- Atlas Air
- Cape Air
- Chautauqua Airlines
- CitationAir
- CommutAir
- Compass Airlines
- Delta Air Lines
- Empire Airlines
- Evergreen International Airlines
- ExpressJet
- FedEx Express
- Frontier Airlines
- GoJet Airlines
- Hawaiian Airlines
- *Horizon Air
- JetBlue Airways
- Mesa Airlines
- Miami Air International
- North American Airlines
- Omni Air International
- Piedmont Airlines
- Pinnacle Airlines
- Polar Air Cargo
- PSA Airlines
- Republic Airlines
- Shuttle America
- Silver Airways
- SkyWest Airlines
- Southern Air
- Southwest Airlines
- Spirit Airlines

Government: FAA, NASA, Naval Air Force Atlantic, USAF Safety Center

Industry: AIA, Airbus, ALPA, A4A, Boeing, CAPA, NACA, NATCA, RAA, SWAPA

*Newest Member

As of 14 February 2013



Trans States Airlines
 United Airlines
 United Parcel Service
 US Airways
 Virgin America
 World Airways



ICAO SAFETY



RASG-PA publishes Annual Safety Reports



Measuring results



ICAO

SAFETY



RASG-PA develops

Safety Enhancement Initiatives for:



Runway Excursion (RE)



Controlled Flight Into Terrain (CFIT)



Loss of Control-Inflight (LOC-I)



Mid-Air Collision (MAC)



...and Detailed Implementation Plans (DIPs)



ICAO

SAFETY



RASG-PA Risk Analysis

- RASG-PA Goal: 50% fatality risk reduction (2010 – 2020)
- Fatality risk: full loss passenger load equivalent per million departures
- Baseline: 5 year average fatality risk in 2010 = 0.6
- 2020 Goal = 0.3
- Calculated risk reduction due to SEIs implemented in the period 2009-2013 = 25%
- Calculated Risk through 2014 = 0.39, current = 0.37



ICAO

SAFETY



Pan American

Scheduled Commercial Air Transport Accidents

Pan American Scheduled Commercial Air Transport Accidents

Year	Total Accidents	Fatal accidents	Total fatalities
2004-2013 avg.	39.3	3.3	81.8
2013	36	4	18
2014	35	0	0

Scheduled Commercial Air Transport Accidents – Aircraft MTOM above 5,700 kilograms

Source: RASG-PA ASR 6th Edition - preliminary



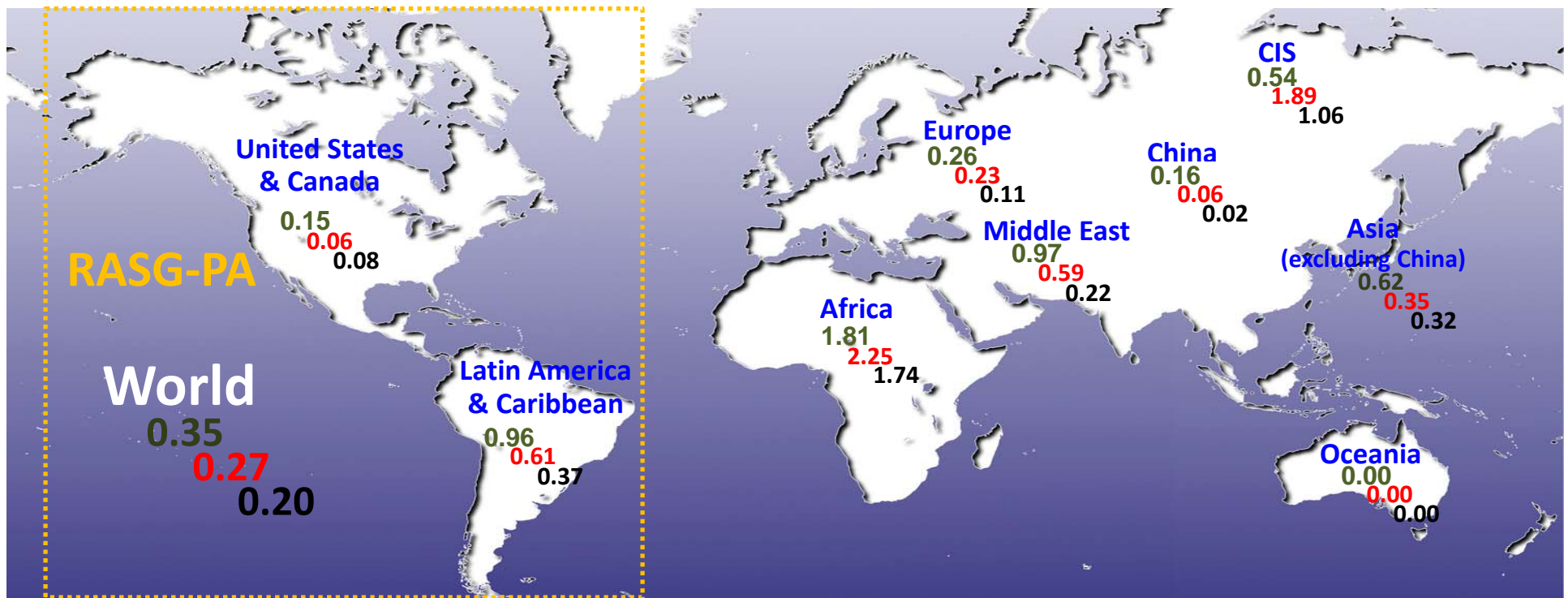
ICAO SAFETY



Fatality Risk* of Commercial Jet Air Travel by Region of the World (10-year rolling average)

2004 2009 2014

Western-built jet transports >60,000-pounds onboard fatal accidents, by airline domicile



* Fatality Risk – Full passenger load loss equivalents per million departures



ICAO

SAFETY



RASG-PA is one of the key contributors for the Regional Safety Enhancement





ICAO

SAFETY



AIRBUS



RASG-PA

rasg-pa@icao.int

www.icao.int/RASGPA



ICAO

SAFETY



ICAO

North American
Central American
and Caribbean
[NACC] Office
Mexico City

South American
[SAM] Office
Lima

ICAO
Headquarters
Montréal

Western and
Central African
[WACAF] Office
Dakar

European and
North Atlantic
[EUR/NAT] Office
Paris

Middle East
[MID] Office
Cairo

Eastern and
Southern African
[ESAF] Office
Nairobi

Asia and Pacific
[APAC] Sub-office
Beijing

Asia and Pacific
[APAC] Office
Bangkok



THANK YOU