



| ICAO

TRIP 2022

SEAMLESS AND CONTACTLESS

Sharing data to accelerate the recovery

13 - 15 SEPTEMBER 2022

Fabrizio Di Carlo

INTERPOL



Frontex-INTERPOL Electronic Library Documents System

The initial setting

Frontex and INTERPOL should enable a structured transfer of knowledge from document specialists/experts to their common end user – frontline officers.



This became the operating strategy of FIELDS

QCC Concept

The Frontex Quick Check Card is:

- A **decision aid** for front-line officers
- It shows the **key detection points** of single documents (what to check!)
- It is based on the **recent forgeries trends** (risk analysis) and **modus operandi** (several document alerts), **vulnerability assessment** of the document and the **quantified judgement** of Frontex document experts
- Using the **authentic images** of selected security features





30 JAN 2022 **FRONTEx** INTERPOL ONLINE

Document

DOCUMENT TYPE
 COUNTRY ISSUING DOCUMENT

DOCUMENT NUMBER

VISA NUMBER

EXPIRATION DATE

EXPIRATION DATE

COUNTRY ISSUING VISA

STATUS

Photo document



Biographical data

SURNAME

DATE OF BIRTH

NATIONALITY

NAME

AGE

SEX (M/F)

RESIDENT/DESTINATION

Entry requirements

Search results

1 DOC

1 Alerts

- DOCUMENT WITH ALERTS (with alert/ alerts)
- HEAD OFFICERS
- PROSPECTIVE ISSUERS
- INTERPOL ONLINE
- STATUS
- STATUS
- STATUS
- STATUS
- ADDITIONAL DATA BASES

SEARCH **DATA** **INTERPOL** **FRONTEx** **ALERTS**



DIAL-DOC DOCUMENTS SPECIMENS AUTHENTICITY DIAL-DOC

FRONTEX

31 JUL 2017

Document / QCC

Document

DOCUMENT TYPE
Ordinary Passport

DOCUMENT NUMBER
[REDACTED]

VISA NUMBER
[REDACTED]

DOC.WHITE
[Image of passport page with white overlay]

DOC.UV
[Image of passport page with UV overlay]

DOC.IR
[Image of passport page with IR overlay]

QCC ALERTS BULLETINS

FRONTEX Reference Manual Quick Check Card

Passport: ordinary / 1. background normal light / 2. ultraviolet light / fluorescent fibres / fluorescent ink / 3. infrared light / 4. fluorescence right valentine / 5. image of the holder (topographical data before printing / 6. background / security printing incorporated / 7. and 8. secondary image - laser-etched)

[Grid of passport images with green and red markers]



Search results

- SECURITY ALERTS/NOTES
- READ IDENTIFIANTS
- PREVIOUS MEASUREMENTS
- INTERPOL ONLINE
- QCC
- TRIP2022
- DIAL-DOC
- QCC
- Alerts
- Alerts from data bases

ATTACHED DOC [REDACTED] [REDACTED] [REDACTED]




VISA / TR ID [REDACTED] [REDACTED]

PHILIPREDBRADENKOVA--PELA
12988000007194763464228128







31 JUL 2017
INTERPOL ONLINE

Scan images

QCC

1 **Background security printing in offset with microprint**

2 **Security paper (in data strip)**


3 **Security 'ghost' image laser perforation**

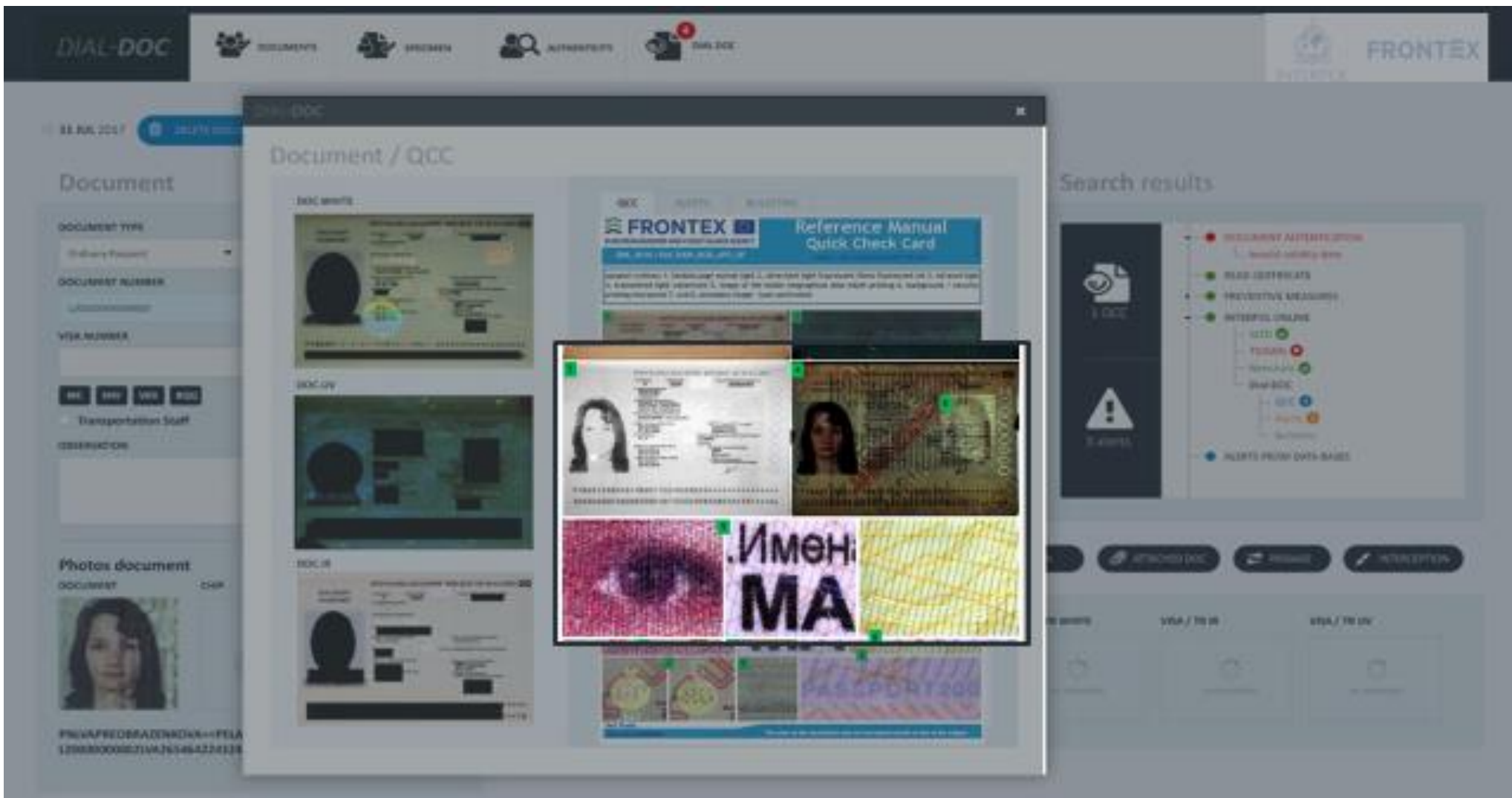
4 **Background security printing in offset with microprint**

5 **Security paper and laser paper watermark**

6 **UV paper (280 nm)**

7 **Security paper (400 nm)**





The screenshot displays the DIAL-DOC application interface. At the top, there are navigation icons for DOCUMENTS, SPEAKER, AUTHENTICITY, and DIA DOC. The main header includes the DIAL-DOC logo and the FRONTX logo. The interface is divided into a left sidebar, a central content area, and a right sidebar.

The central content area is titled "Document" and "QCC". It features two columns of images comparing the scanned document with the QCC image. The top row shows the "PRINTING PROCESS OF THE IMAGE IN SCANNED DOCUMENT" and "PRINTING PROCESS OF THE IMAGE IN QCC". The bottom row shows the "WATERMARK IN SCANNED DOCUMENT" and "WATERMARK IN QCC".

The left sidebar contains a "Document" section with fields for DOCUMENT TYPE, DOCUMENT NUMBER, and VISA NUMBER. Below this is a "Photos document" section with a photo of a woman and a QR code.

The right sidebar shows a "Search results" section with a list of items and a "Alerts from over 5000" section.



FIELDS Central Operations Unit



- Active from 01 April
- Based at INTERPOL and supported by Frontex. Responsible for:
 - Stakeholder engagement to collect specimen documents for QCC creation
 - Creating QCCs and only entity able to validate record compliance
 - Managing the outreach and expansion of the system
 - Leading the technical and business improvements

Requires support from seconded document experts



Action Streams –Value creation

1. Sustainability and Quality	1. Technical Maintenance and corrective measures 2. Service Operations	G o v e r n a n c e M a n a g e m e n t
2. Global expansion	3. Outreach (raise awareness in third countries, strategic partnership and recognition by international/regional organizations) 4. Build capacity in third countries	
3. Continuous Improvement	5. Business and technical Change Management 6. Change Implementation	

Outreach and Expansion

- The system will be deployed throughout the EU
- Beyond Europe, Western Balkans & Moldova and North Africa will be targeted as priority regions of both organizations
- Regional leaders are being identified with the resources, expertise, and willingness to lead FIELDS expansion in their sphere of influence
- Outreach will be held with important stakeholders in both the public and private sector to drive the delivery of the three objectives – particularly document issuing authorities



FRONTEx

Why target document issuing authorities?

Model details

Select model *	Electronic document *
<small>Existing model in the library</small>	<small>Electronic document</small>
Overall Construction	First issuance date
<small>overall construction</small>	<small>First issuance date</small>
Document format	Not valid after date
<small>Document format</small>	<small>Not valid after date</small>
format width	Maximum validity period:
<small>Format width (mm)</small>	Select duration
Format height (mm)	Select unit
<small>Format height (mm)</small>	
Number of pages	
<small>Number of pages</small>	

[+ Add DIN mask](#)



Thank You

