

Creating Alternative Fuel Options for the Aviation Industry: Role of Biofuels

Jennifer Holmgren
UOP LLC



**ICAO Alternative Fuels Workshop
Montreal, Canada
February 11, 2009**



- Leading supplier and licensor of process technology, catalysts, adsorbents, process plants, and technical services to the petroleum refining, petrochemical, and gas processing industries
- UOP technology furnishes 60% of the world's gasoline, 85% of the world's biodegradable detergents, and 60% of the world's *para*-xylene
- Strong relationships with leading refining and petrochemical customers worldwide
- UOP's innovations enabled lead removal from gasoline, biodegradable detergents, and the first commercial catalytic converter for automobiles



**2003 National Medal of
Technology Recipient**

Biofuels: Next in a Series of Sustainable Solutions

Macromarket Summary: Through 2015

- **Global energy demand is expected to grow at CAGR 1.6%.**
 - Feedstock diversity will become increasingly important over this period with coal, natural gas & renewables playing bigger roles.
- **Fossil fuels are expected to supply 83% of energy and 95% of liquid transportation needs**
- **Biofuels are expected to grow at 8-12%/year to > 2.2 MBPD**

Key: Overlaying Sustainability Criteria on Alternatives (GHG, water etc.)

Source: IEA, 2008



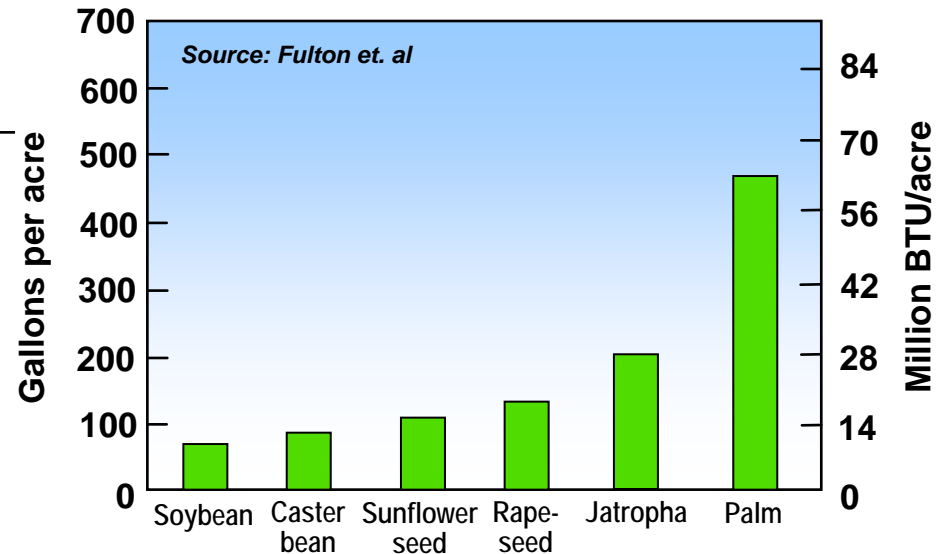
Biofuel Targets

Region	Targets	
	Current	Future
Brazil	25% Ethanol in gasoline 2.0% of diesel by 2008	5.0% of diesel by 2011
China	2.0% of gasoline & diesel by 2010	8.0% by 2020
Europe	5.75%* of gasoline & diesel by 2010	10%* by 2020
India	5.0% Ethanol in gasoline	E5, B5 by 2012
USA	15.2 B gal 2012	36 B gal by 2022 (~20% of transport pool)

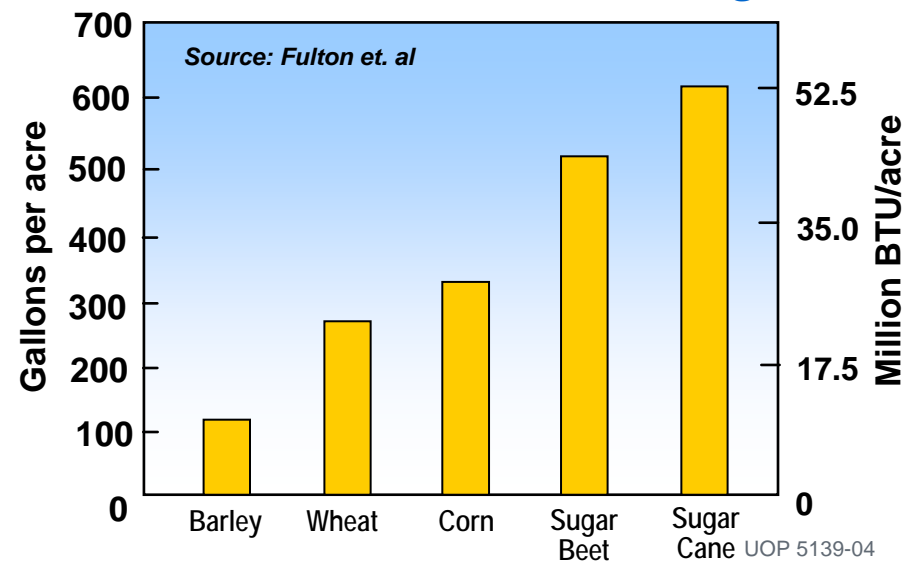
* Energy content basis

20% Substitution Equivalent to the Land Mass of ~CA, IN, NV, MI

Biodiesel Production from Oils



Ethanol Production from Sugars



Critical Issues


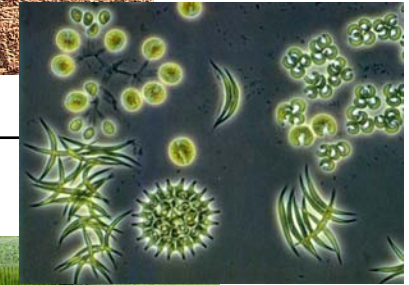
Food supply: small impact on the fuel market, yet large impact on food supply



Land and water: competition for land and water resources that are already in high demand



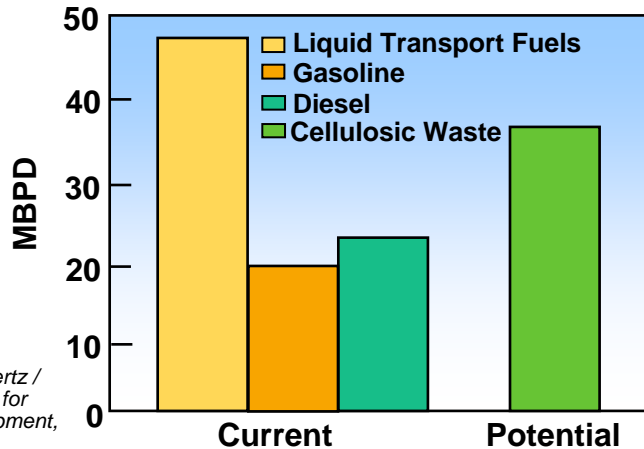
Environmental: loss of biodiversity, soil erosion, nutrient leaching, soil and water pollution and deforestation



***Second Generation Development Required
to Ameliorate these Risks***

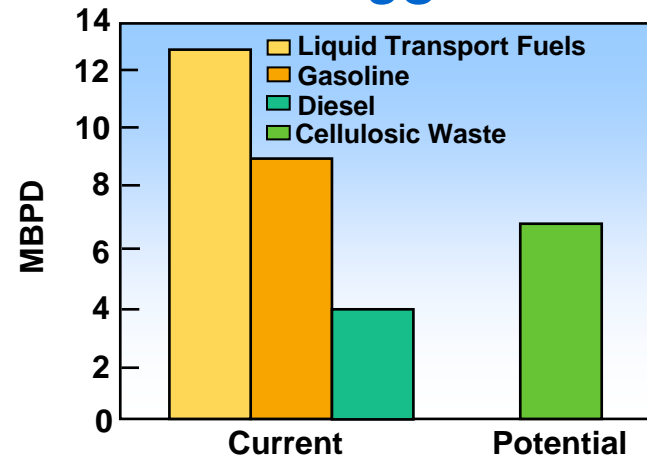
Enablers for a Sustainable Biomass Infrastructure

Global

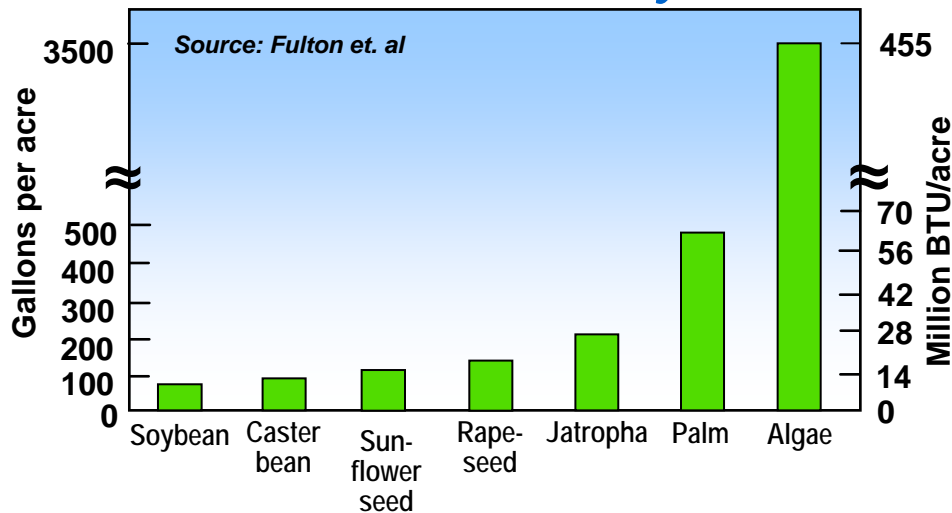


Source: Purvin & Gertz / Eric Larsen: Energy for Sustainable Development, 2000

US



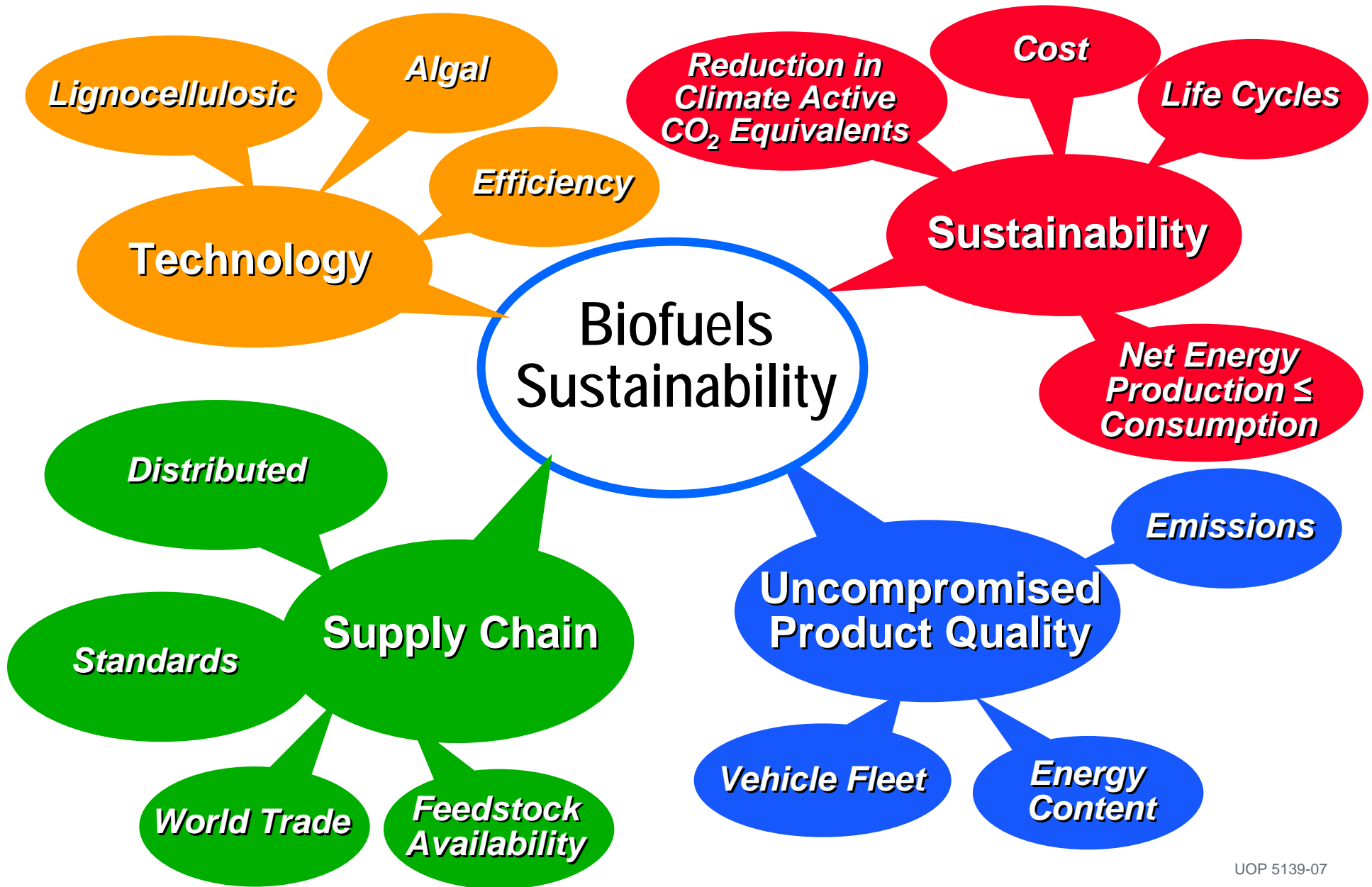
Oils Productivity



- Cellulosic waste could make a significant contribution to liquid transportation pool.
- Algal Oils could enable oils route to biodiesel, Green Diesel and Green Jet.

**Increases Availability, Reduces Feedstock Cost
Technology Breakthroughs Required**

Renewable Fuels: Achieving Sustainability



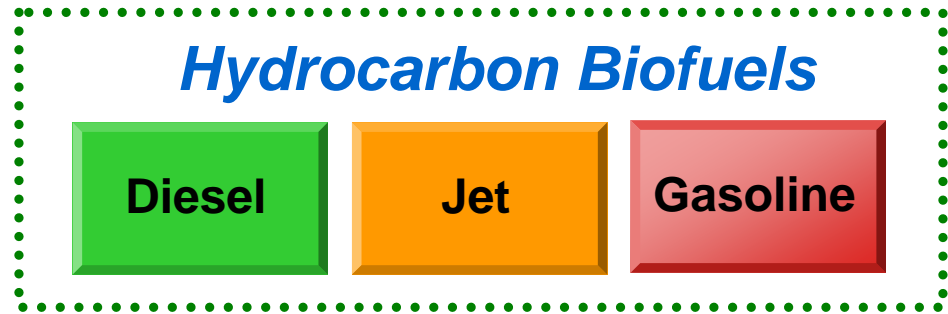
Our Biofuels Vision

- Produce real “drop-in” fuels instead of fuel additives/blends
- Leverage existing refining/ transportation infrastructure to lower capital costs, minimize value chain disruptions, and reduce investment risk.
- Focus on path toward second generation feedstocks

Oxygenated Biofuels



Hydrocarbon Biofuels

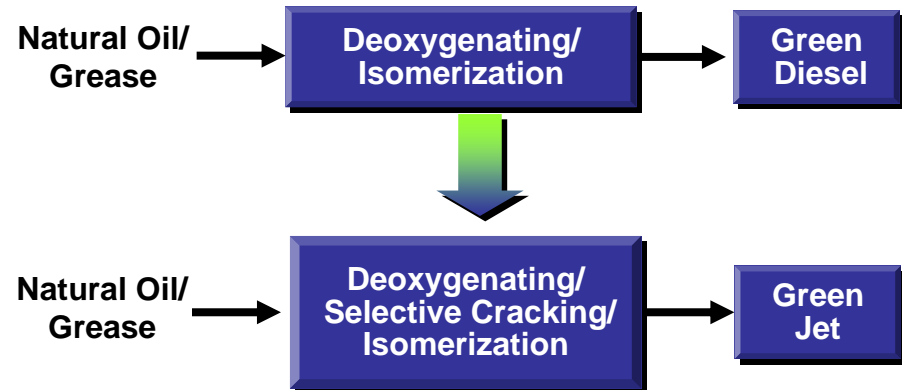


Green Jet Fuel

- DARPA-funded project to develop process technology to produce military jet fuel (JP-8) from renewable sources
- Leverage Ecofining process technology for diesel production
- Green Jet Fuel can meet all the key properties of petroleum derived aviation fuel, flash point, cold temperature performance, etc.
- Extend to commercial aircraft



Built on Ecofining Technology



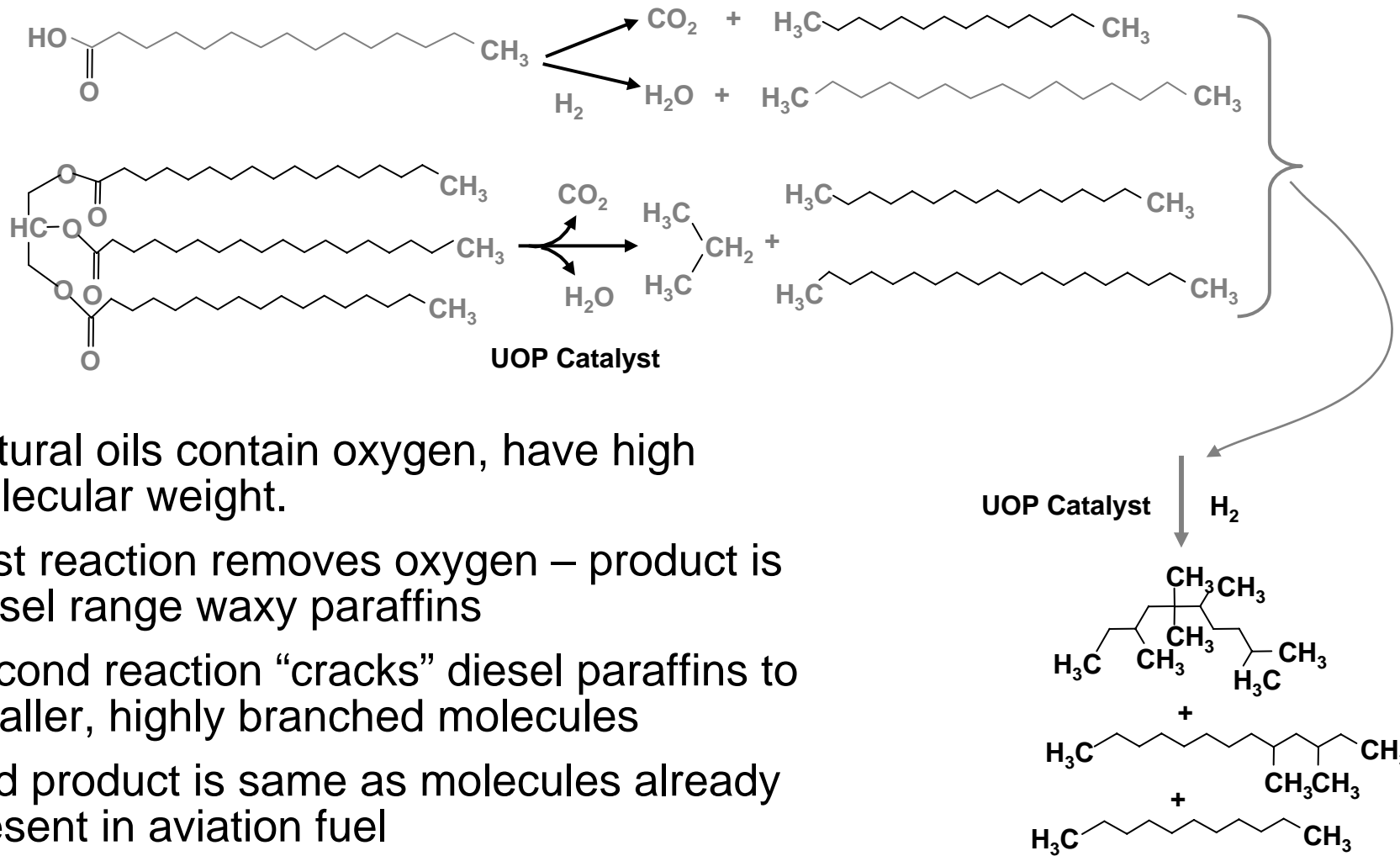
DARPA Project Partners



Honeywell

**Target Commercialization
by 2009**

Renewable Jet Process Chemistry



- Natural oils contain oxygen, have high molecular weight.
- First reaction removes oxygen – product is diesel range waxy paraffins
- Second reaction “cracks” diesel paraffins to smaller, highly branched molecules
- End product is same as molecules already present in aviation fuel
- End product is independent of starting oil

Feedstock flexible, but with consistent product properties

Properties of UOP's Bio-SPK

Table A2.1 Detailed Requirements of Synthetic Paraffinic Kerosene

Property		SPK	ASTM Test Method	Composition		
				Jatropha	Coconut	Soybean/ Canola
Hydrocarbon, vol %	min	99.8	D2425			
Cycloparaffin, vol %	max	5	D2425			
Paraffin, vol % ¹			difference from D 1319	99.3	99.5	99.5
1. Aromatics, vol %	max	0.05	D 1319	0	0	0
2. Aromatics, vol %	max	0.053	D 6379	0	0	0
Sulfur, total mass %	max	0.015	D 1266, D 2622, D 4294, or D 5453	0.00009	0.0003	0.001
1. Physical Distillation						
<i>Distillation temp, °C:</i>						
10% recovered, temp (T10)	max	205		172	188	189
50% recovered, temp (T50)		report		192	200	214
90% recovered, temp (T90)		report		223	231	248
Final boiling point, temp	max	300		243	263	261
T90-T10, °C	min	25		51	43	59
Distillation residue, %	max	1.5		1.2	1.3	1.2
Distillation loss, %	max	1.5		0.4	0.5	0.8
2. Simulated Distillation						
<i>Distillation temp, °C</i>						
10% recovered, temp	max	185		151.6	162	168
50% recovered, temp		Report		195	190.8	218.6
90% recovered, temp		Report		237.6	238	267.2
Final boiling point, temp	Max	340		273.8	299	284.4
Flash Point, °C	min	38	D 56 or D 3828	50	64	62
Density at 15 °C, kg/m ³		751 to 840	D 1298 or D 4052	751	755	763
<i>Fluidity</i>						
Freezing Point, °C	max	-47 Jet A-1	D 5972, D 7153, D 7154, or D 2386	-63	-56	-52
Viscosity -20°C, mm ² /s H	max	8.0	D 445			
<i>Combustion</i>						
Net heat of combustion, MJ/kg	min	42.8	D 4529, D 3338, or D 4809	44.4	44.2	43.5
<i>Metal Content</i>						
Copper, ppb	max	100	D7111	<0.01 ppm	<0.01 ppm	<0.01 ppm
Iron, ppb	Max	100		<0.01 ppm	<0.01 ppm	0.04 ppm
Zinc, ppb	Max	100		<0.01 ppm	<0.01 ppm	<0.01 ppm
Vanadium, ppb	Max	100		<0.01 ppm	<0.01 ppm	<0.01 ppm
<i>Thermal Stability</i>						
JFTOT (2.5 h at control temp of 280°C min)						
Filter pressure drop, mm Hg	max	25	D 3241	<0.1	25	0
Tube deposits less than		3		<1	<1	1

¹ Balance of composition is olefins.

- **Collaboration to demonstrate viability of biofuels in commercial aviation**
- **Large scale fuel production for flight demonstrations enables demonstration of:**
 - **Process scalability**
 - **Feedstock flexibility**
 - **Life cycle benefits**
- **Data from large fuel samples enables creation of data library for certification**
 - **Analytical**
 - **Ground tests**
 - **In flight data**

Goal: Share all results with broader scientific community to accelerate commercialization of alternative fuels

Completed Flight Demonstrations



Feedstock:
Jatropha oil

- **Successful ANZ Flight Demo**
Date: December 30 2008



Rolls-Royce



Feedstock:
Jatropha and algal oil

- **Successful CO Flight Demo**
Date: Jan. 7 2009



Feedstock: *Camelina, Jatropha and algal oil*

- **Successful JAL Flight Demo**
Date: Jan. 30 2009



Pratt & Whitney
A United Technologies Company



Key Properties of Bio-SPK

	<i>Jet A-1 Specs</i>	<i>Jatropha Derived SPK</i>	<i>Camelina Derived SPK</i>	<i>Jatropha/ Algae Derived SPK</i>
Description				
Flash Point, °C	Min 38	46.5	42.0	41.0
Freezing Point, °C	Max -47	-57.0	-63.5	-54.5
JFTOT@300°C				
Filter dP, mmHg	max 25	0.0	0.0	0.2
Tube Deposit Less Than	< 3	1.0	<1	1.0
Net heat of combustion, MJ/kg	min 42.8	44.3	44.0	44.2
Viscosity, -20 deg C, mm ² /sec	max 8.0	3.66	3.33	3.51
Sulfur, ppm	max 15	<0.0	<0.0	<0.0

***Production Viability Demonstrated
Fuel Samples from Different Sources Meet Key Properties***

Work in Progress

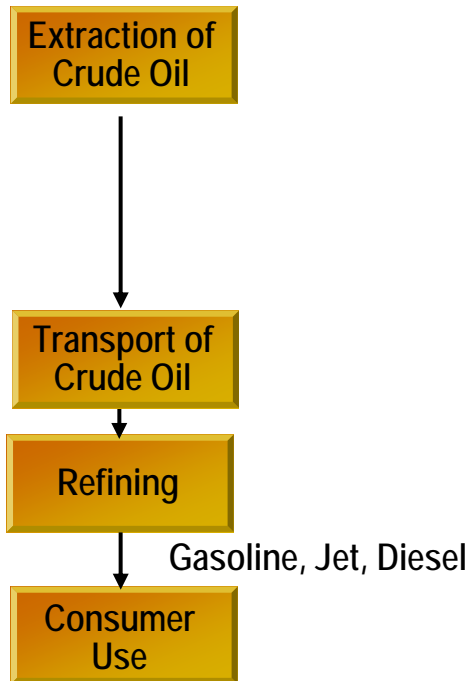


- **Analytical**
 - D1655
 - DXXXX
 - Materials compatibility
- **Engine Tests**
 - Engine performance
 - Operability
 - Emissions

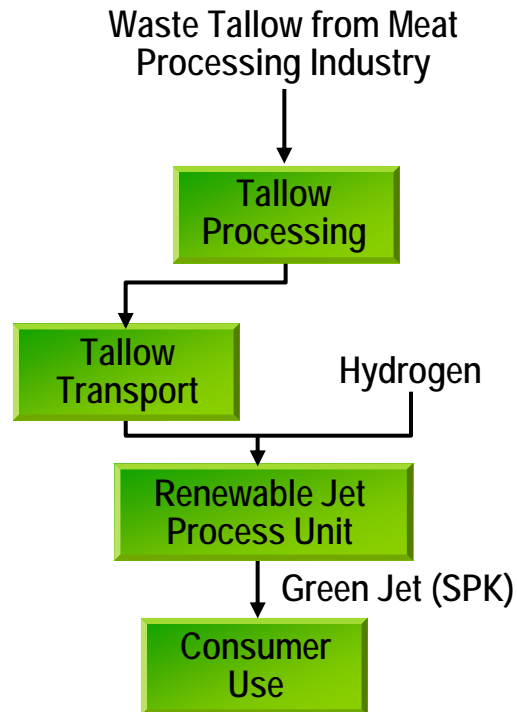
Compile into a Report by May 2009

Scope of Jet Fuel WTW* LCA

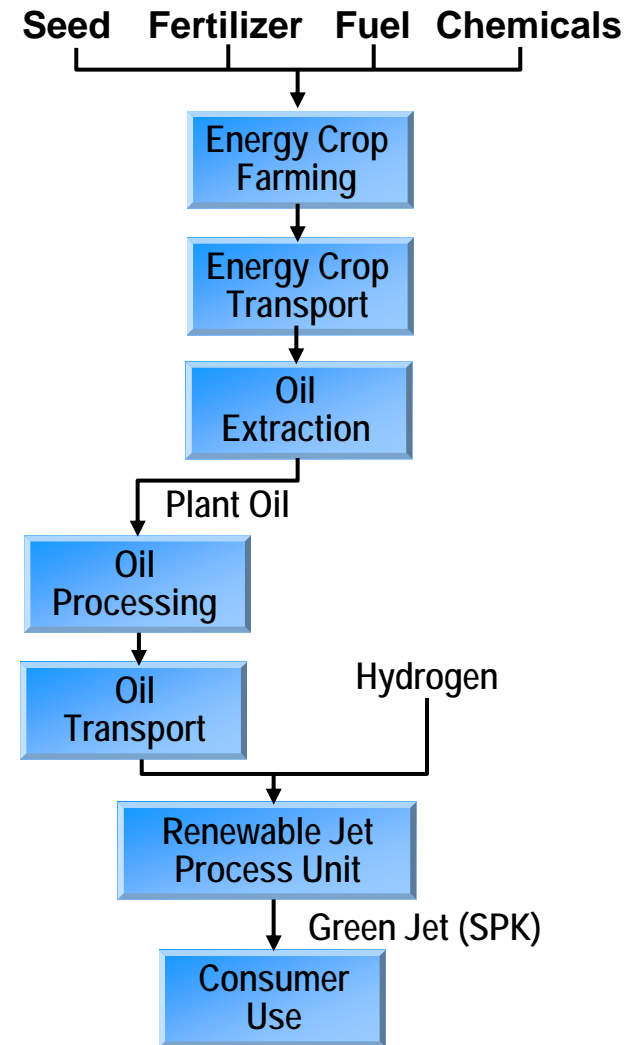
Petroleum Based Fuels



Green Jet from Waste Tallow



Green Jet from Energy Crops



*WTW is either "well-to-wheels" or "well-to-wings"

Calculation of GHG emissions (E)

European Commission Proposal, January 2008

Methodology

Greenhouse gas emissions from the production and use of transport fuels, biofuels and other bioliquids shall be calculated as:

$$E = e_{ec} + e_l + e_p + e_{id} + e_u - e_{ccs} - e_{ccr} - e_{ee}$$

Portion of E assigned to co-products based on energy allocation method

where

E = total emissions from the use of the fuel

e_{ec} = emissions from the extraction or cultivation of raw materials

e_l = annualized emissions from carbon stock changes caused by land use change

e_p = emissions from processing

e_{id} = emissions transport and distribution

e_u = emissions from the fuel in use

e_{ccs} = emission savings from carbon capture and sequestration

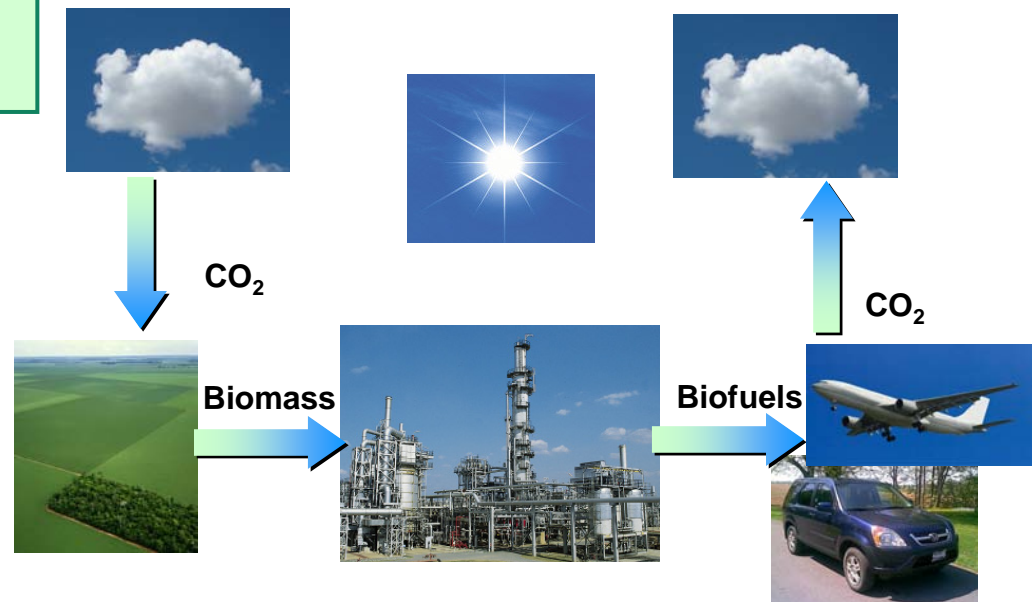
e_{ccr} = emissions from carbon capture and replacement; and

e_{ee} = emission savings from excess electricity from cogeneration

Emissions from the manufacture of machinery and equipment shall not be taken into account

Critical Input Parameters

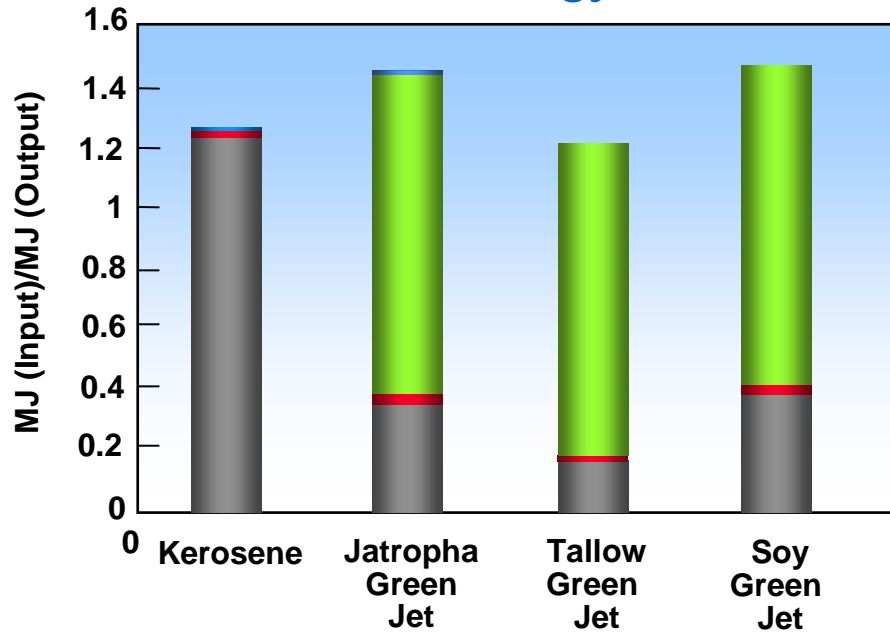
- Local farming emissions (N_2O)
- Land use change impacts
 - direct
 - indirect
- Process emissions
 - pretreatment
 - conversion



Biofuels are considered “climate neutral” fuels

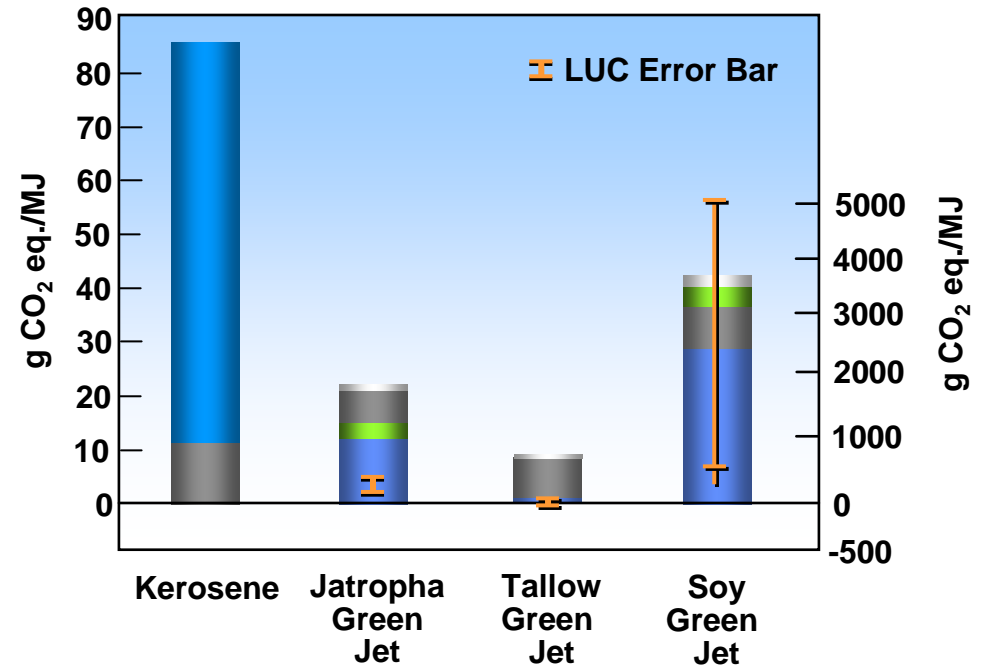
LCA for Bio-SPK

Cumulative Energy Demand



- Non-renewable, Fossil
- Non-renewable, Nuclear
- Renewable Biomass
- Renewable, Wind, Solar, Geothe
- Renewable, Water

Greenhouse Gases



- Cultivation
- Fuel Production
- Use
- Oil Production
- Transportation

Significant GHG Reduction Potential

Basic Data for Jatropa Production and Use. Reinhardt, Guido et al. IFEU June 2008
 Biodiesel from Tallow. Judd, Barry. s.l. : Prepared for Energy Efficiency and Conservation Authority, 2002.
 Environmental Life-Cycle Inventory of Detergent-Grade Surfactant Sourcing and Production. Pittinger, Charles et al. 1,
 Prairie Village, Ka : Journal of the American Oil Chemists' Society, 1993, Vol. 70.

Sustainable Aviation Fuel Users Group



Represents ~15% of global jet fuel demand

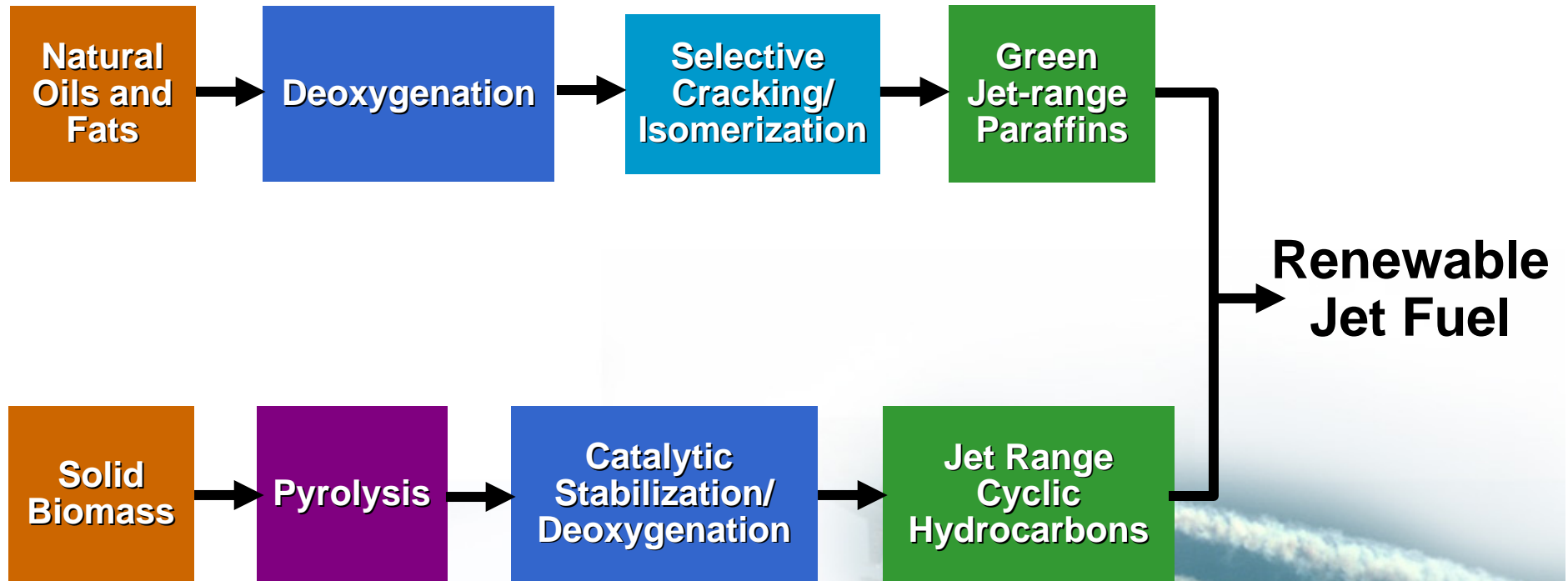
Mission of Group

- **Enable Viable Markets for Sustainable Aviation Fuels**
- **Establish solid, world-leading fact base for sustainability practices**
- **Drive Movement in Roundtable for Sustainable Biofuels Process**

Third Party Support From:

- **Natural Resources Defense Council**
- **Yale University, School of Forestry and Environmental Studies**
- **Other NGOs and philanthropic organizations**

2nd Generation Renewable Jet Fuel from Oils and Biomass



Properties Bio Jet: Renewable Aromatics

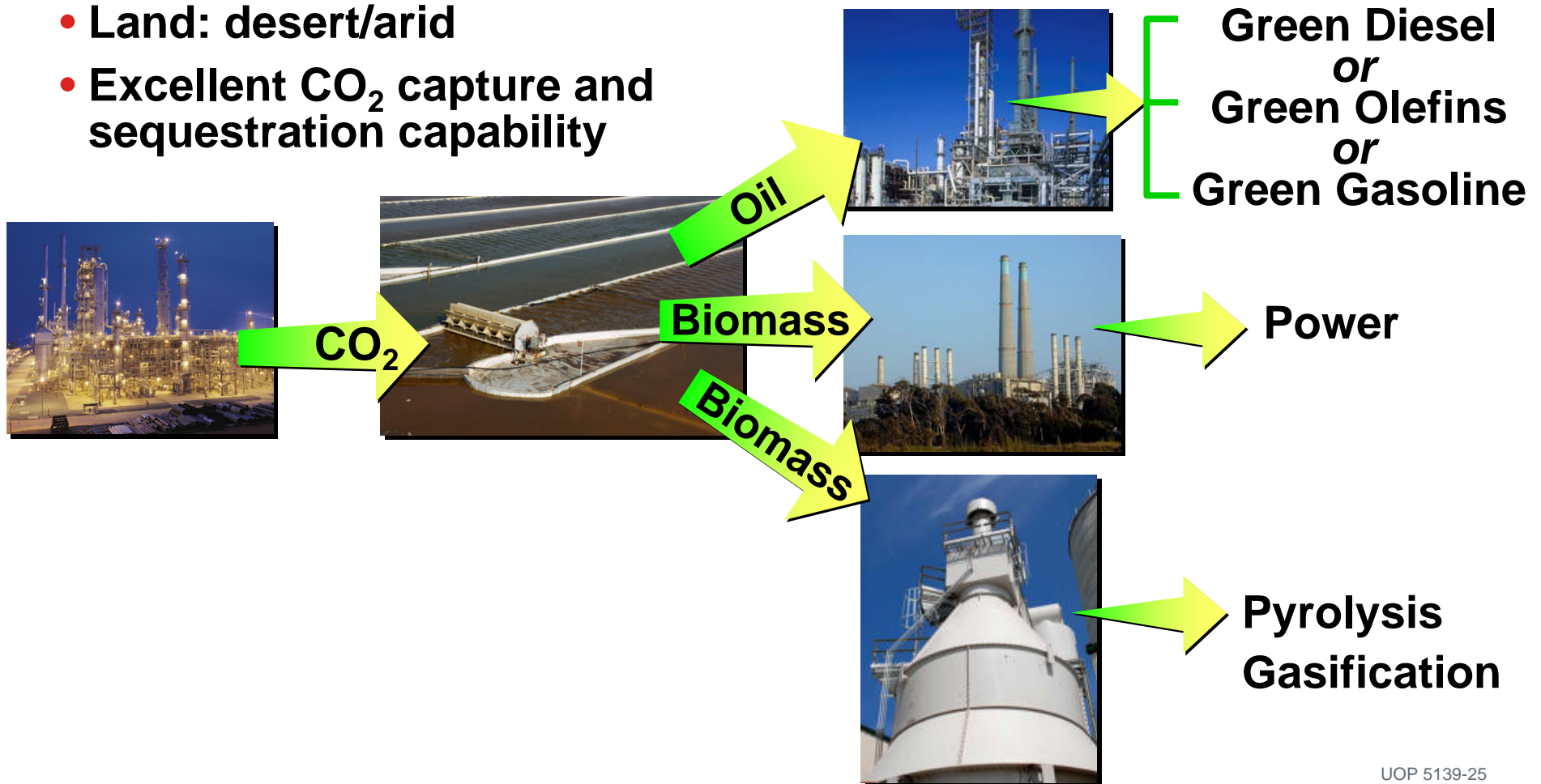
	<i>JP-8 Spec</i>	<i>Starting Bio Paraffin</i>	<i>Corn Stover Pyrolysis Oil</i>	<i>Woody Pyrolysis Oil</i>
Freeze Point (°C)	-47	-53	-56	-54
Flash Point (°C)	39	53	49	54
Density (g/mL)	0.775	0.759	0.790	0.782

100% Bio-derived Jet successfully prepared

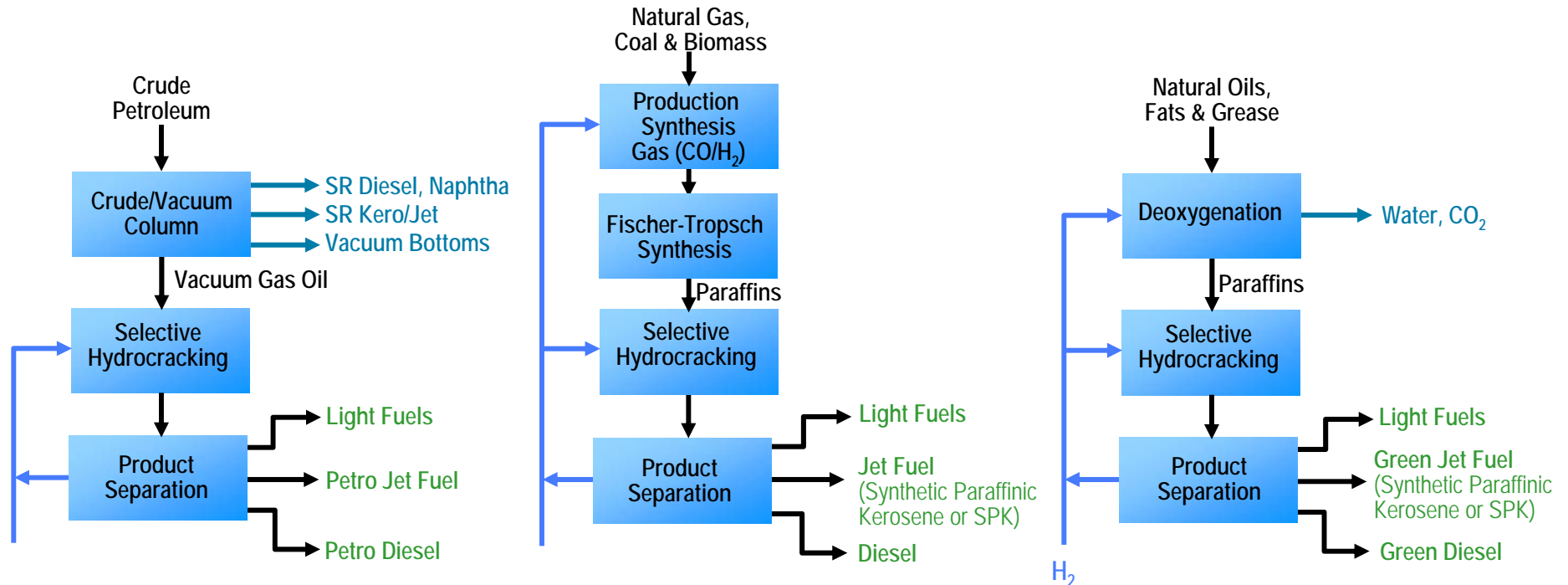
Distribution Statement "A" (Approved for Public Release, Distribution Unlimited)

Integrated Algal Processing

- Oil content: ~50wt%
- Photosynthetic efficiency: 10~20%
- Water: < 1/40 of land plants; saline/brackish/waste water
- Land: desert/arid
- Excellent CO₂ capture and sequestration capability



Options for Making Aviation Fuels



OPEX

Economic Driver

CAPEX

OPEX

Sustainability Driver

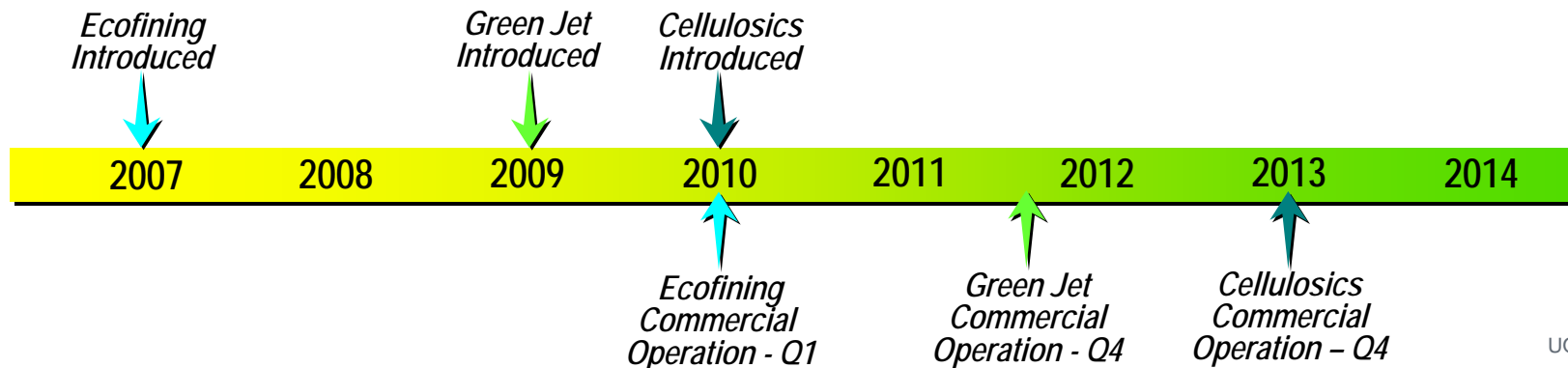
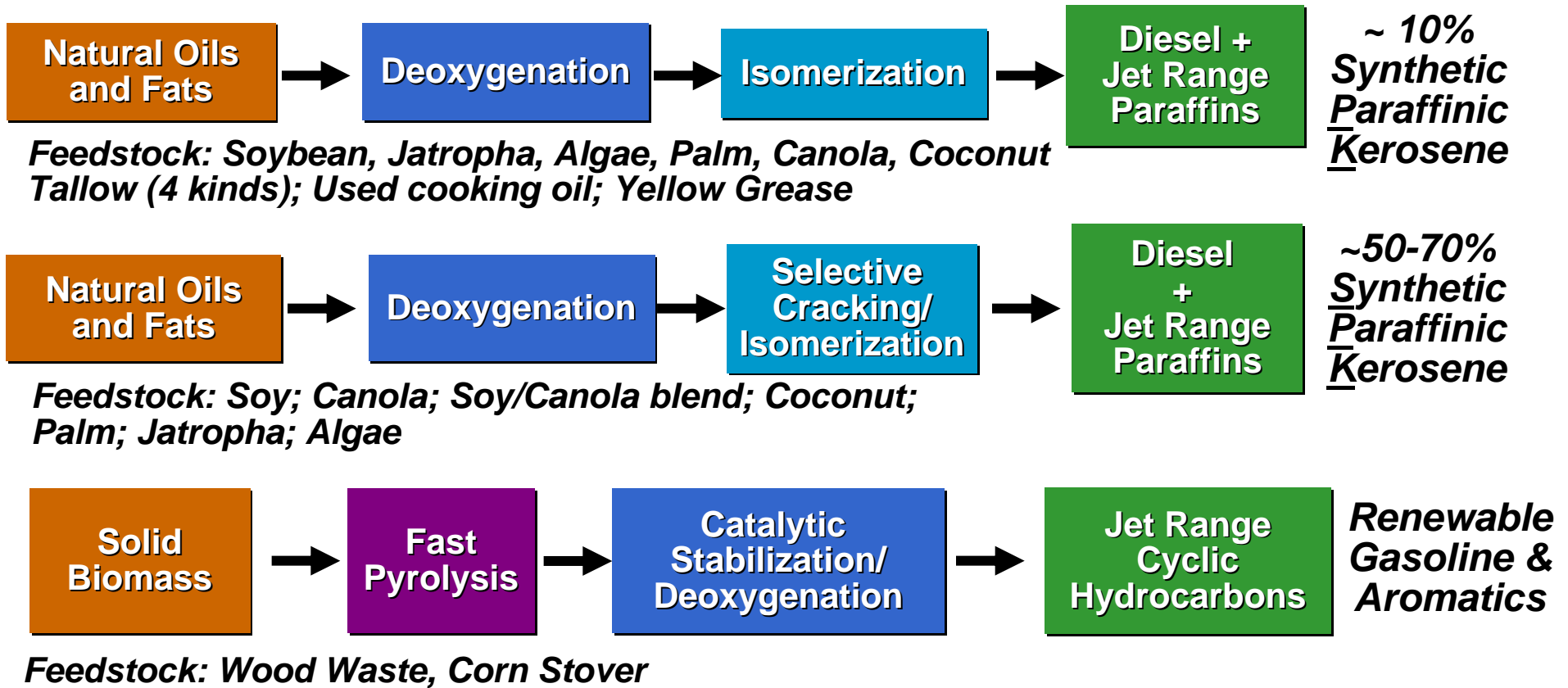
GHG

GHG/Water

Feedstock/LUC

All routes rely on the same technology to make the end fuel. Therefore, all routes will result in fuels which are chemically similar.

Commercialization Timeline



Industry Interest & Impact



Honeywell



Objectives:

- Demonstrate viability of biofuels in commercial aviation
- Generate the data necessary to support certification of biofuels (analytical, ground, flight)

Industry Actively Engaged in Enabling Biofuels

Achieving Sustainability

- **Renewables are going to make up an increasing share of the future fuels pool**
 - Multitude of bioprocessing approaches possible
 - Fungible biofuels are here
 - Essential to overlay sustainability criteria
- **First generation biofuels, though raw material limited, are an important first step to creating a biofuels infrastructure. Bridging feedstocks are key.**
- **Second generation feedstocks, cellulosic waste and algal oils, have the potential to make significant contributions.**
- **Important to promote technology neutral and performance based standards and directives to avoid standardization on old technology.**

Create a Portfolio of Options



Acknowledgements

- **AFRL**
 - Robert Allen
 - John Datko
 - Tim Edwards
 - Don Minus
- **Air New Zealand**
 - Grant Crenfeldt
- **Boeing**
 - Billy Glover
 - James Kinder
 - Mike Henry
 - Darrin Morgan
 - Tim Rahmes
 - Dale Smith
- **Cargill**
 - Bruce Resnick
 - Michael Kennedy
 - Ian Purdle
- **CFM**
 - Gurhan Andac
- **Continental Airlines**
 - Gary LeDuc
 - Leah Raney
 - George Zombanakis
- **GE**
 - Steve Csonka
 - Mike Epstein
- **Japan Airlines**
 - Takuya Ishibashi
 - Koichiro Nagayama
 - Yasunori Abe
- **Michigan Technical University**
 - David Shonnard
- **Nikki Universal**
 - Yasushi Fujii
 - Masaru Marui
- **Pratt & Whitney**
 - Tedd Biddle
 - Mario Debeneto
- **Rolls Royce**
 - Chris Lewis
- **Sandia**
 - Ron Pate
 - Warren Cox
 - Peter Kobos
 - William Fogleman
- **Sapphire**
 - Brian Goodall
- **South West Research Institute**
 - George Wilson
- **Sustainable Oils**
 - Scott Johnson
- **Targeted Growth**
 - Tom Todaro
- **Honeywell / UOP**
 - Amar Anumakonda
 - Roy Bertola
 - Andrea Bozzano
 - Tim Brandvold
 - Michelle Cohn
 - Graham Ellis
 - Tom Kalnes
 - Joseph Kocal
 - Steve Lupton
 - Mike McCall
 - Prabhakar Nair
 - Sunny Nguyen
 - Randy Williams

DOE, Project DE-FG36-05GO15085 Paul Grabowski
DARPA, Project W911NF-07-C-0049 Dr. Douglas Kirkpatrick

Nodan mamomamo

Teşekkür ederim

UOP
A Honeywell Company

Danke schön 감사합니다

Спасибо *Thank You*

धन्यवाद Obrigado

Kiitos جزاكم الله خيراً Gum xia

Merci

Tawdi Terima kasih

Gracias Ang kêun

Sha sha

Maulanenga

謝謝 Añachaykin

Efcharisto

Hvala **Ookini**

Danyavad

Dekoju

Spasibo *Grazie*

Xie xie

どうもありがとう。

Ngiyabonga

Arigato

Giittus Shukran

Eso Dhannvaad Gum xia

Köszönöm Qujanaq

מֵרְסִי mersi

Wiyarrparlunpaju-yungu

