



ICAO

Monthly Monitor – January 2026

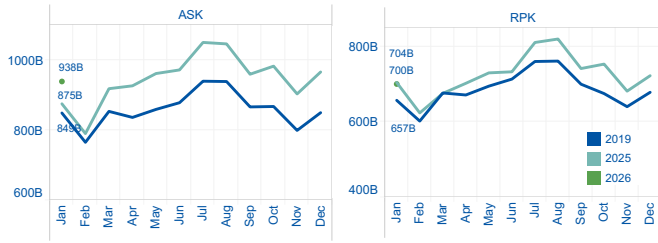
Data source: ICAO and ADS-B FlightAware

Contact Us

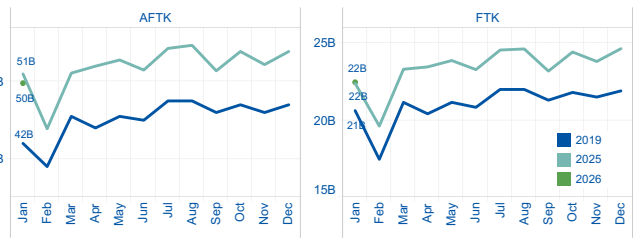


Type	ASK	RPK	FTK	Departure
Jan 2026 vs. Jan 2025	▲ 7.3%	▼ -0.6%	▲ 0.3%	▲ 0.7%

Passenger Traffic



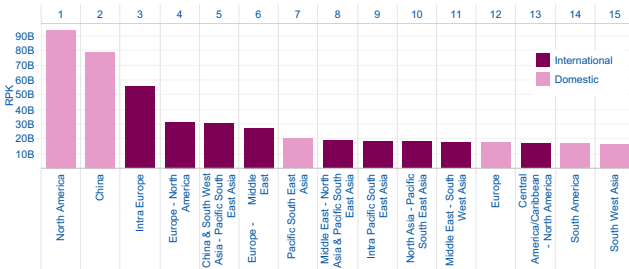
Cargo Traffic



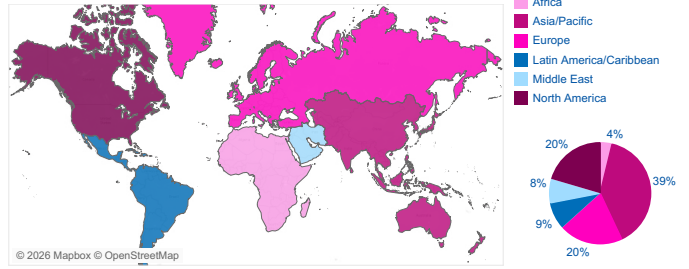
Change rate (% MoM)

Indicator (Middle)	Mon.	Jan	Feb	Mar	Apr	May	Jun	Jul	Aug	Sep	Oct	Nov	Dec
ASK	2019		-9.8%	11.5%	-2.0%	2.7%	2.2%	7.0%	-0.1%	-7.7%	0.1%	-7.8%	6.3%
	2025		-0.8%	-9.7%	16.2%	0.9%	3.8%	1.1%	8.1%	-0.4%	-8.3%	2.4%	-8.0%
	2026		-2.8%										
RPK	2019		-8.4%	12.4%	-0.8%	3.5%	2.7%	6.5%	0.1%	-8.0%	-3.5%	-5.1%	5.9%
	2025		0.8%	-11.4%	8.3%	3.9%	3.9%	0.4%	10.6%	1.1%	-9.5%	1.6%	-9.5%
	2026		-3.0%										
AFTK	2019		-7.1%	16.7%	-3.3%	3.4%	-1.1%	5.6%	0.0%	-3.2%	2.2%	-2.1%	2.2%
	2025		2.2%	-13.9%	16.4%	1.8%	1.5%	-2.5%	5.4%	0.7%	-6.0%	4.9%	-3.2%
	2026		-7.6%										
FTK	2019		-15.3%	21.1%	-3.5%	3.6%	-1.5%	5.6%	0.0%	-3.2%	2.4%	-1.4%	1.9%
	2025		-2.2%	-12.4%	18.7%	0.6%	1.8%	-2.5%	5.4%	0.3%	-5.8%	5.3%	-2.5%
	2026		-8.8%										

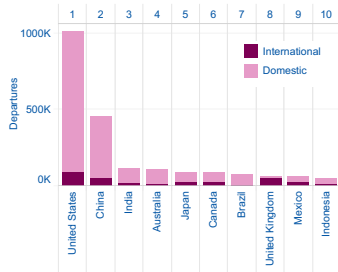
Top 15 Route Groups by RPK



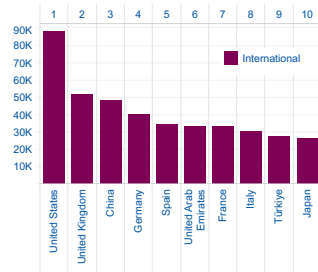
Total RPK by Region of Departure



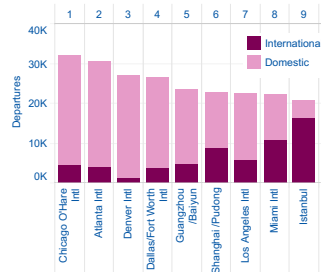
Top 10 Countries by Departure (Total)



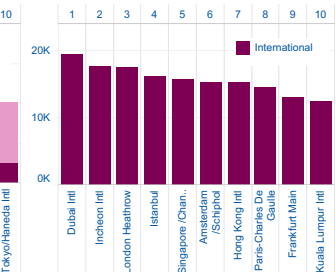
Top 10 Countries by Departure (INT)



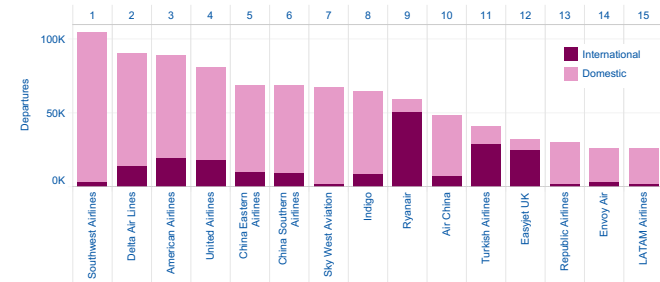
Top 10 Airports by Departure (Total)



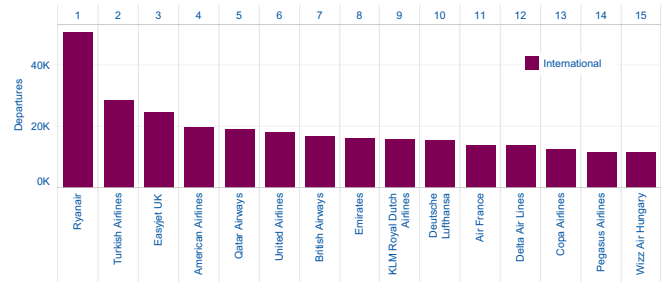
Top 10 Airports by Departure (INT)



Top 15 Airlines by Departure (Total)



Top 15 Airlines by Departure (INT)



Others

- Actual RPK and FTK data will replace the estimate after a lag of 2 months.
- Route groups are defined by the ICAO Aviation Data and Analysis Panel (ADAP) and used for the ICAO Long-Term Traffic Forecasts (40 international and 10 domestic route groups).
- For further information and customization needs, contact the Aviation Data and Analysis section at ada@icao.int

(*) Used acronyms:

- ASK: Available Seat Kilometres
- RPK: Revenue Passenger Kilometres
- AFTK: Available Freighter Tonne Kilometres
- FTK: Freighter Tonne Kilometres
- INT: International
- FIR: Flight Information Region

Regional analysis of traffic trends

Africa

- ASK (total services) saw a 8.7% increase in January 2026, compared to January 2025.
- ASK (international services) saw a 8.7% increase in January 2026, compared to January 2025.

Asia/Pacific

- ASK (total services) saw a 2% increase in January 2026, compared to January 2025.
- ASK (international services) saw a 5.1% increase in January 2026, compared to January 2025.

Europe

- ASK (total services) saw a 5.5% increase in January 2026, compared to January 2025.
- ASK (international services) saw a 6.3% increase in January 2026, compared to January 2025.

Latin America/Caribbean

- ASK (total services) saw a 5.4% increase in January 2026, compared to January 2025.
- ASK (international services) saw a 5.9% increase in January 2026, compared to January 2025.

Middle East

- ASK (total services) saw a 9.1% increase in January 2026, compared to January 2025.
- ASK (international services) saw a 9.5% increase in January 2026, compared to January 2025.

North America

- ASK (total services) saw a 2% increase in January 2026, compared to January 2025.
- ASK (international services) saw a 3.1% increase in January 2026, compared to January 2025.