



**Cuestión 4 del
Orden del Día:**

Intercambio de Información OPMET

(Presentada por Brasil)

RESUMEN

Esta Nota de Estudio presenta una comparación entre la disponibilidad de los mensajes en el Banco de Datos Internacional de Brasilia.

Referencias

- FASID CAR/SAM; Tablas FASID MET 2A y MET 2B
- Catálogo de Datos Internacionales OPMET Disponibles en el Banco de Datos OPMET de Brasilia

1. Introducción

1.1 Durante los controles operacionales, realizados en el Banco OPMET en los años de 2009 a 2011, se ha observado una gran cantidad de ausencias de mensajes OPMET en el Banco de Brasilia y consecuente perjuicio de las operaciones aéreas.

2. Consideraciones Generales

2.1 Con el fin de identificar las deficiencias relacionadas con la disponibilidad de las informaciones en el Banco OPMET de Brasilia, Brasil ha llevado a cabo un estudio comparativo de las disponibilidades de mensajes OPMET en los períodos contenidos en el **Apéndice A**.

2.2 En el **Apéndice B** se presenta una tabla y gráficos con el estudio comparativo de las disponibilidades de los METAR.

2.3 En el **Apéndice C** se presenta una tabla con el estudio comparativo de la disponibilidad de los TAF.

3. Acción Sugerida a la Reunión

3.1 Se le invita al Subgrupo a:

- a) tomar nota de la información contenida en este documento;
- b) tomar las medidas adecuadas en los servicios meteorológicos para asegurar la calidad de la información OPMET a la navegación aérea internacional; y
- c) mantener los controles coordinados COM / MET de datos para controles OPMET en las Regiones CAR/SAM en el período del 10 al 16 junio de cada año.

APÉNDICE A

**Períodos del estudio comparativo de los resultados de las disponibilidades de mensajes
OPMET en el Banco OPMET de Brasilia.**

- 10 al 16 de marzo de 2009
- 10 al 16 de junio de 2009
- 10 al 16 de septiembre de 2009
- 10 al 16 de noviembre de 2009
- 10 al 16 de marzo de 2010
- 10 al 16 de junio de 2010
- 10 al 16 de septiembre de 2010
- 10 al 16 de marzo de 2011
- 10 al 16 de junio de 2011
- 15 al 21 de septiembre de 2011

Tabla con la disponibilidad de METAR en el Banco OPMET de Brasilia

Local	Horario de Func.	Prev.	2009				2010			2011		
			Mar	Jun	Sep	Nov	Mar	Jun	Sep	Mar	Jun	Sep
Región SAM												
Argentina												
SAAR	H-24	168	160	158	154	152	152	155	164	166	148	164
SABE	H-24	168	126	153	160	152	159	161	164	167	160	163
SACO	H-24	168	163	168	163	164	157	164	168	166	165	168
SADD	0900/0000	112	0	0	0	0	0	0	0	0	0	0
SADF	H-24	168	0	159	148	140	143	143	164	142	151	156
SAEZ	H-24	168	160	153	167	163	161	164	167	167	165	168
SAME	H-24	168	159	164	161	163	158	163	168	167	164	166
SANT	H-24	168	159	164	160	81	154	158	168	165	163	158
SAOC	H-24	168				146	132	151	147	131	132	123
SARC	H-24	168				153	153	163	165	164	150	156
SARE	H-24	168	162	166	167	163	151	163	168	167	158	166
SARF	H-24	168	163	167	166	164	166	164	167	166	164	122
SARI	H-24	168	162	167	168	163	158	164	167	167	165	167
SARL	H-24	168				88	90	103	94	103	103	105
SARP	H-24	168	163	167	167	136	152	159	164	165	158	164
SASA	H-24	168	149	166	167	165	159	161	164	150	147	160
SASJ	H-24	168	160	168	140	147	158	163	131	136	126	152
SAVC	H-24	168	161	168	159	164	159	163	164	167	164	166
SAWE	0900/2300	105	79	85	89	28	85	91	92	68	58	74
SAWG	H-24	168	162	167	155	162	156	163	166	163	166	162
SAWH	H-24	168	153	157	150	154	128	140	121	122	117	112
SAZM	H-24	168	159	152	152	124	137	162	158	140	131	159
SAZN	H-24	168	139	153	141	106	101	137	149	151	56	145
SAZS	H-24	168	109	152	138	144	153	162	165	156	80	164
Bolivia												
SLCB	H-24	168	164	164	164	164	163	165	166	166	165	166
SLCO	H-24	168	92	91	101	99	88	90	91	94	89	93
SLET	1000/0000	105	97	96	98	95	95	98	98	97	95	96
SLLP	H-24	168	165	166	168	164	163	165	166	167	165	166
SLPO	H-24	168				0	0	0	0	0	0	52
SLPS	1100/2200	84	82	83	84	82	81	83	83	83	82	83
SLSA	H-24	168				0	0	0	0	0	0	76
SLSI	H-24	168				0	0	0	0	0	0	75
SLSU	H-24	168	97	96	98	95	95	98	97	97	96	97
SLTJ	1000/2300	98	96	97	97	96	94	98	98	97	96	97
SLTR	0900/2300	105	102	103	105	103	102	102	105	104	103	103
SLVM	H-24	168				0	0	0	0	0	0	60
SLVR	H-24	168	165	166	168	164	163	165	165	167	165	166
SLYA	H-24	168	0	0	0	0	0	0	0	0	0	76
Chile												
SCAR	H-24	168	165	168	166	162	154	160	166	166	160	159
SCAT	H-24	168								165	166	159
SCBA	H-24	168	165	94	165	163	153	160	153	163	132	148
SCCF	HR*	112	109	114	111	111	109	112	113	116	109	105
SCCI	H-24	168	164	166	166	162	151	159	166	162	160	161
SCDA	H-24	168	166	168	166	161	153	161	167	161	161	160
SCEL	H-24	168	165	168	167	164	153	163	167	166	161	163
SCFA	H-24	168	166	168	167	164	153	162	166	165	161	160
SCIE	H-24	168	166	168	165	164	151	163	167	166	161	161
SCIP	1200/0300	112	109	108	111	110	110	111	112	109	107	108

Local	Horario de Func.	Prev.	2009				2010			2011		
			Mar	Jun	Sep	Nov	Mar	Jun	Sep	Mar	Jun	Sep
Región SAM												
SCJO	IVNO 1230/0015; VRNO 1130/2315	84	79	70	76	70	76	75	80	78	74	74
SCNT	H-24	168			161	48	44	43	45	59	43	32
SCSE	H-24	168	164	166	167	163	148	155	166	166	161	159
SCTC	H-24	168	166	165	0	163	154	161	167	164	158	162
SCTE	H-24	168	166	168	163	162	152	162	166	164	161	161
* - IVNO: MON-FRI 1100/0315, SAT 1100/2315, SUN 1300/0315. VRNO: MON-FRI 1000/0215, SAT 1000/2215, SUN 1200/0215												
Colombia												
SKBG	1100/0400	126	122	122	95	120	126	125	0	124	124	124
SKBO	H-24	168	160	161	141	158	154	160	0	149	161	167
SKBQ	H-24	168	156	162	135	158	162	160	0	159	155	164
SKCC	1000/0000	105	87	84	71	88	90	89	0	84	89	91
SKCG	H-24	168	165	159	126	162	159	153	0	154	148	165
SKCL	H-24	168	156	153	132	153	162	163	0	153	153	166
SKLT	1100/2300	84	90	86	88	89	90	89	0	84	73	89
SKMD	H-24	168				0	0	0	0	0	0	62
SKPE	1100/0300	119	114	108	85	115	113	112	0	111	115	118
SKRG	H-24	168	165	160	133	161	157	161	0	152	160	167
SKSM	H-24	168				0	0	0	0	0	0	69
SKSP	1100/0500	133	125	126	100	128	124	124	0	124	123	127
Ecuador												
SEGU	H-24	168	163	164	159	161	163	167	153	162	139	141
SELT	1100/0500	133	132	127	127	124	125	130	129	125	71	96
SEMT	H-24	168	147	157	152	148	156	153	162	158	141	147
SEQU	H-24	168	165	163	163	160	162	164	164	159	140	149
Guayana												
SYCJ	H-24	168	132	0	57	23	84	98	165	158	1	141
Guayana Francesa												
SOCA	H-24	168	34	162	161	160	163	165	166	34	163	161
Inglaterra												
EGYP	H-24	168			0	0	1	0	0	0	0	0
Panamá												
MPBO	1100/2300	91	0	68	70	64	76	59	66	82	65	46
MPCH	1100/2300	91	0	71	76	65	78	80	85	81	79	83
MPDA	1100/2300	91	0	67	66	56	68	73	82	77	75	80
MPMG	1100/0100	105	0	80	88	79	94	93	96	99	98	97
MPTO	H-24	168	0	134	147	150	154	159	158	162	156	161
Paraguay												
SGAS	H-24	168	165	166	166	164	166	167	157	160	163	168
SGES	0900/0000	112	136	129	135	131	131	134	124	136	135	139
Perú												
SPCL	1200/0600	133	1	0	2	0	5	2	0	2	0	0
SPGM	1300/2100	63	2	2	0	0	0	0	0	0	0	1
SPHI	H-24	168	166	167	167	158	166	168	167	167	167	167
SPHO	1000/2300	98	98	96	98	95	97	96	98	97	98	97

Local	Horario de Func.	Prev.	2009				2010			2011		
			Mar	Jun	Sep	Nov	Mar	Jun	Sep	Mar	Jun	Sep
SPHY	1000/1800	63	62	63	63	63	62	63	56	63	63	61
SPIM	H-24	168	168	167	168	165	167	168	168	168	167	168
SPJI	1300/2100	63	0	1	0	0	0	0	0	0	1	0
SPJL	1100/0000	98	97	97	97	94	97	97	98	97	98	98
SPJR	1100/2300	91	1	0	1	1	0	0	0	0	0	1
SPLO	1300/2100	63	1	1	0	0	1	1	0	0	0	0
SPME	1200/2400	110	118	117	119	115	119	118	116	115	118	116
SPMS	1300/2100	63	0	0	0	0	0	0	0	0	0	0
SPQT	H-24	168	167	166	167	164	164	168	168	168	167	168
SPQU	H-24	168	168	167	168	164	166	168	168	168	167	165
SPRU	H-24	168	167	167	167	163	163	165	166	166	166	166
SPSO	H-24	168	168	167	167	159	166	168	167	168	167	168
SPST	1100/0300	119	3	2	1	0	0	1	0	0	1	5
SPTN	H-24	168	167	167	168	164	164	168	167	165	167	166
SPTU	1100/2300	91	90	90	90	88	91	91	91	90	90	91
SPYL	1300/2100	63	53	62	58	51	54	54	54	56	53	52
SPZO	H-24	168	168	167	168	161	163	168	168	166	167	168
Surinam												
SMJP	H-24	168	168	144	127	96	115	137	122	125	121	156
SMNI	H-24	168	168	102	12	0	0	0	0	0	0	0
SMZO	0900/0000	112	112	102	0	0	0	0	0	0	59	84
Uruguay												
SUAA	0700/2200	112	91	81	83	83	86	76	85	90	80	90
SUCA	1200/2300	84	91	6	37	44	22	87	91	82	82	89
SUDU	H-24	168				77	61	67	80	78	71	74
SULS	1000/0300	126	168	160	154	142	24	119	156	153	152	160
SUMU	H-24	168	168	167	166	161	164	158	165	164	163	166
SURV	1000/2200	91	91	0	0	0	0	1	3	0	0	26
SUSO	1000/2200	91	91	0	3	16	5	30	17	71	76	74
Venezuela												
SVAC	H-24	168	79	81	90	83	69	52	58	42	67	102
SVBC	H-24	168	140	161	159	148	155	149	154	54	147	131
SVBI	H-24	168	60	82	69	67	38	31	31	55	54	88
SVBM	1000/0400	133	108	129	127	130	129	128	126	127	129	127
SVCB	H-24	168	66	73	86	93	80	72	79	40	34	113
SVCL	H-24	168	42	40	83	84	49	8	39	63	0	72
SVCR	H-24	168	80	91	86	91	74	66	73	72	73	98
SVCU	H-24	168	1	49	62	42	13	0	0	0	0	75
SVFM	H-24	168	12	14	1	0	0	0	0	0	0	0
SVGI	H-24	168	7	35	32	30	3	0	0	0	0	58
SVGU	H-24	168	55	81	78	66	39	18	44	17	30	92
SVHG	H-24	168	0	0	0	0	0	0	0	0	0	0
SVJC	1000/2200	91	78	76	80	81	78	76	79	75	72	77
SVJM	H-24	168	13	52	56	48	14	0	0	0	0	42
SVMC	H-24	168	92	91	91	94	94	88	91	91	94	97
SVMD	H-24	168	70	87	90	80	59	55	49	65	54	98
SVMG	H-24	168	161	163	163	158	150	141	157	99	152	158
SVMI	H-24	168	164	167	166	163	167	163	165	164	157	166
SVMT	1000/0400	133	43	70	64	46	16	0	1	0	0	36
SVPA	H-24	168	26	35	67	90	54	47	51	59	35	66

Local	Horario de Func.	Prev	2009				2010			2011		
			Mar	Jun	Sep	Nov	Mar	Jun	Sep	Mar	Jun	Sep
Venezuela												
SVSA	H-24	168	75	85	85	86	80	40	76	77	58	89
SVSO	H-24	168	11	16	8	5	3	3	2	12	22	75
SVSR	H-24	168	81	70	80	91	48	24	51	48	67	59
SVTM	H-24	168	0	0	0	0	0	0	0	0	0	0
SVVA	1000/0200	119	80	90	86	88	85	79	78	79	78	87
SVVP	H-24	168	25	3	62	77	36	35	53	54	49	5
Región CAR												
Anguila												
TQPF	1100/2200	84	41	64	0	61	62	38	61	30	59	66
Antigua y Barbuda												
TAPA	H-24	168	153	155	151	155	152	111	167	163	130	162
Antillas Francesas												
TFFF	H-24	168	168	167	162	160	167	166	165	167	150	168
TFFR	H-24	168	161	167	149	164	164	163	162	55	141	167
Antillas Holandesas												
TNCB	1100/0100	105	51	96	96	95	95	72	99	95	91	69
TNCC	H-24	168	148	156	159	157	153	117	161	163	143	159
TNCE	1200/2100	70	59	64	61	56	56	47	65	43	51	61
TNCM	H-24	168	145	157	145	148	151	112	163	161	142	158
Aruba												
TNCA	H-24	168	137	149	145	145	134	105	157	149	3	145
Barbados												
TBPB	H-24	168	151	154	157	157	145	92	152	138	116	145
Belice												
MZBZ	H-24	168	90	87	94	98	104	101	107	103	103	106
Costa Rica												
MRLB	1300/2300	77	94	88	88	96	102	103	94	103	92	100
MRLM	1200/0000	91	85	73	84	78	89	84	83	87	80	83
MROC	H-24	168	167	151	161	158	163	164	167	168	162	166
MRPV	1200/0000	91	82	73	82	80	84	84	82	83	79	89
MRSJ	1200/0000	91	0	0	0	0	0	0	0	0	0	0
Cuba												
MUBA	1000/2100	84	0	0	0	0	0	0	0	0	0	0
MUBY	1000/2200	91	0	0	0	0	0	0	0	0	0	0
MUCA	1100/2300	91	0	0	0	0	0	0	0	0	0	0
MUCC	H-24	168	163	158	158	159	159	162	166	161	162	161
MUCL	1100/2300	91	86	82	84	83	86	64	85	85	84	85
MUCM	H-24	168	164	164	159	162	160	137	167	161	159	162
MUCU	H-24	168	158	159	160	154	161	159	159	163	162	160
MUGM	H-24	168	0	0	0	0	0	0	0	0	0	121
MUGT	0800/2200	105	0	0	0	0	0	0	0	0	0	0
MUHA	H-24	168	161	157	155	158	159	155	167	163	164	164
MUHG	H-24	168	162	165	154	159	163	158	150	164	164	149
MUMO	1100/2200	84	0	0	0	0	0	0	0	0	0	0
MUMZ	1000/2200	91	55	61	19	17	15	33	35	38	44	36
MUVR	H-24	168	166	164	163	162	163	159	164	159	165	164

Local	Horario de Func.	Prev	2009				2010			2011		
			Mar	Jun	Sep	Nov	Mar	Jun	Sep	Mar	Jun	Sep
MMSP	1300/0100	91	1	3	0	4	1	0	89	88	87	89
MMTC	1300/0300	105	103	98	100	100	99	101	101	101	83	102
MMTG	H-24	168			90	86	88	90	88	91	89	91
MMTJ	1400/0700	126	122	123	120	120	118	123	123	124	122	121
MMTM	H-24	168	127	120	125	120	124	125	122	121	124	126
MMTO	H-24	168	164	163	163	158	163	157	165	166	162	161
MMTP	1300/0000	84	82	83	84	78	83	81	83	83	84	84
MMUN	1400/0200	91	91	89	90	86	90	90	91	91	90	91
MMVA	1200/0300	112	107	110	108	106	108	110	107	112	110	109
MMVR	1300/0100	91	90	91	91	87	90	91	90	90	91	91
MMZC	1300/0100	91	4	3	0	1	0	0	83	81	82	87
MMZH	1300/0300	105	97	90	88	93	98	91	89	94	91	90
MMZO	1300/0100	91	4	3	0	2	3	1	82	82	82	76
Montserrat												
TRPG	1000/2200	91	0	0	0	0	0	86	85	31	87	-1
TRPM	1000/2300	98	0	0	0	0	0	0	0	0	0	0
Nicaragua												
MNMG	H-24	168	167	159	156	157	62	157	159	165	154	162
MNPC	H-24	168	63	59	155	61	76	57	64	64	65	61
Puerto Rico												
TJBQ	H-24	168	132	82	57	100	85	67	88	103	108	128
TJFA	H-24	168	0	0	0	0	0	0	0	0	0	0
TJMZ	H-24	168	40	38	43	34	54	27	41	39	26	36
TJNR	H-24	168	0	0	0	0	0	0	157	0	127	153
TJPS	0800/1700	70	0	24	44	48	37	30	43	46	10	32
TJSJ	H-24	168	152	153	156	155	159	109	167	168	129	167
TJVQ	H-24	168	0	0	0	0	0	0	0	0	0	0
República Dominicana												
MDBH	1200/0000	91	87	90	85	86	84	86	90	87	87	84
MDHE	1200/0000	91	0	0	0	0	0	0	0	0	0	0
MDLR	H-24	168	89	91	89	84	87	88	90	87	91	89
MDPC	1200/0000	91	90	89	91	86	90	88	91	89	91	91
MDPP	1200/0000	91	90	91	91	87	90	89	91	89	91	91
MDSB	H-24	168	167	167	162	161	160	162	167	165	159	160
MDST	1200/0000	91	89	91	91	85	90	89	91	89	90	91
San Cristóbal y Nieves												
TKPK	1200/0100	98	0	0	0	0	92	0	0	0	0	0
TKPN	H-24	168	0	0	0	0	87	0	0	0	0	0
Santa Lucía												
TLPC	1000/0000	105	31	60	42	52	0	55	85	84	0	81
TLPL	H-24	168	150	147	134	154	130	105	161	157	118	160
San Vicente y Granadinas												
TVSB	1000/0100	112	0	0	0	0	0	0	0	0	0	0
TVSC	1200/2200	77	0	0	0	0	0	0	0	0	43	32
TVSM	H-24	168	0	0	0	0	0	0	0	0	29	37
TVSU	H-24	168	0	0	0	0	0	0	0	0	0	0
TVSV	1000/0100	112	67	83	86	87	95	98	100	73	83	104
Trinidad y Tobago												
TTCP	1000/0200	119	108	99	99	107	115	112	101	41	101	105
TTTP	H-24	168	167	166	165	163	167	166	168	55	165	165

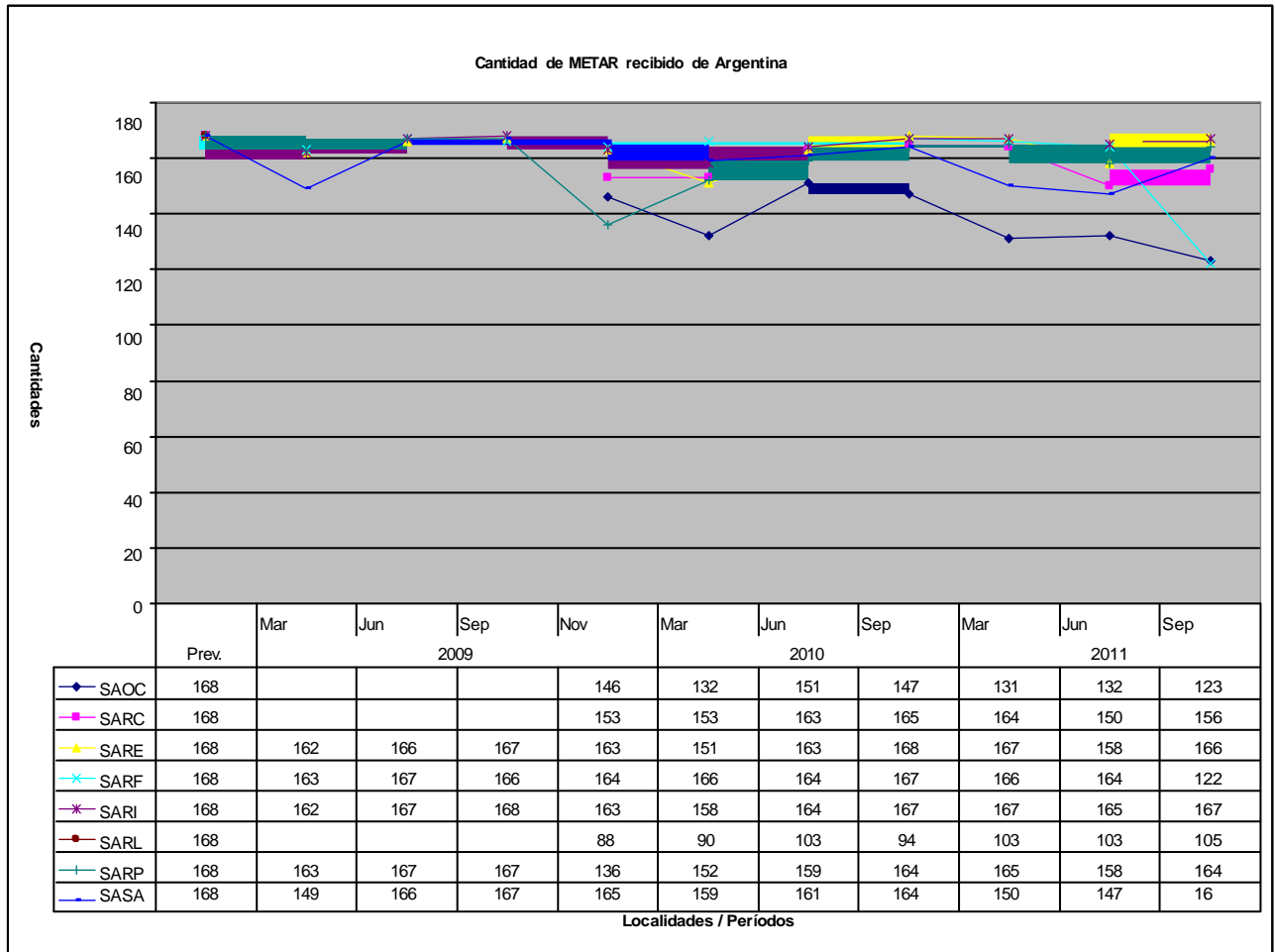
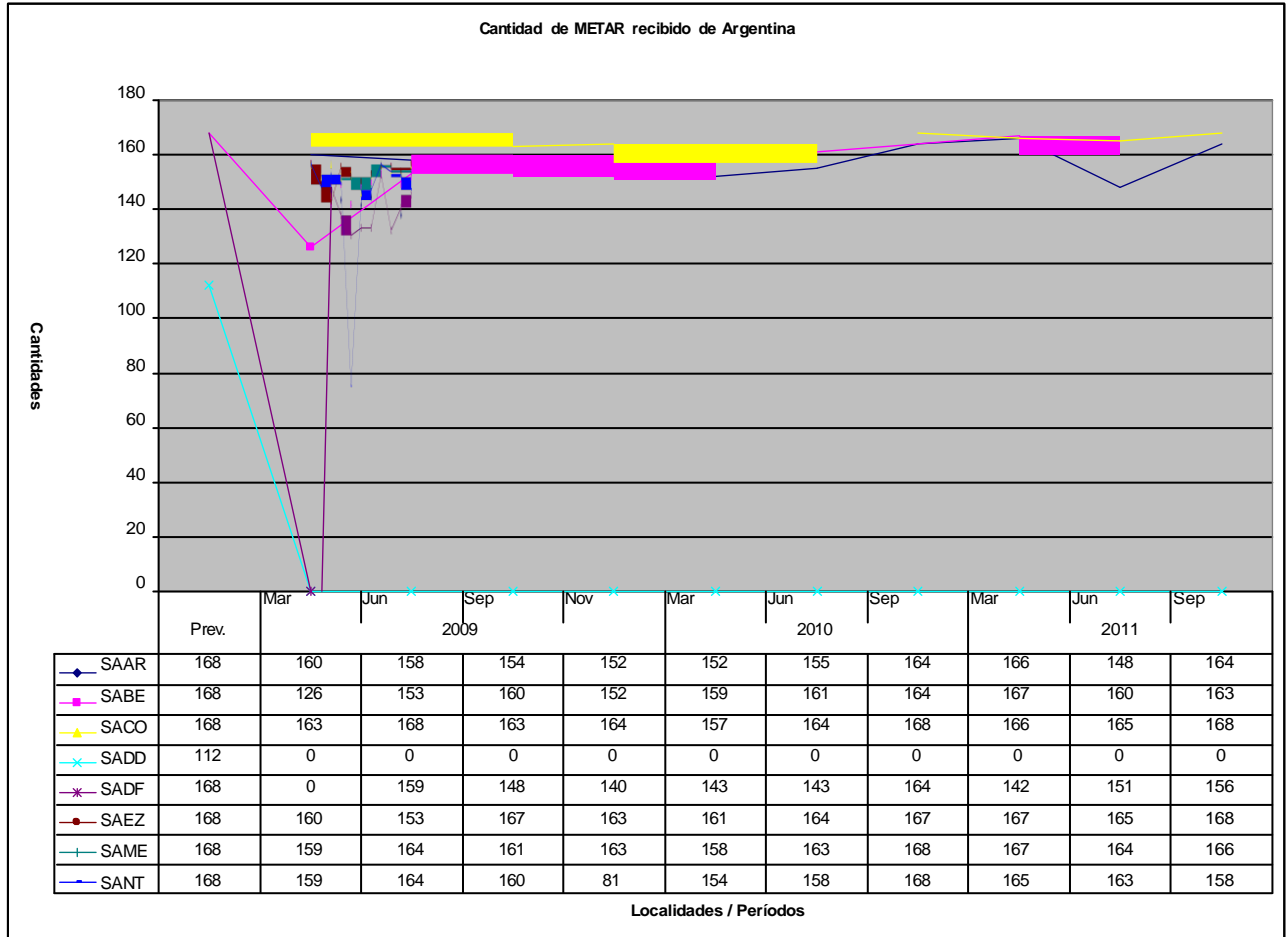
Local	Horario de Func.	Prev	2009				2010			2011		
			Mar	Jun	Sep	Nov	Mar	Jun	Sep	Mar	Jun	Sep
Región NAM												
Canadá												
Región SAM												
CYMX	H-24	168	168	168	165	161	163	165	168	166	166	167
CYOW	H-24	168	168	168	165	161	165	165	168	166	166	167
CYYZ	H-24	168	168	168	165	163	164	165	168	166	166	167
Estados Unidos												
KATL	H-24	168	155	153	157	159	157	109	166	168	116	167
KBWI	H-24	168	153	152	156	159	159	109	166	168	116	166
KDFW	H-24	168	154	153	156	159	159	109	166	168	115	167
KDTW	H-24	168	154	153	156	159	159	109	167	168	116	167
KEWR	H-24	168	154	153	155	159	158	109	166	168	117	167
KFAT	H-24	168	0	0	0	0	0	0	0	0	0	143
KFLL	H-24	168	154	153	156	159	159	109	166	168	116	168
KIAH	H-24	168	154	153	156	159	159	109	166	168	116	167
KIND	H-24	168	154	152	156	159	159	109	166	168	115	164
KJFK	H-24	168	154	151	156	159	159	109	166	168	116	167
KLAS	H-24	168	154	152	156	159	159	109	166	168	116	167
KLAX	H-24	168	154	152	156	157	159	105	166	168	116	167
KMIA	H-24	168	139	147	142	151	123	106	166	168	116	167
KMKE	H-24	168	0	0	0	0	0	0	0	0	0	145
KMSY	H-24	168	101	0	129	120	108	105	166	168	115	167
KONT	H-24	168	100	111	126	86	101	105	166	168	114	167
KORD	H-24	168	100	110	126	80	101	105	166	168	115	167
KORL	H-24	168	0	110	0	0	0	0	0	0	0	13
KPBI	H-24	168	100	0	126	80	101	105	166	168	115	167
KPHL	H-24	168	101	111	126	80	100	104	166	168	115	166
KPHX	H-24	168	100	109	126	80	102	104	166	168	115	167
KSAN	H-24	168	102	111	126	81	101	105	166	168	114	167
KSAT	H-24	168	0	0	0	0	0	0	0	0	0	144
KSFO	H-24	168	100	109	126	80	101	105	166	168	115	167
KTPA	H-24	168	100	110	125	81	101	105	166	168	114	167
KTUS	H-24	168	0	0	0	0	0	0	0	0	0	144
Región NAT												
Bermudas												
TXKF	H-24	168	2	0	0	0	0	0	0	0	1	149
Región AFI												
Sudáfrica												
FABL	H-24	168	164	140	0	152	153	0	166	126	126	120
FACT	H-24	168	164	138	0	157	155	166	165	168	166	158
FADN	H-24	168	165	140	0	159	154	0	0	0	0	0
FAGE	H-24	168	0	0	0	0	0	0	0	0	0	0
FAGG	H-24	168	161	140	0	161	155	165	168	167	165	159
FAJS	H-24	168	165	139	0	160	154	168	168	167	163	161
FAME	H-24	168	0	0	0	0	0	0	0	0	0	0
FAMM	H-24	168	0	140	0	162	154	168	167	163	165	160
FAOB	H-24	168	0	0	0	0	0	0	0	0	0	0
FATC	H-24	168	0	0	0	0	0	0	0	0	0	0
FAUP	H-24	168	165	140	0	162	155	165	168	165	148	156
FAWK	H-24	168	0	0	0	0	0	0	0	0	0	16
Botsuana												
FBSK	H-24	168	2	0	0	0	0	0	70	47	114	156

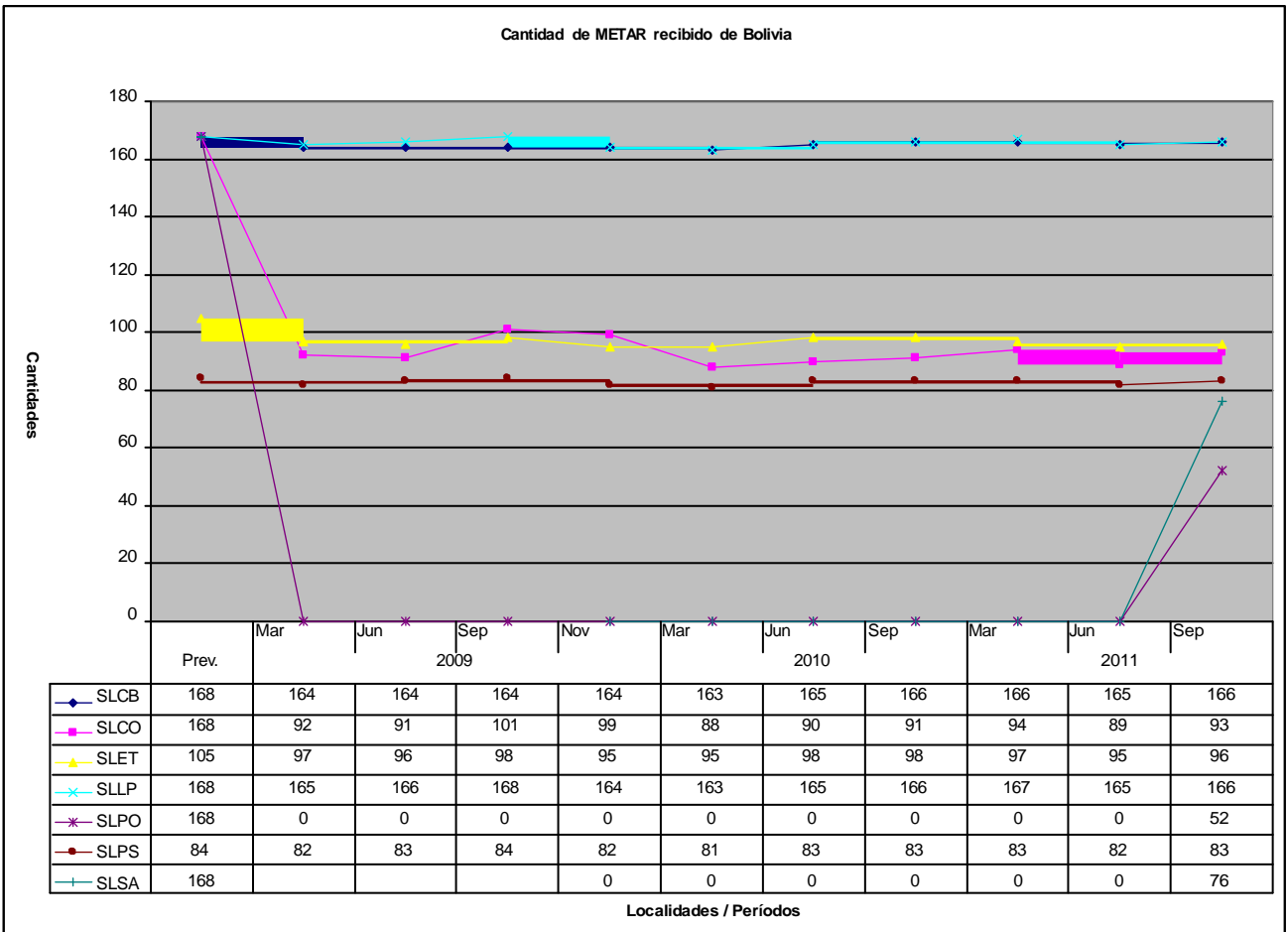
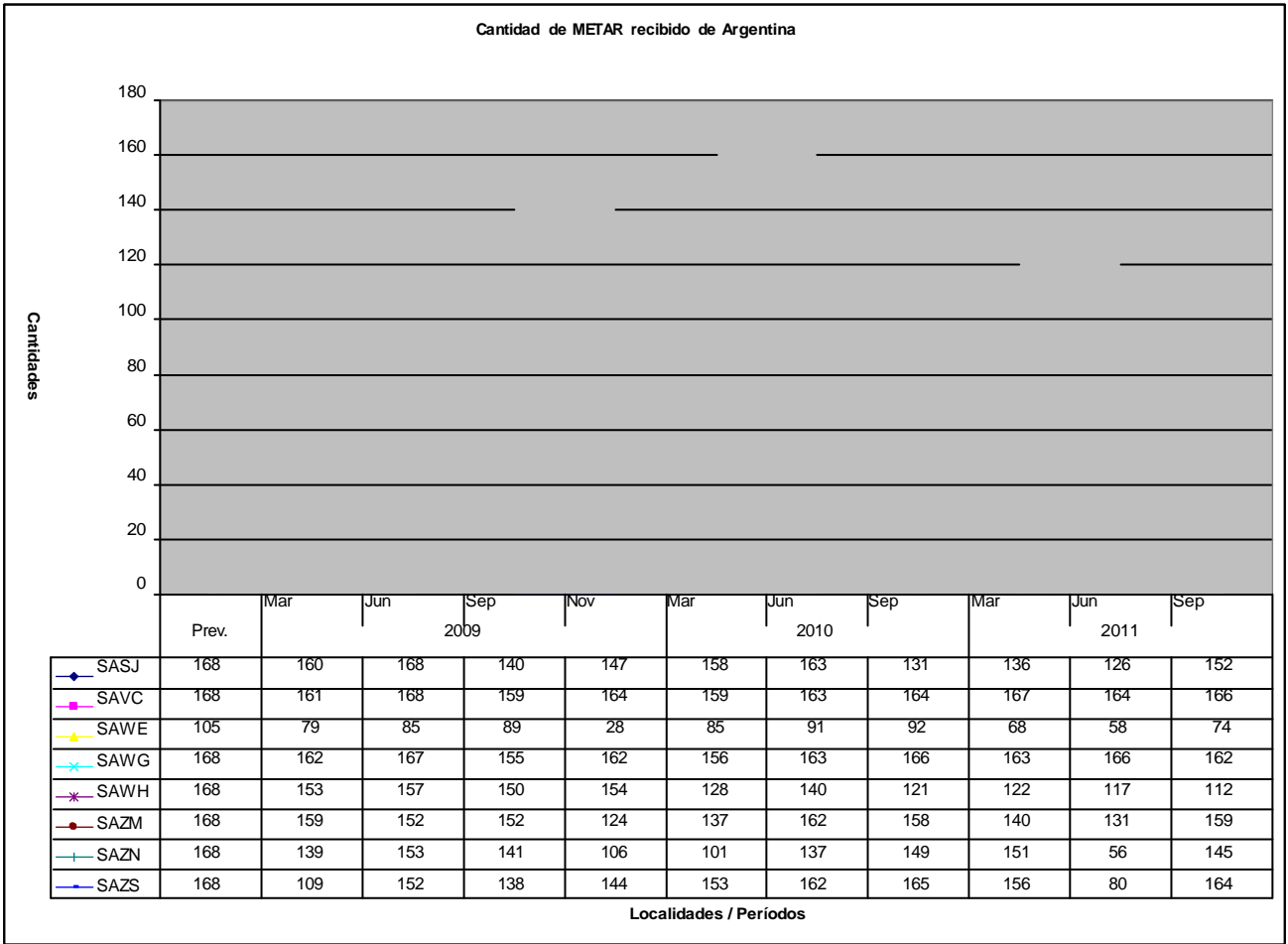
- B9 -

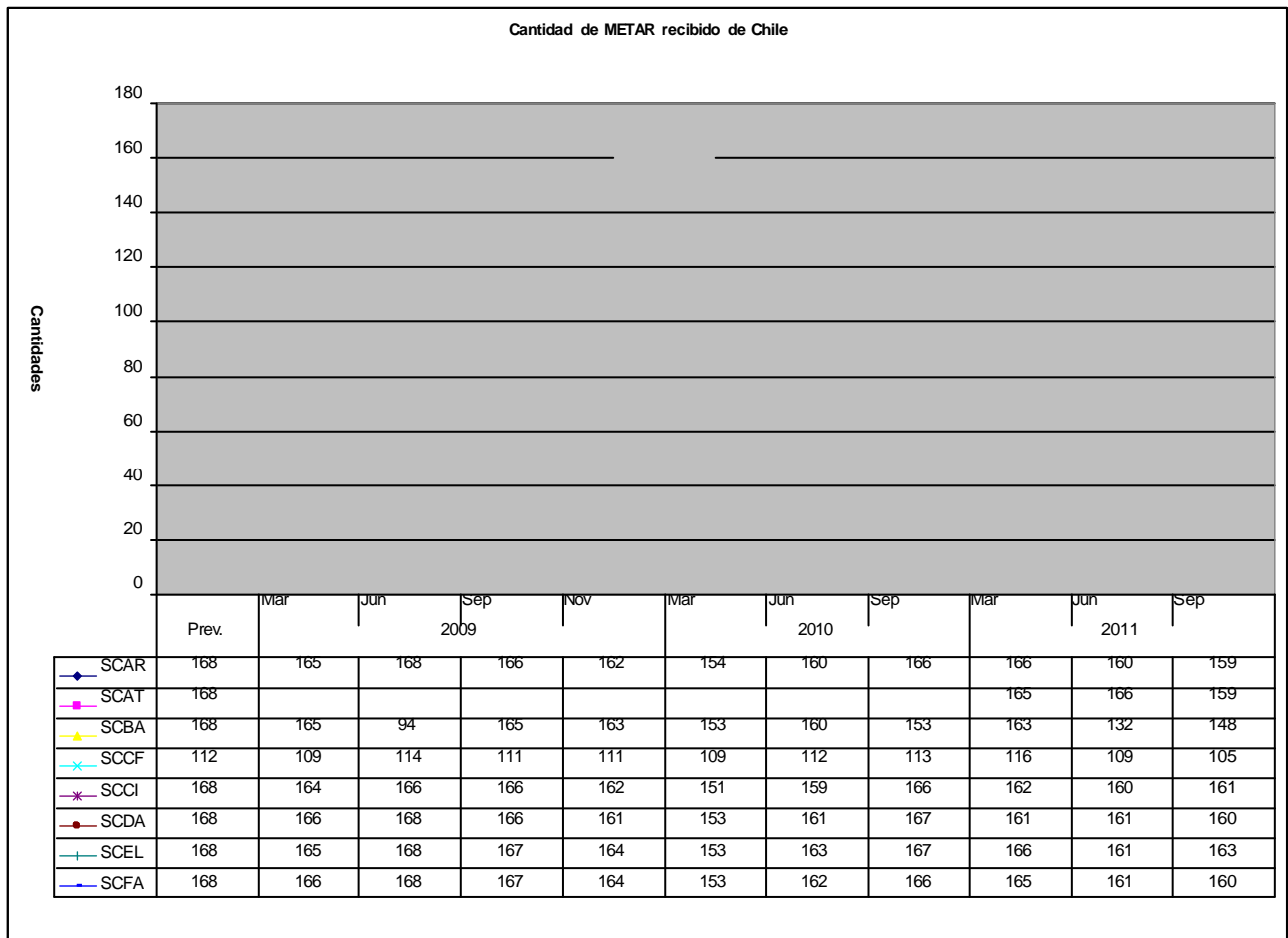
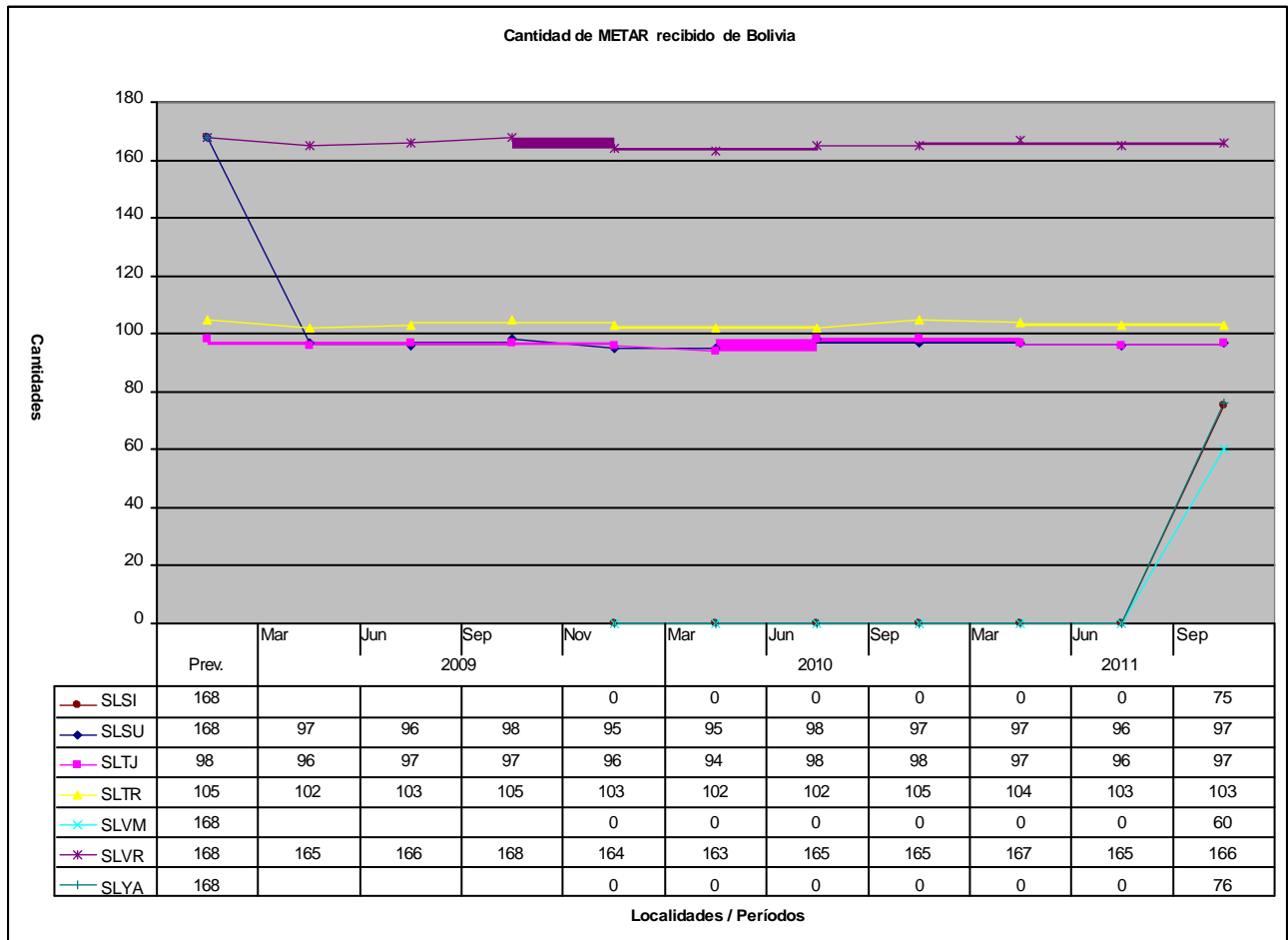
Local	Horario de Func.	Prev	2009				2010			2011		
			Mar	Jun	Sep	Nov	Mar	Jun	Sep	Mar	Jun	Sep
Cabo Verde												
GVAC	H-24	168	156	158	155	159	154	163	160	167	164	163
Costa de Marfil												
DIAP	H-24	168	0	0	0	163	164	167	165	167	154	168
Isla Ascensión												
FHAW	H-24	168	83	88	104	102	100	118	82	88	71	81
Namibia												
FYWH	H-24	168	0	0	0	0	0	0	75	0	0	149
República do Guinea												
GUCY	H-24	168	100	75	87	97	81	62	58	24	20	73
Senegal												
GOOY	H-24	168	0	0	0	163	165	165	166	167	162	159
Sierra Leona												
GFLI	H-24	168	65	0	0	67	68	42	72	37	0	55
Región PAC												
Polinesia Francesa												
NTAA	H-24	168	150	154	155	152	159	129	168	168	144	168
NTTG	H-24	168	0	0	0	0	0	0	0	0	0	0

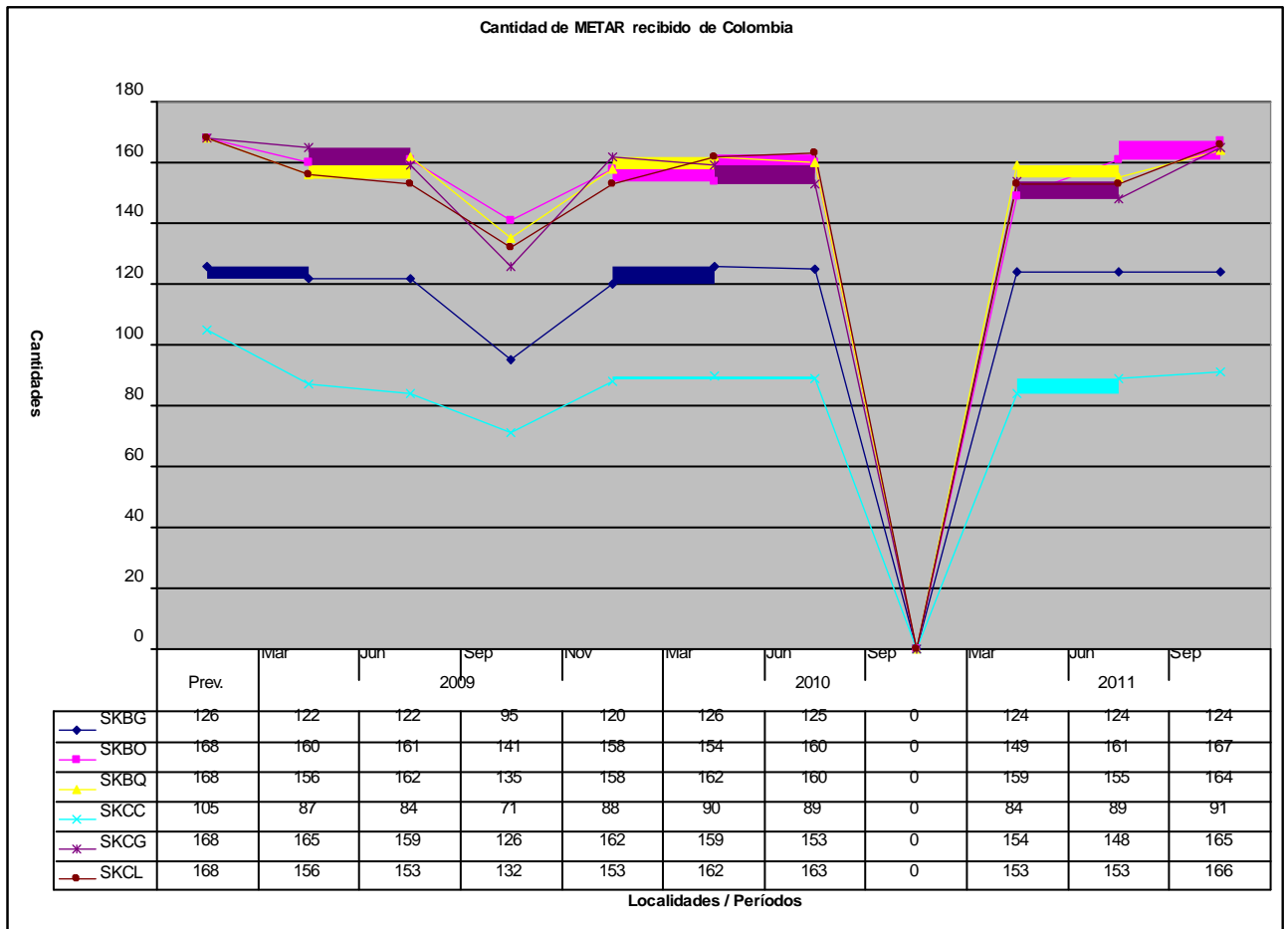
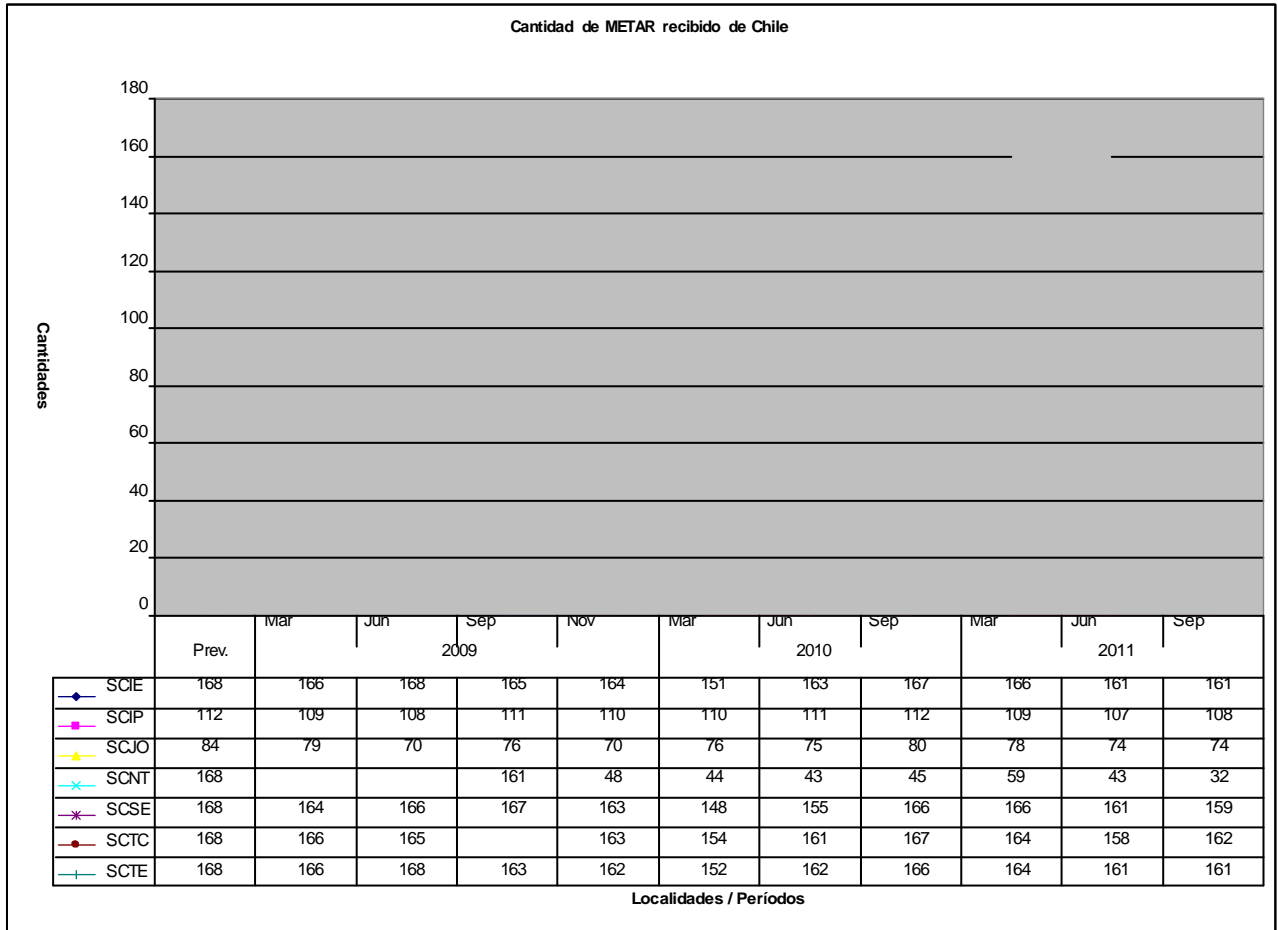
NOTA:

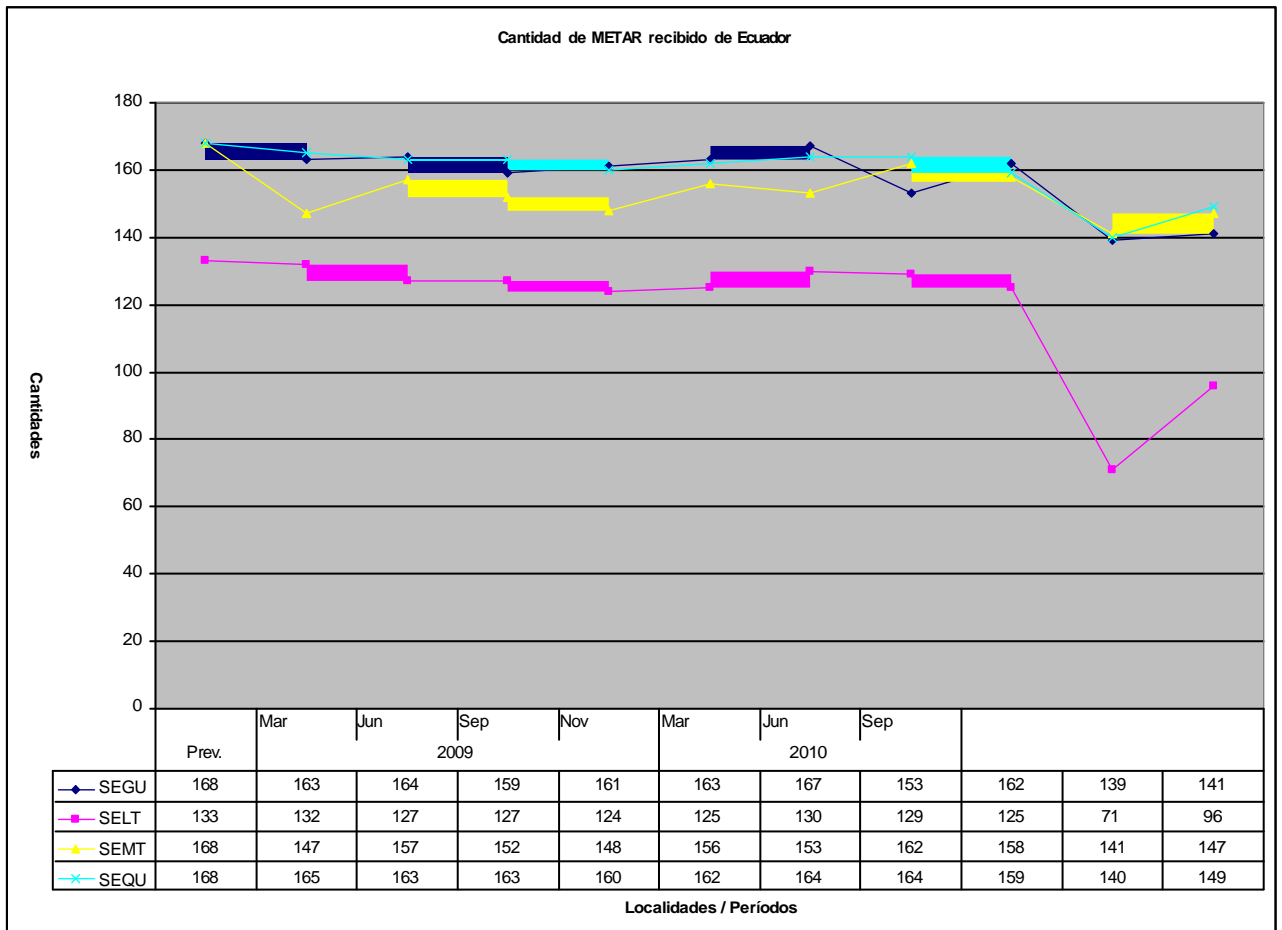
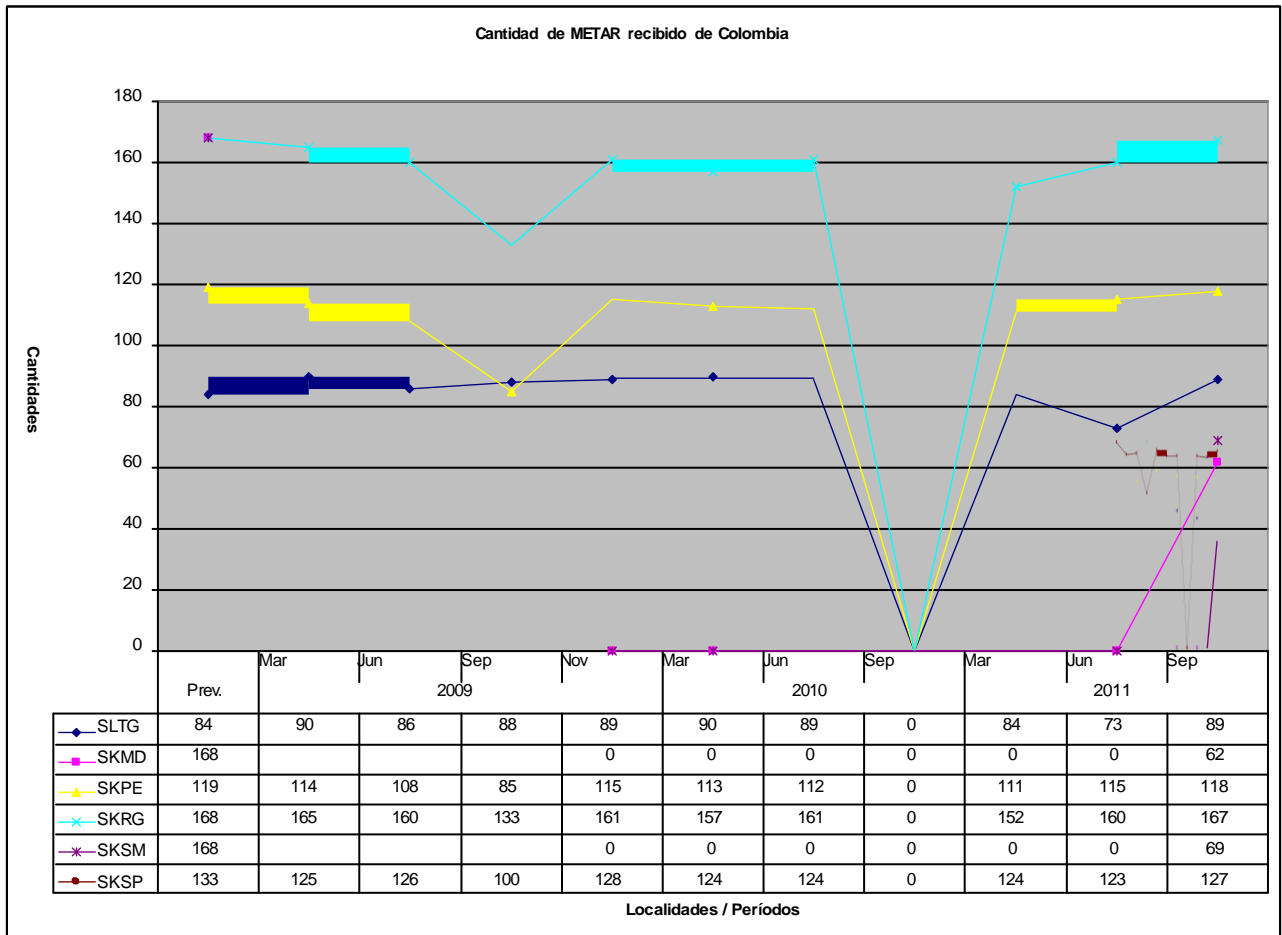
- 1) Las horas de operación han sido informadas por la OACI.
- 2) Las horas de operación en cursiva se obtuvieron en el AIP de los Estados respectivos.
- 3) El intercambio no previsto en este período METAR.

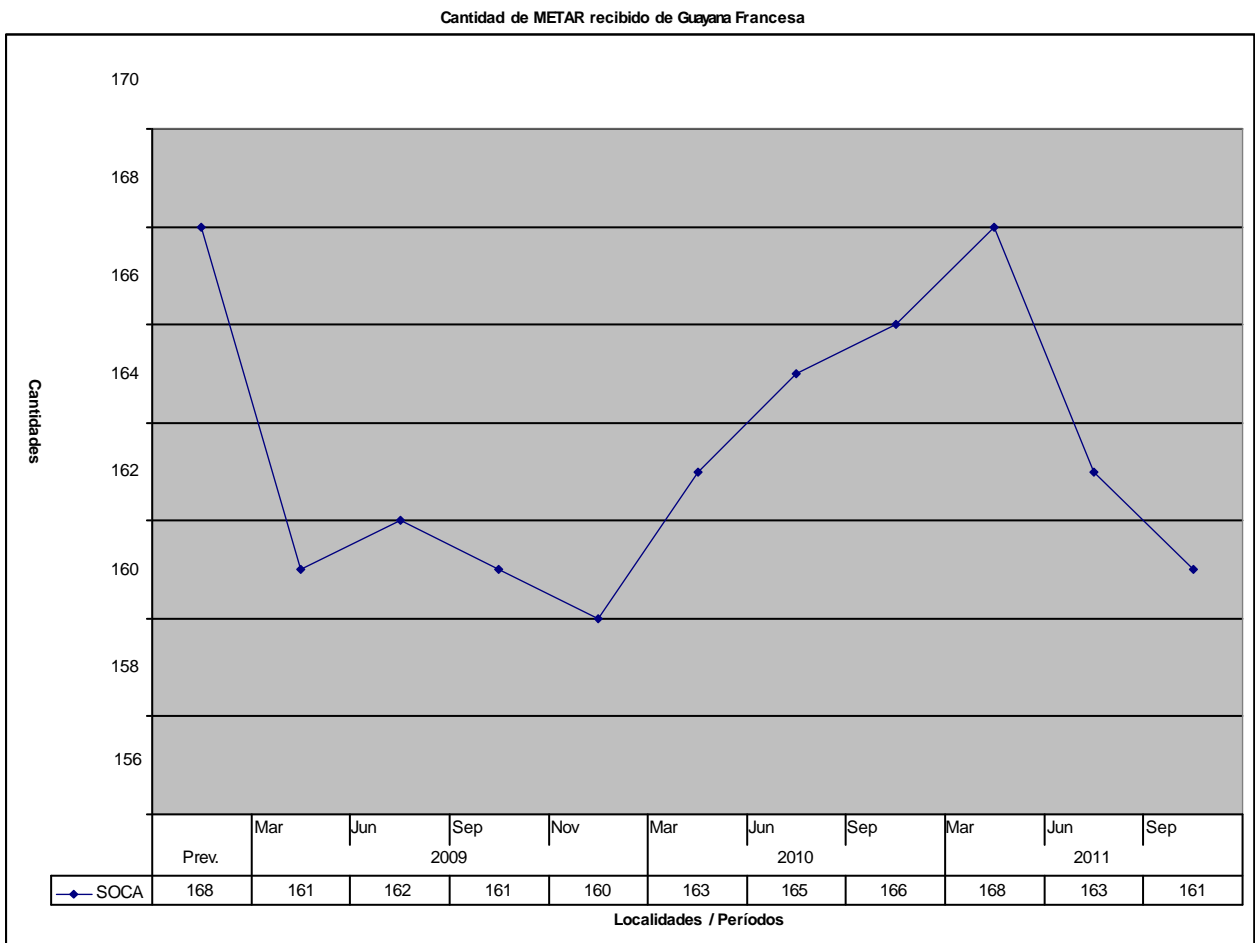
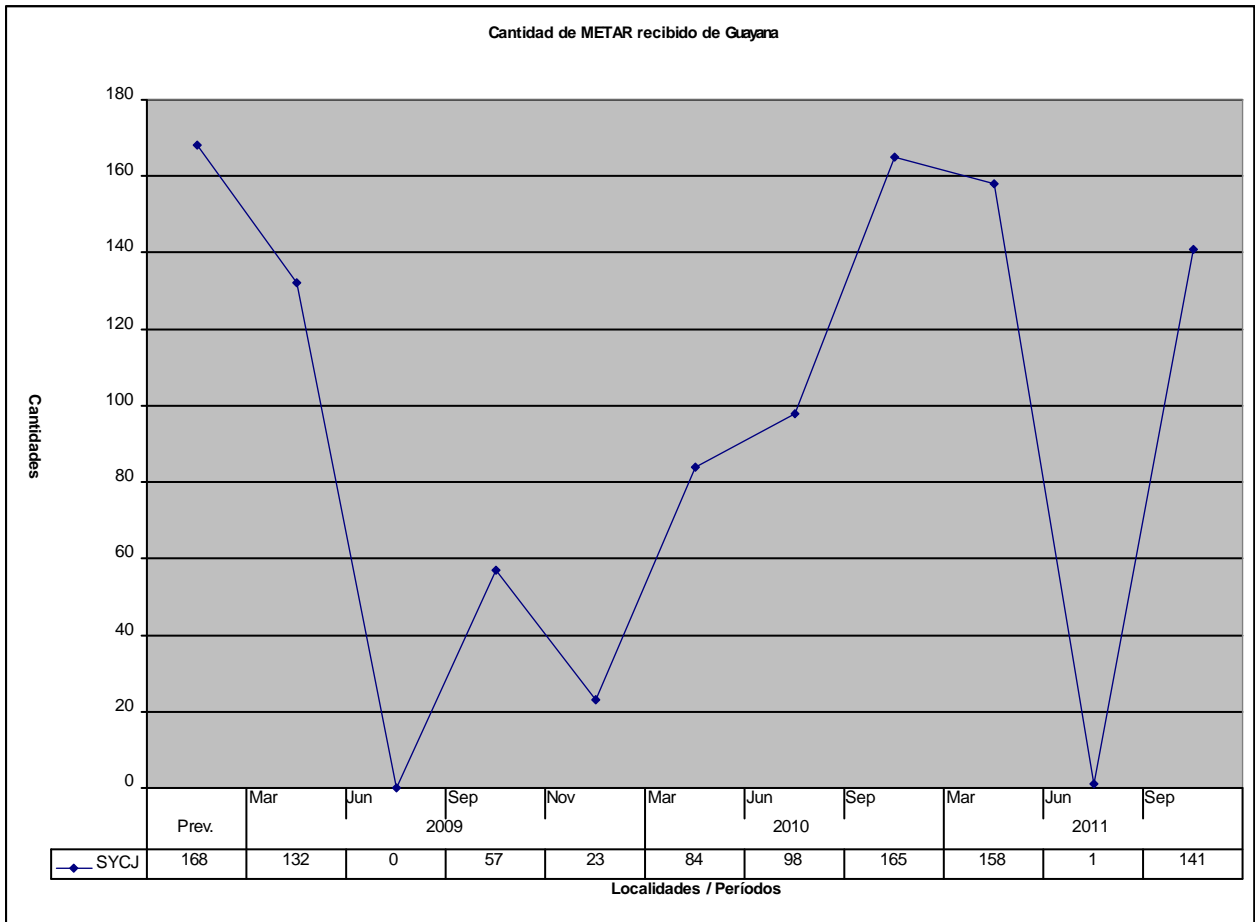


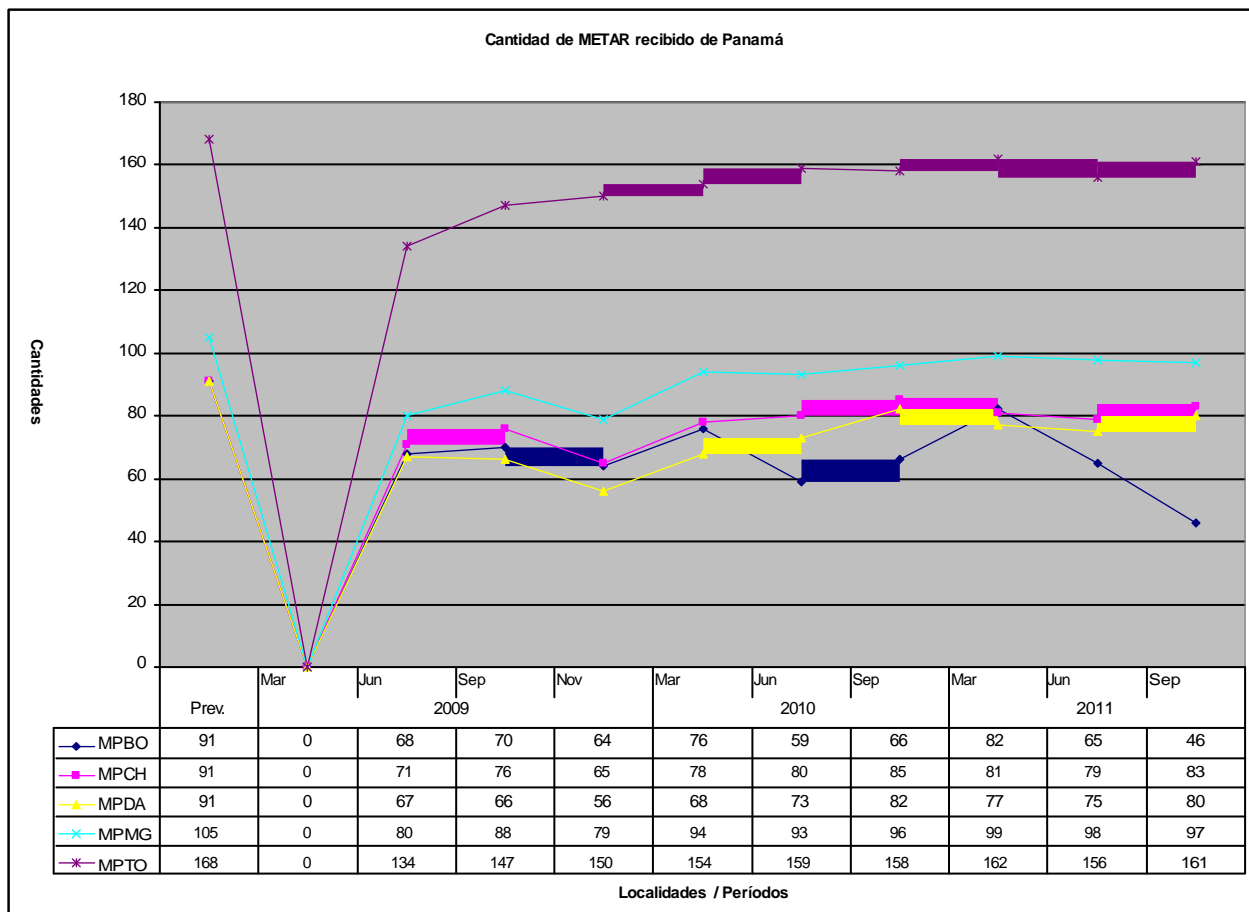
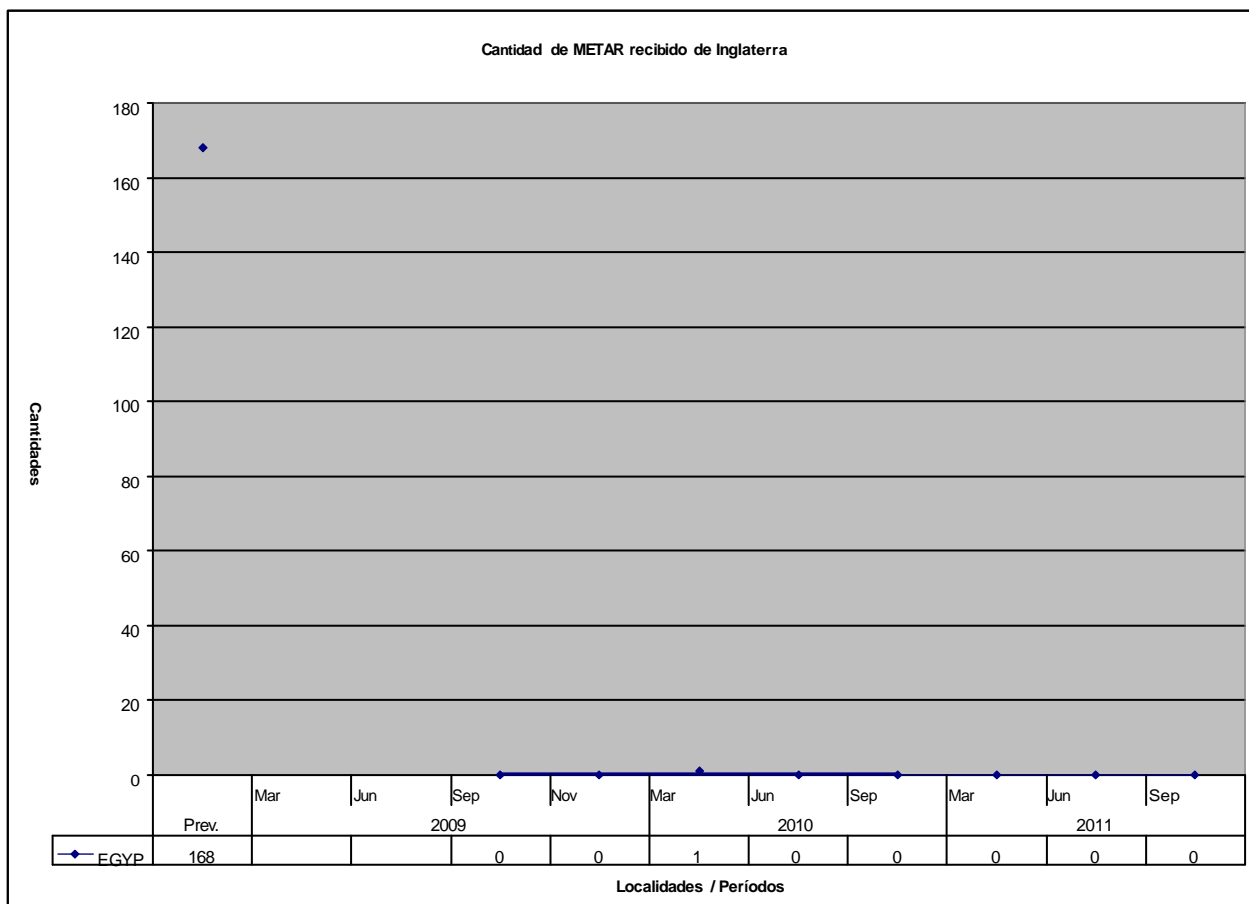


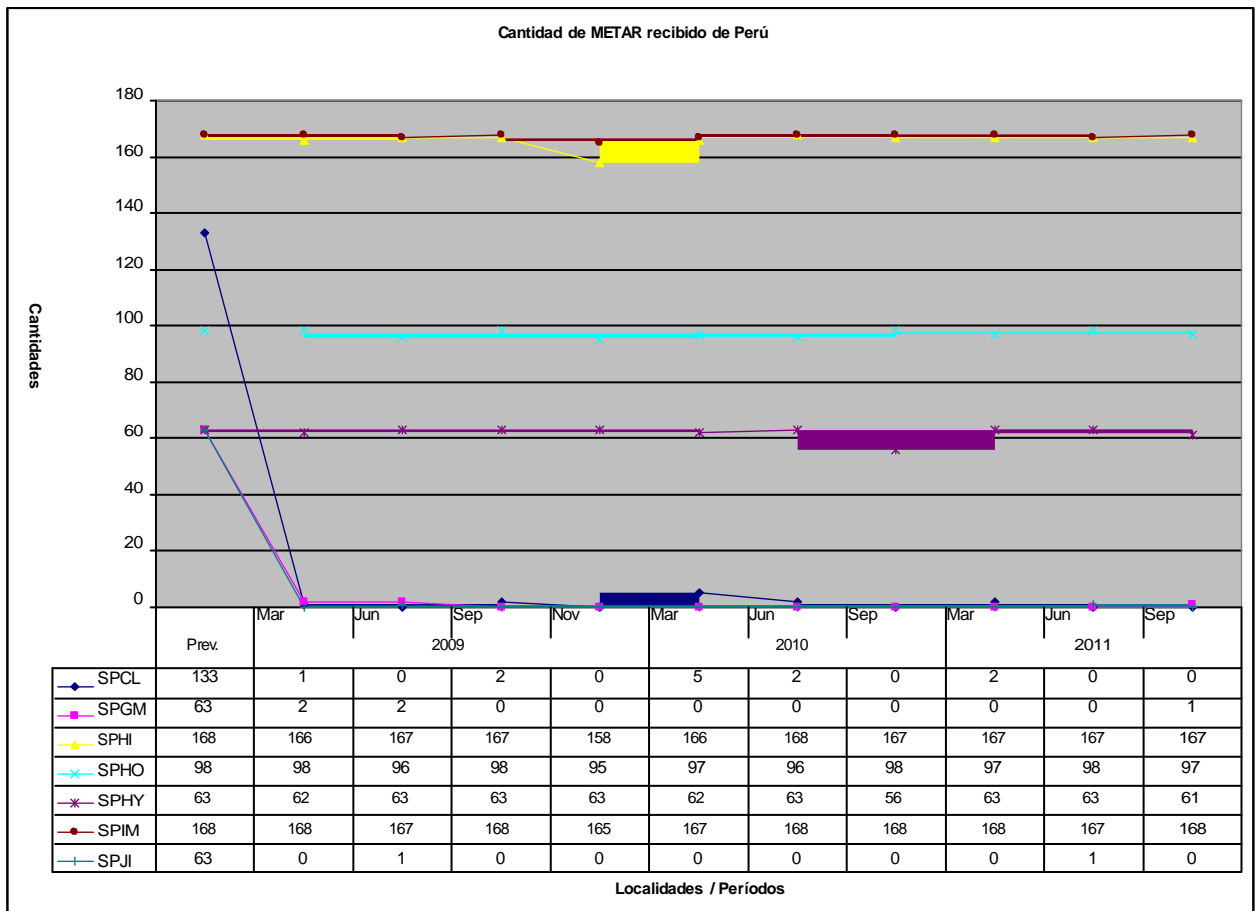
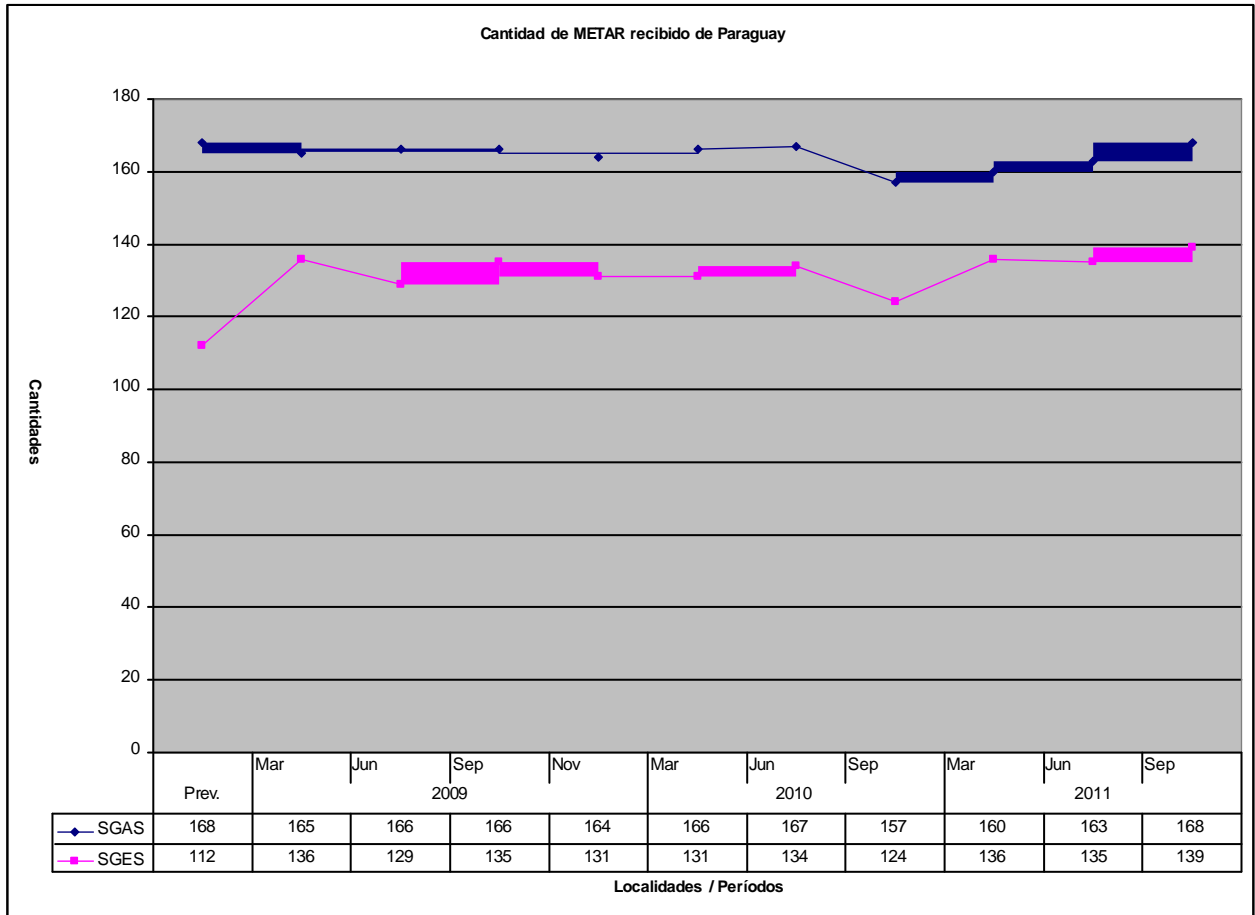


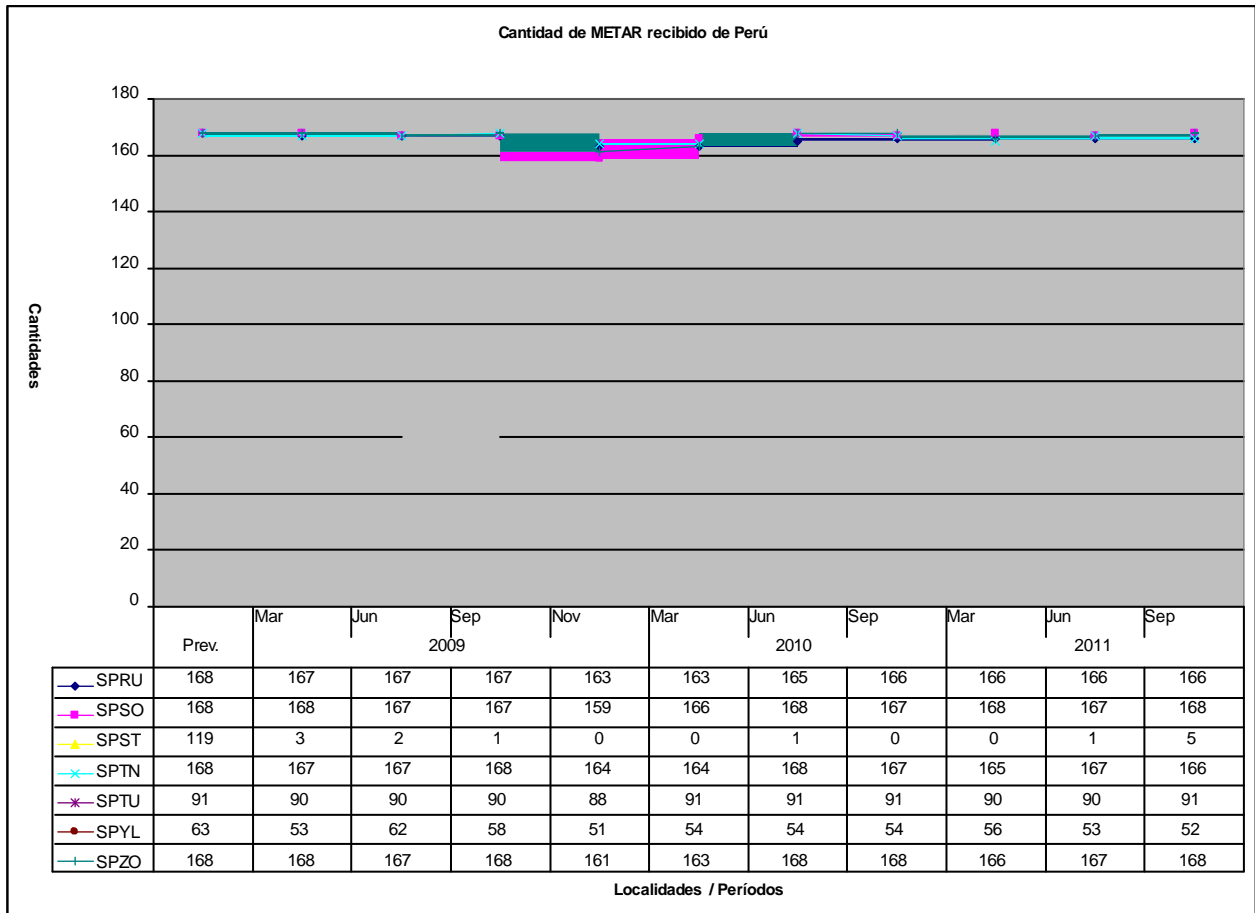
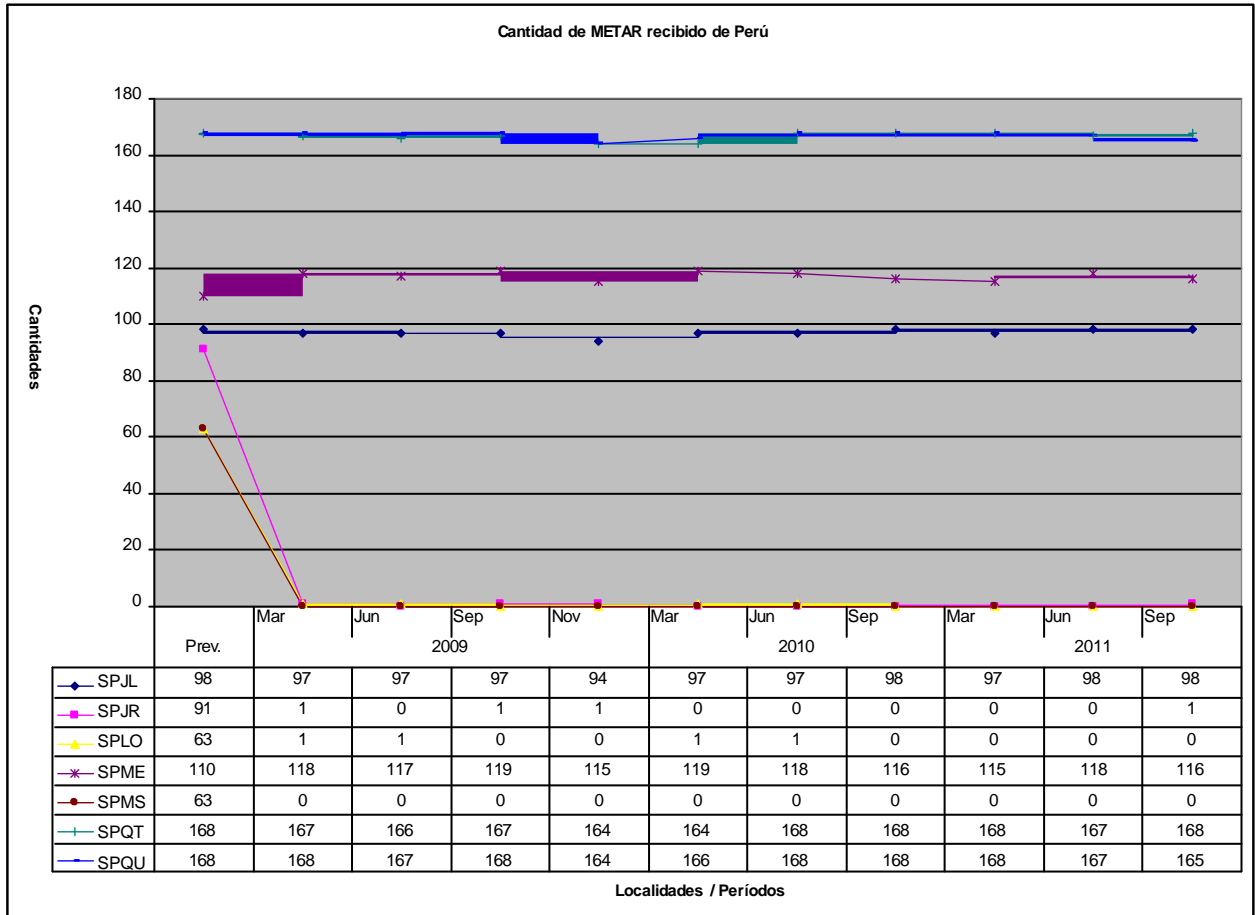


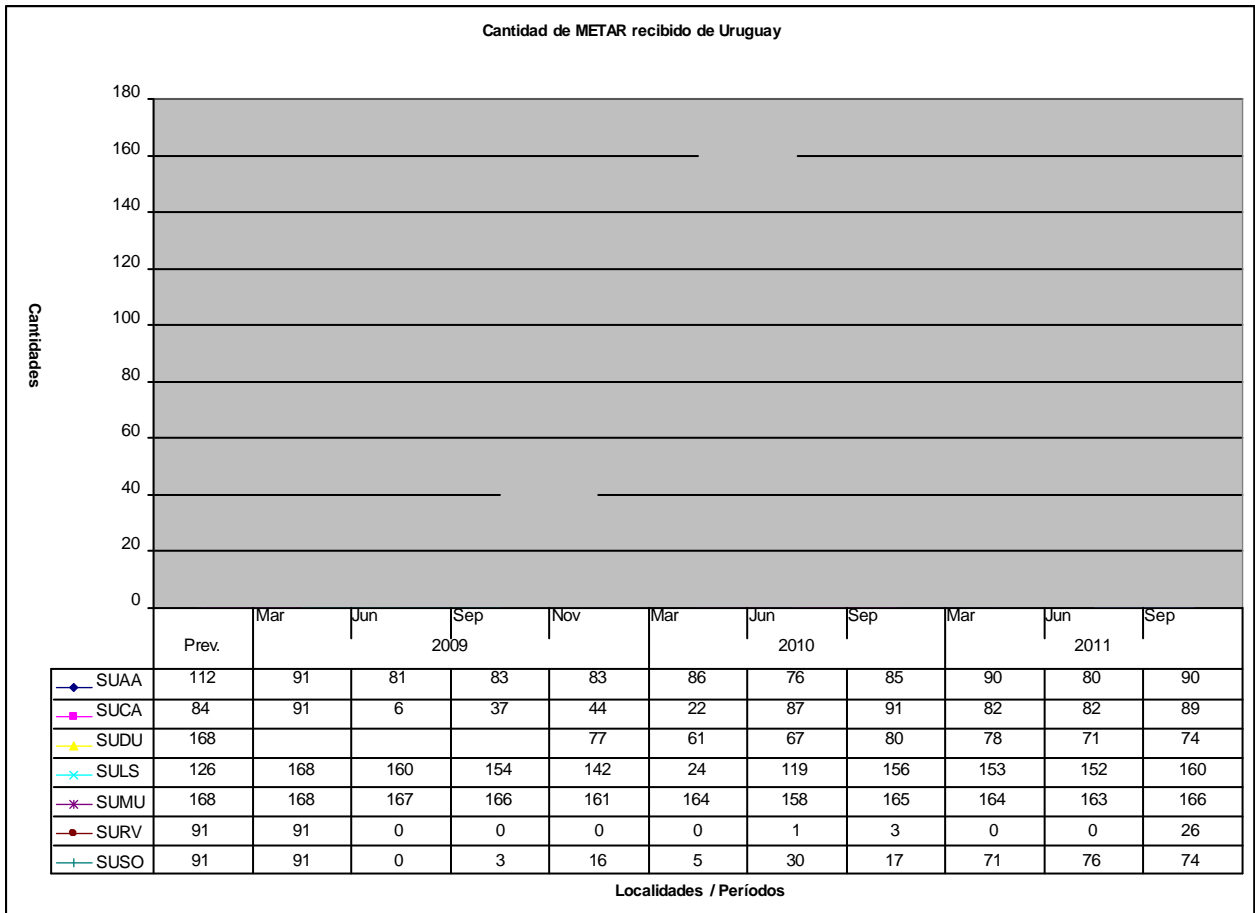
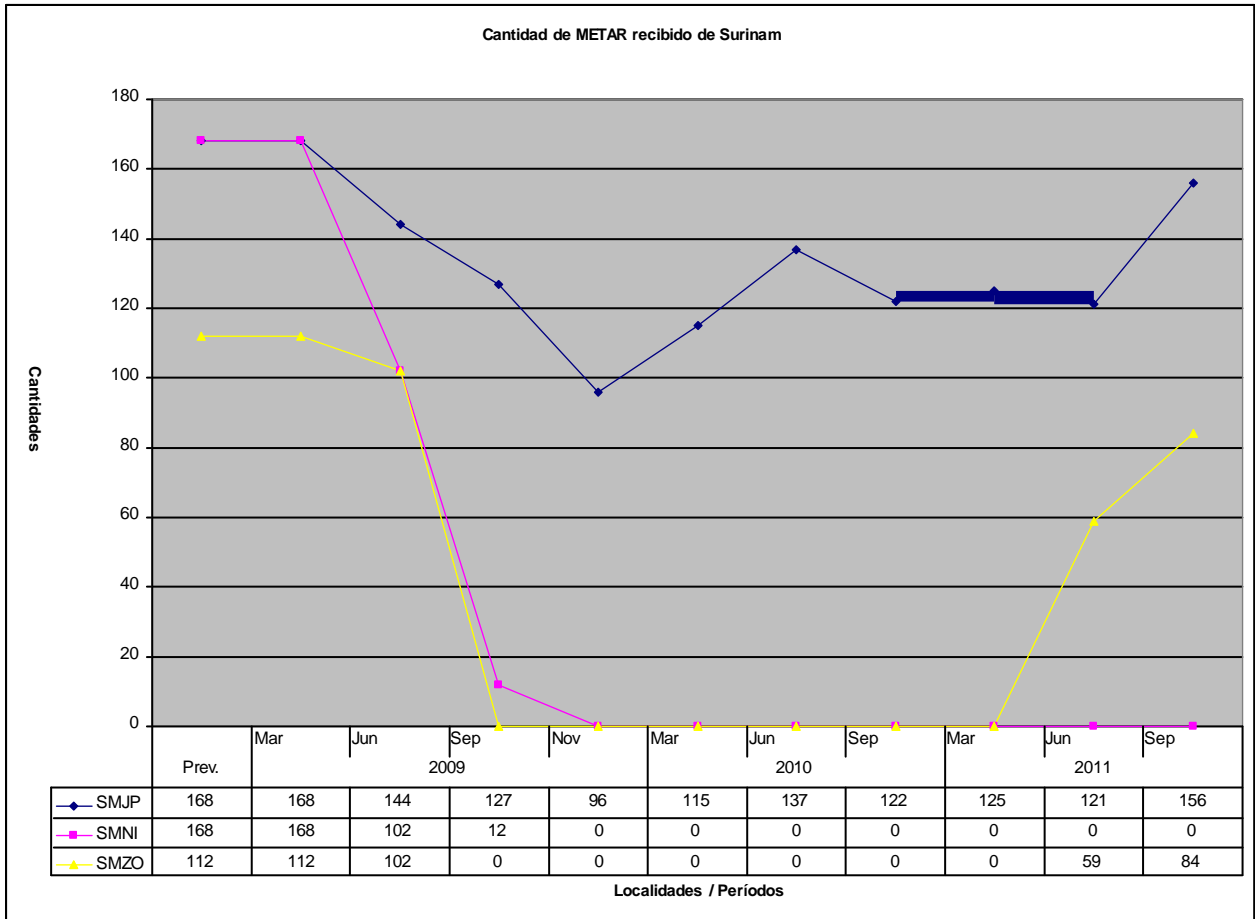


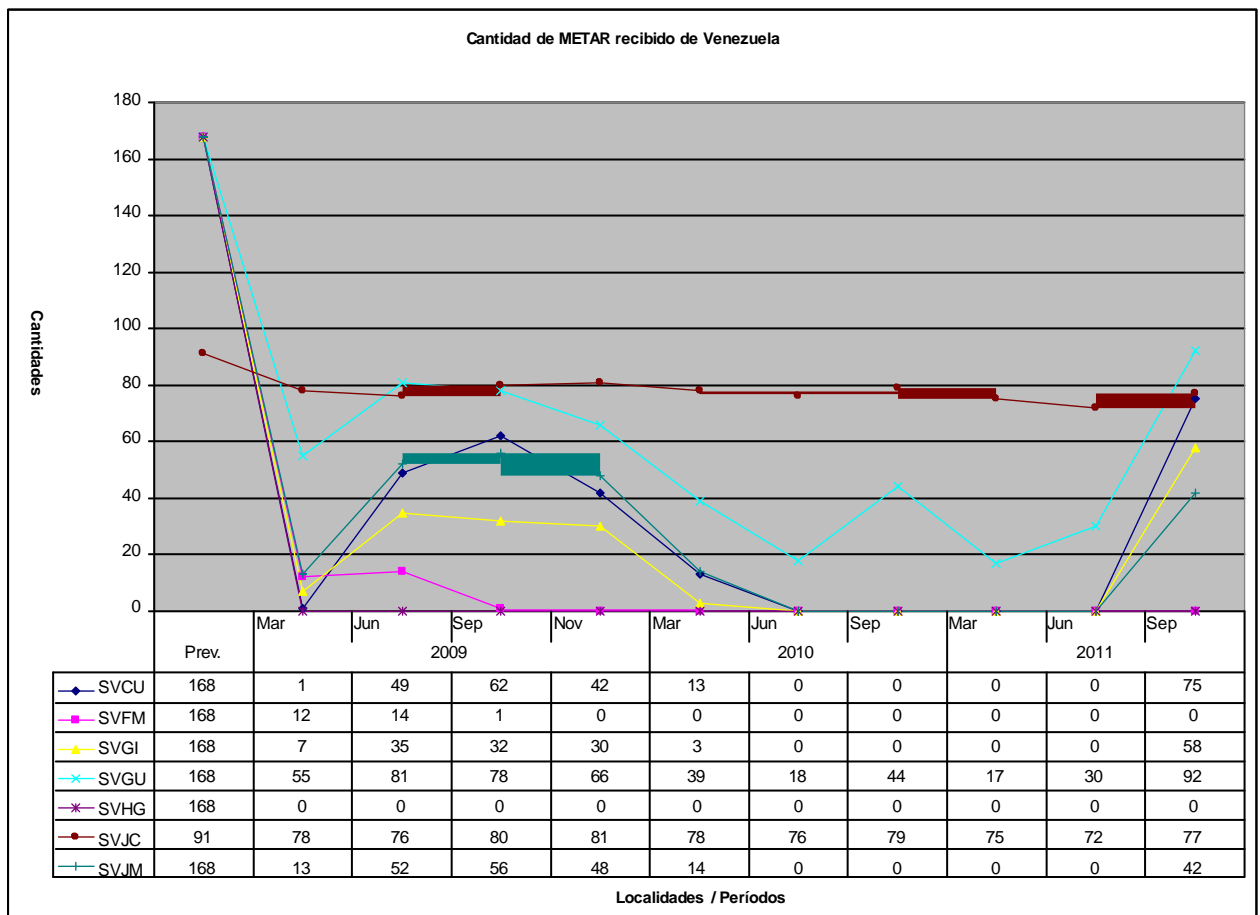
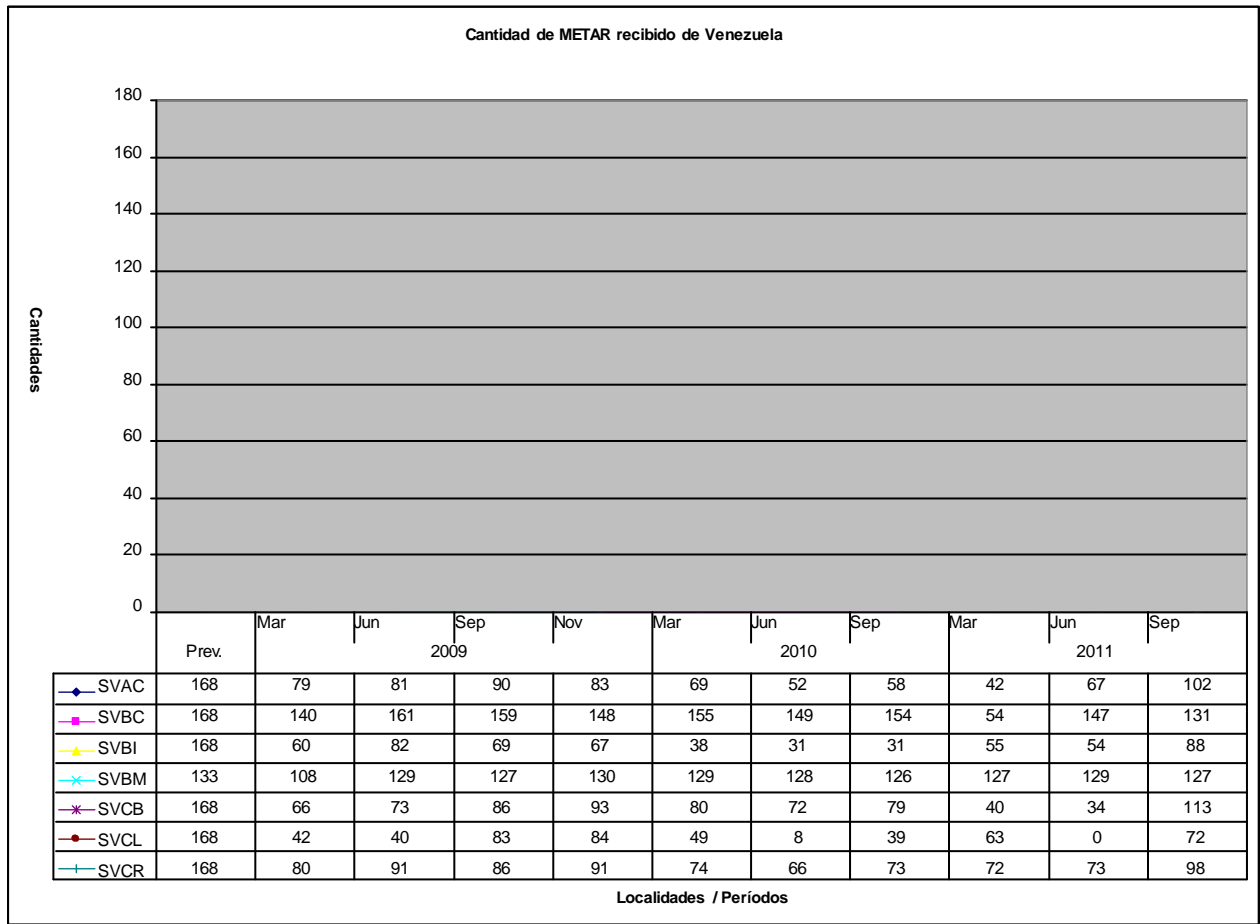


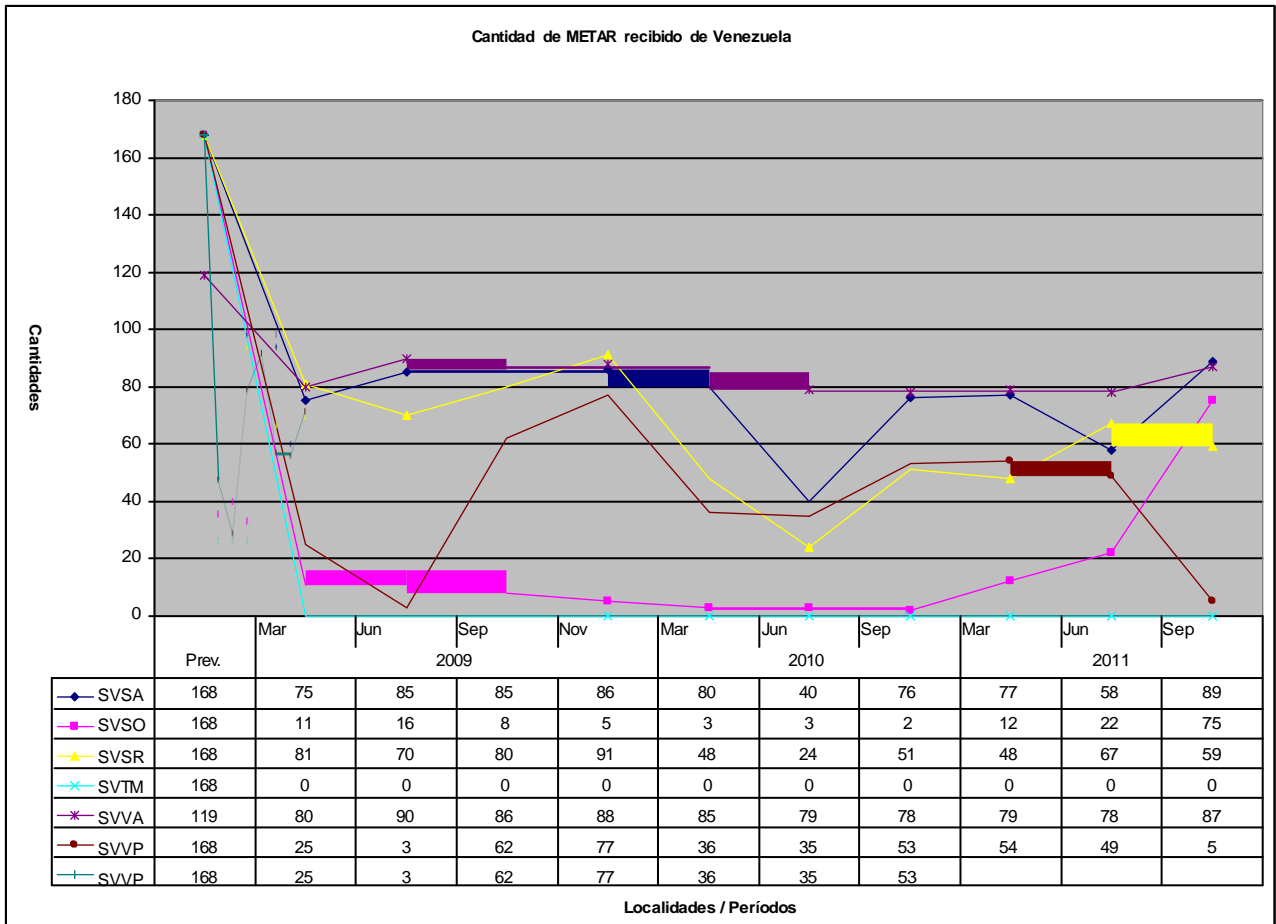
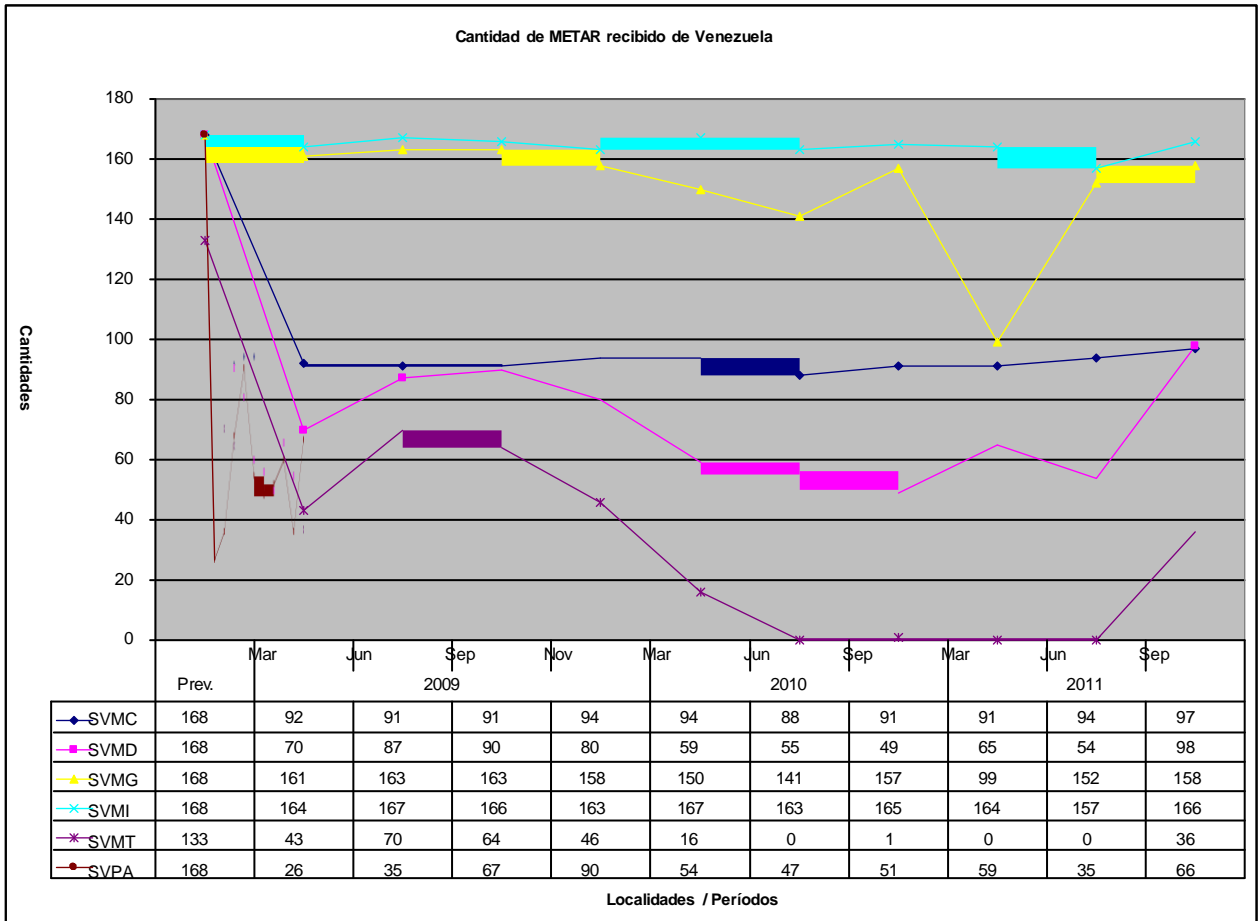


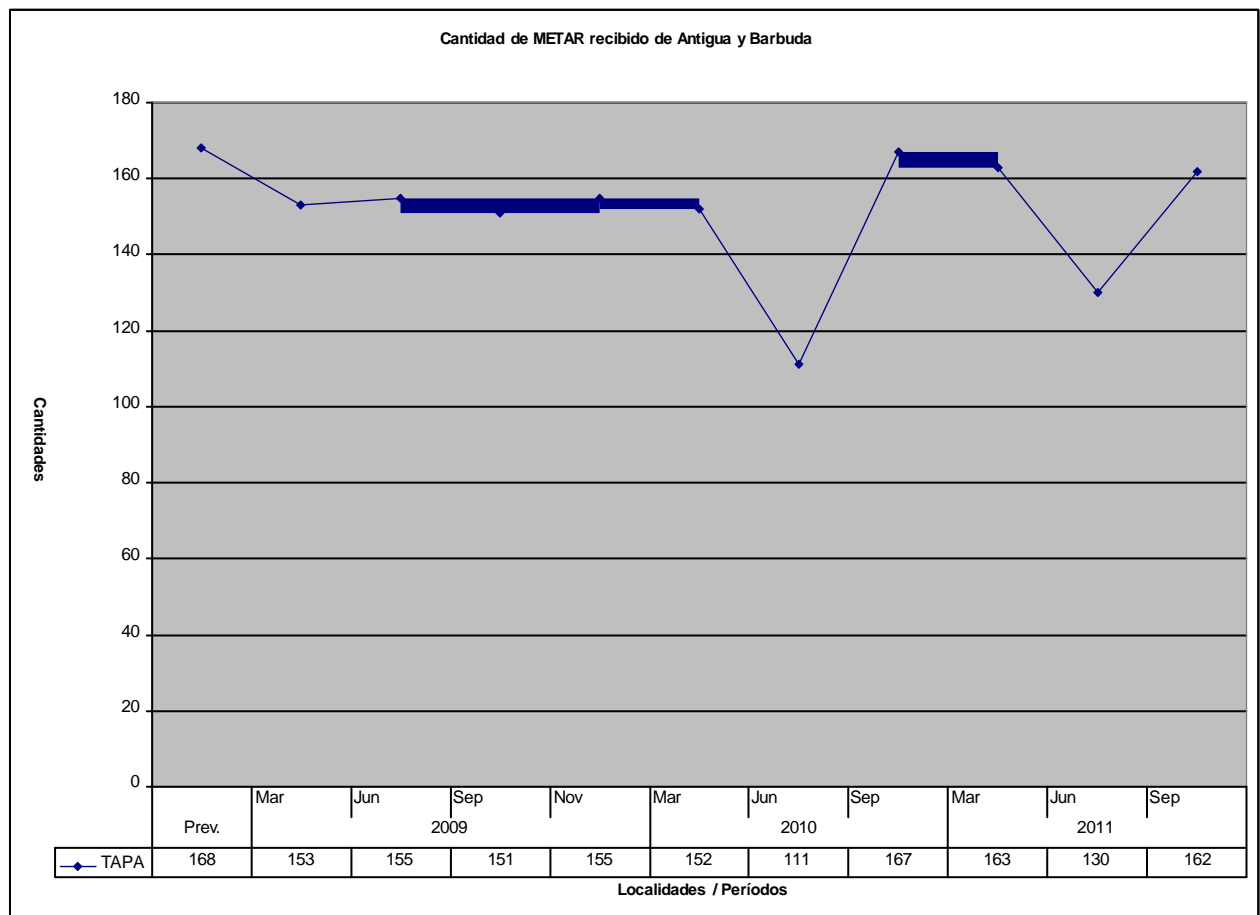
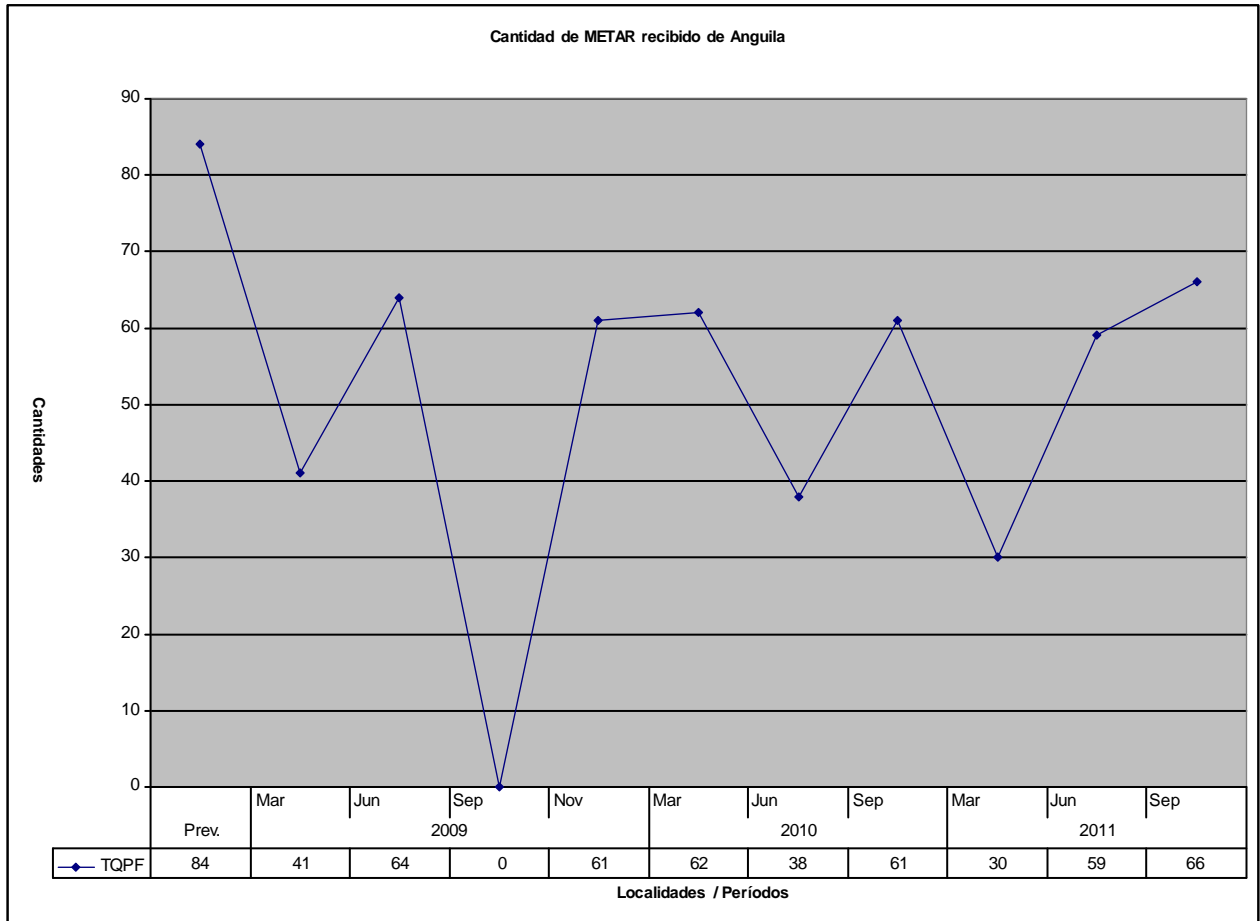


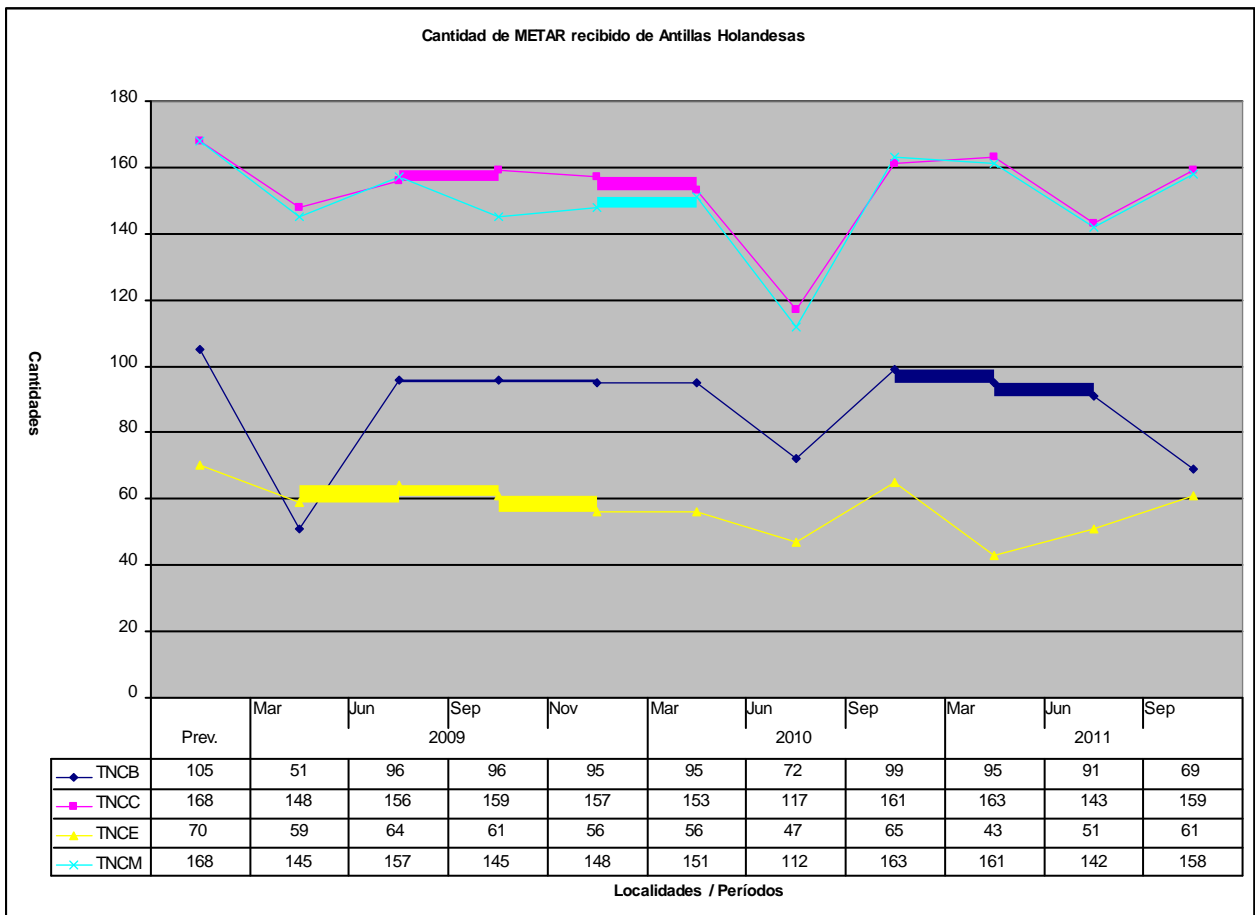
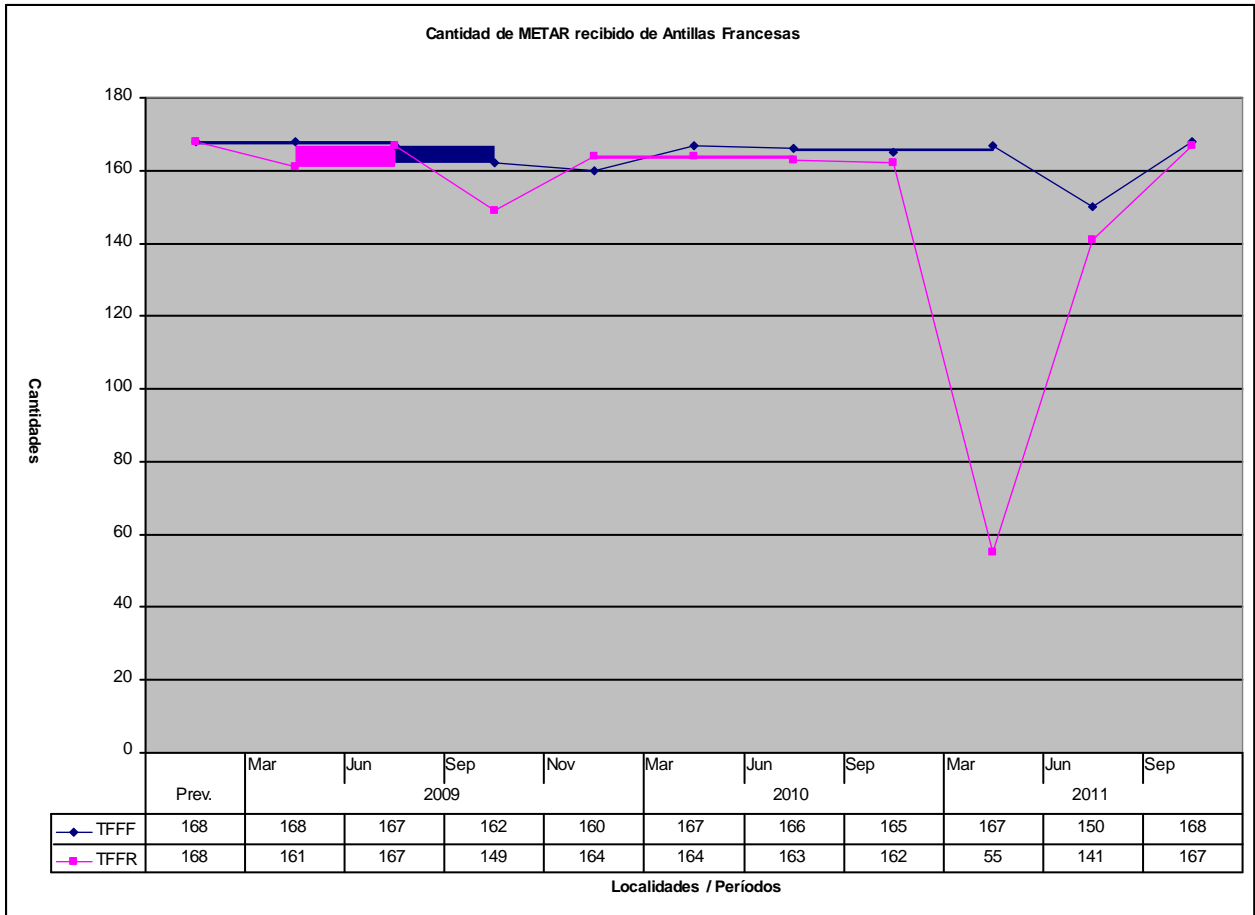


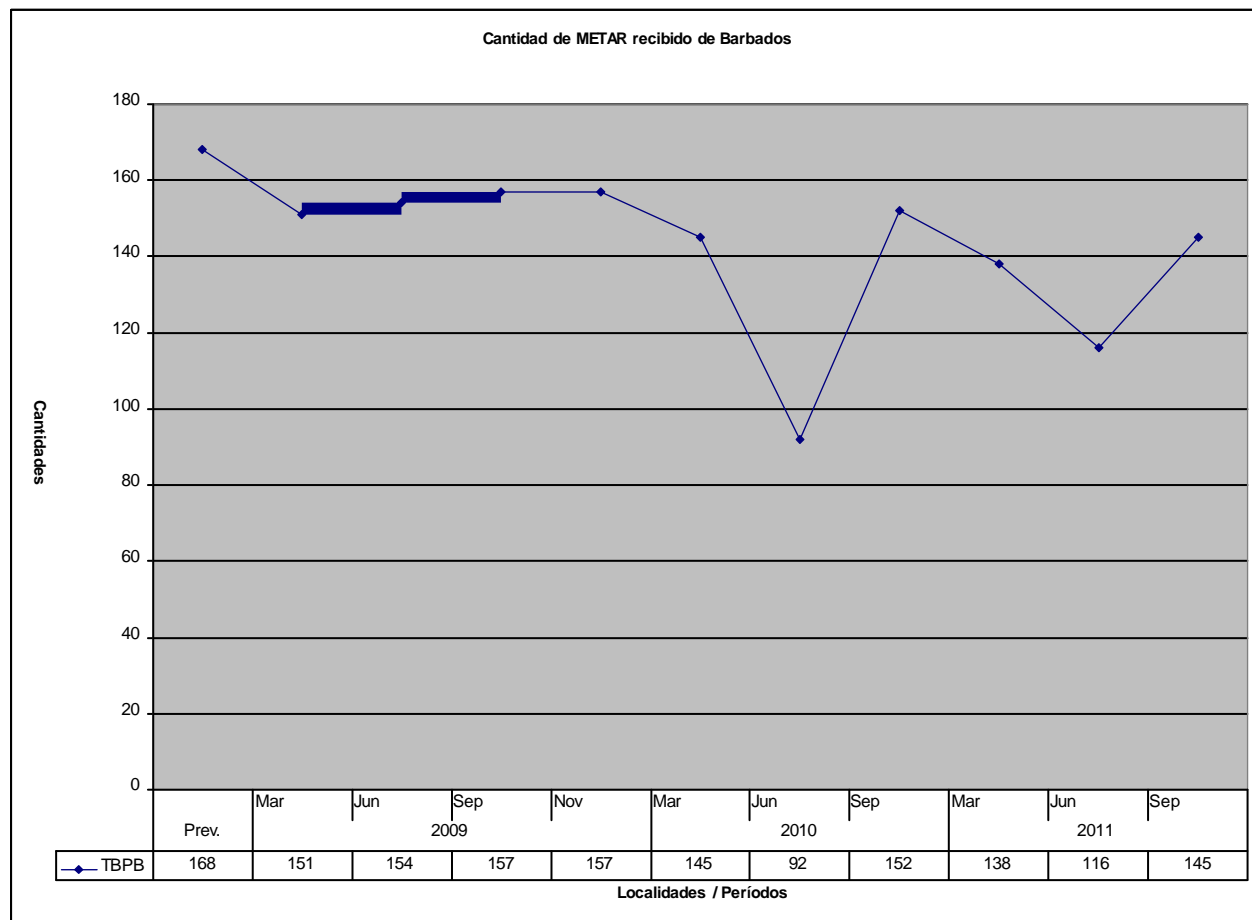
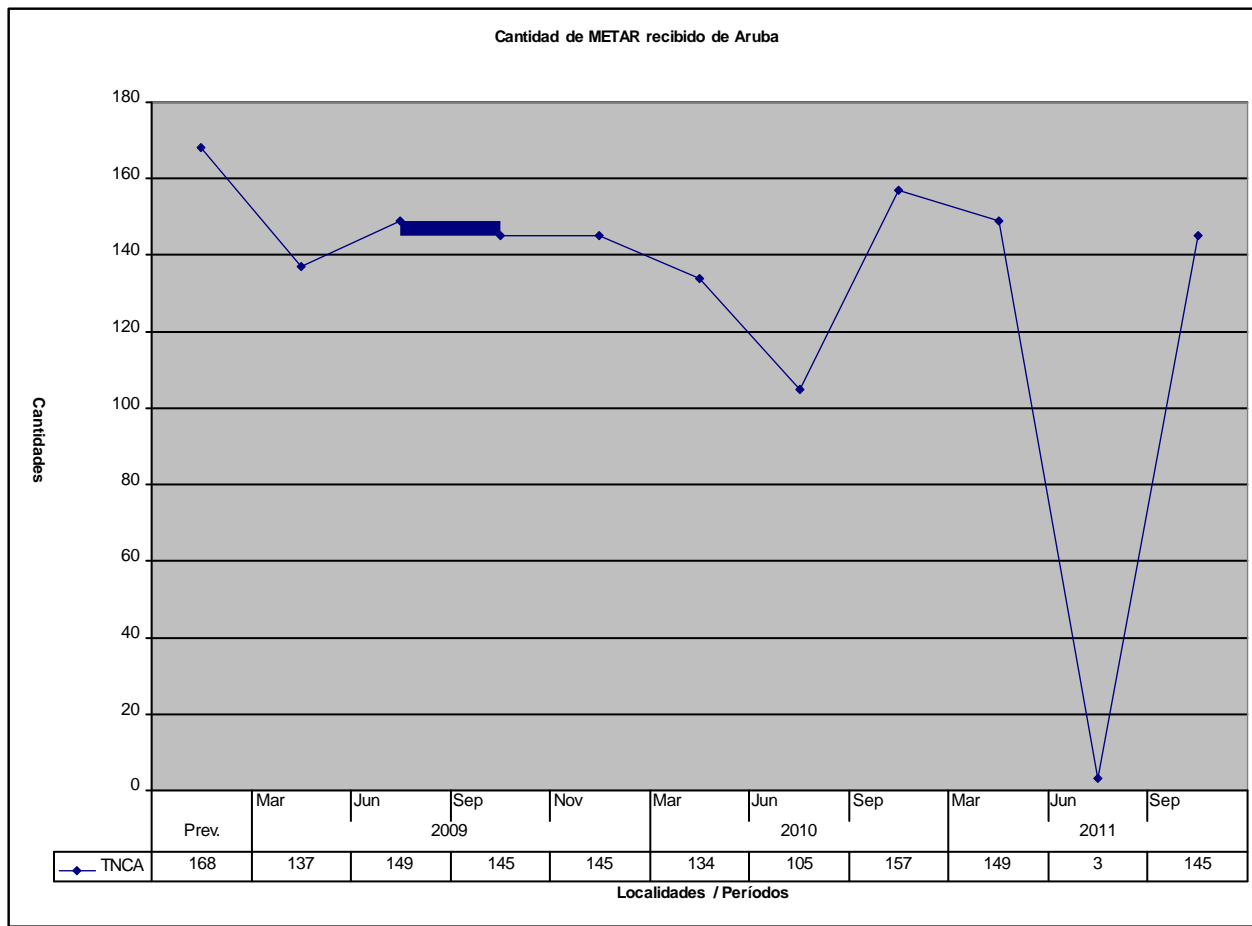


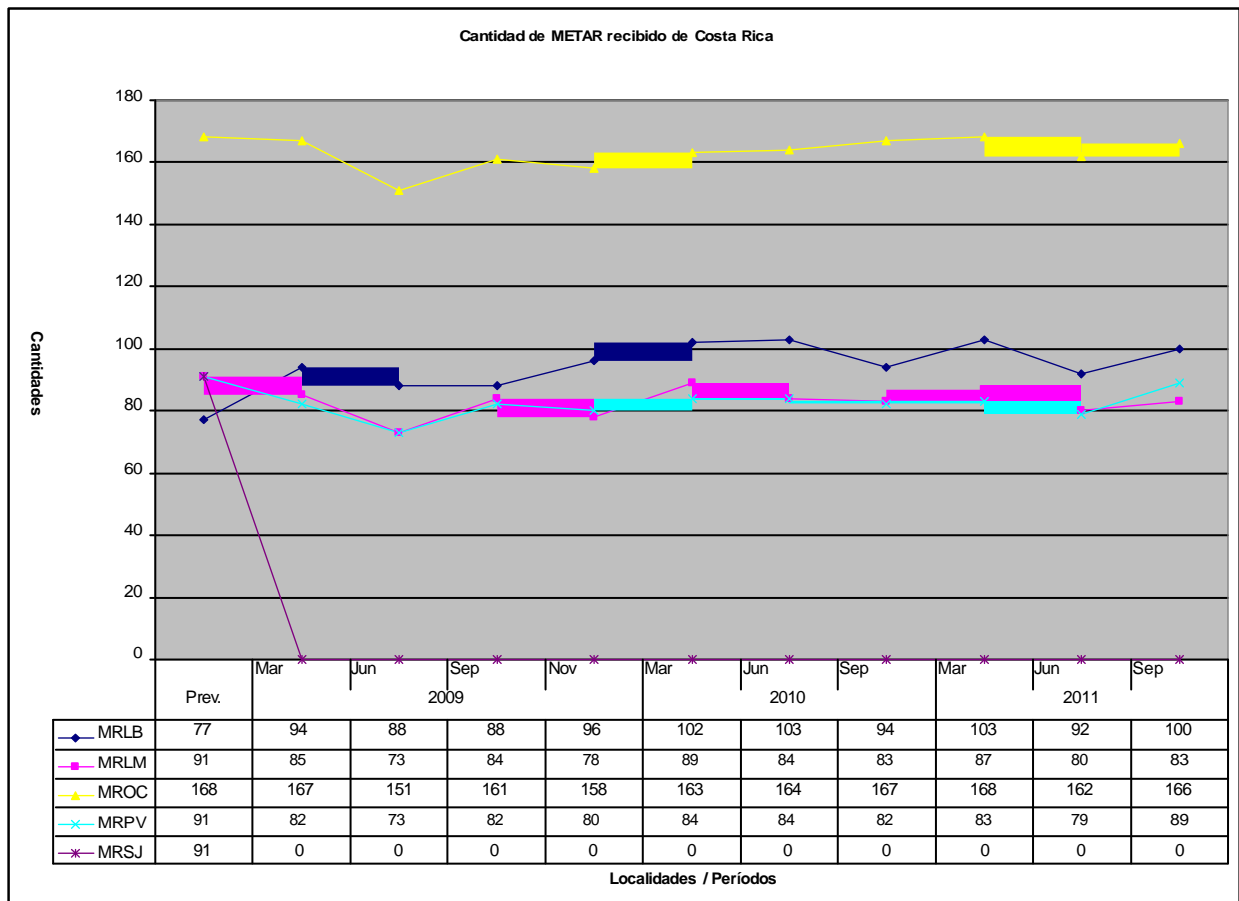
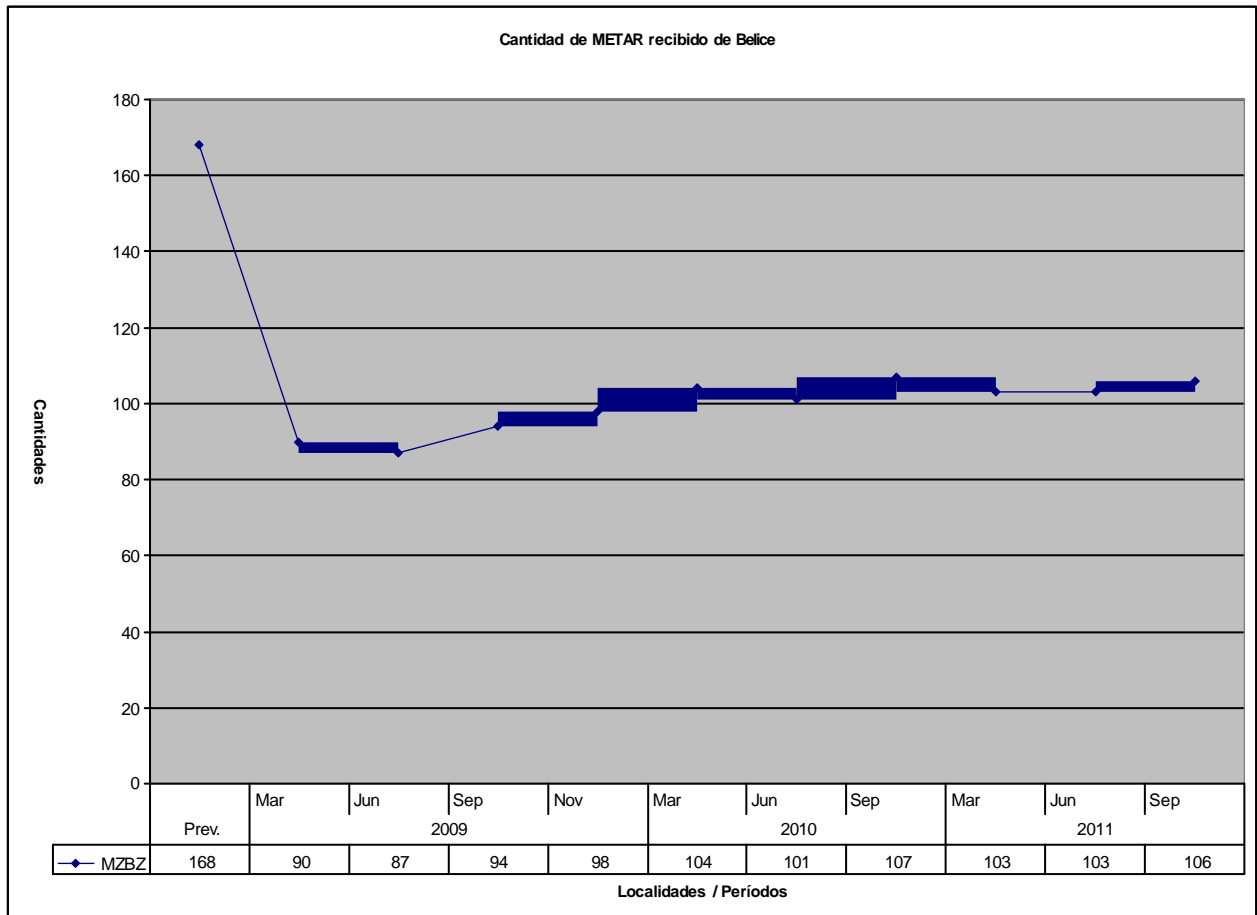


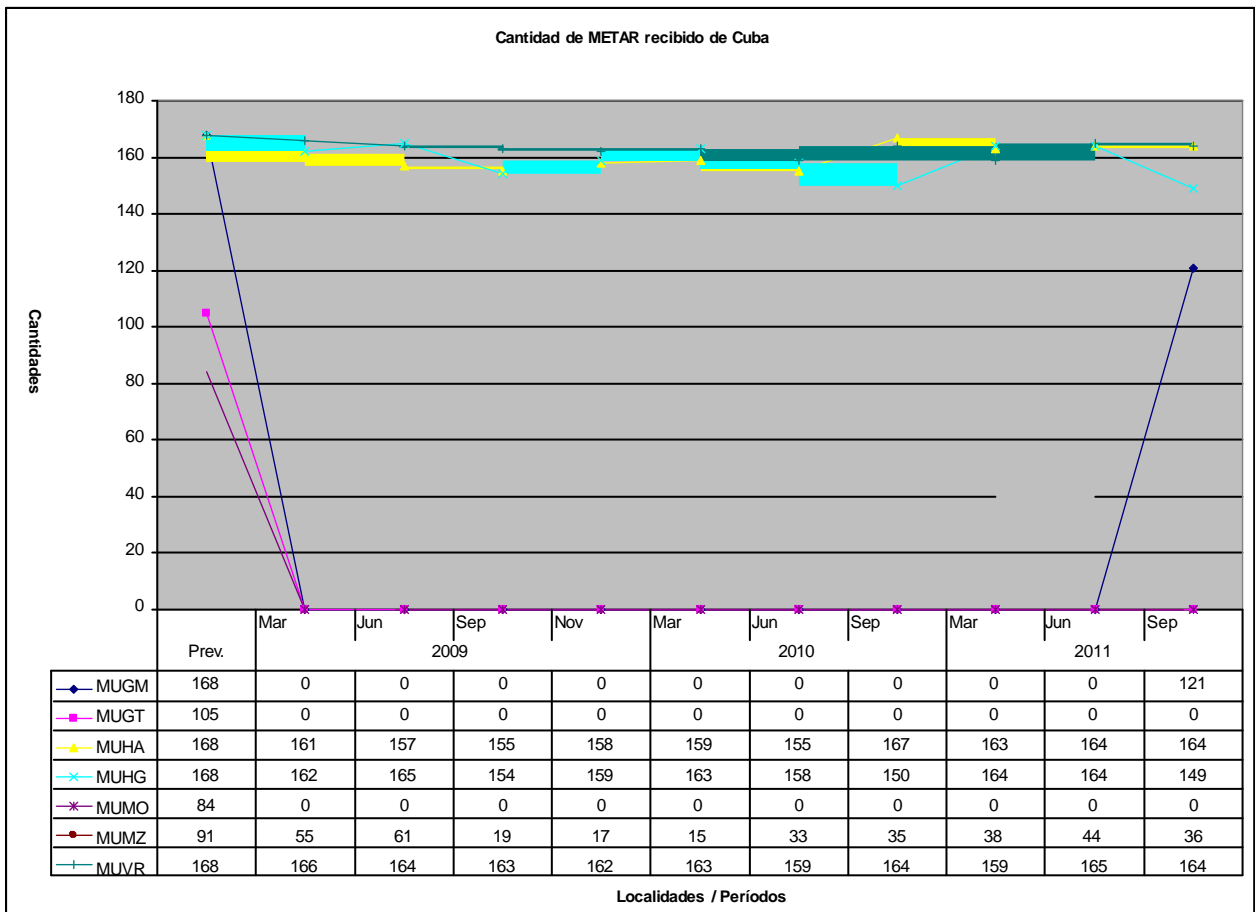
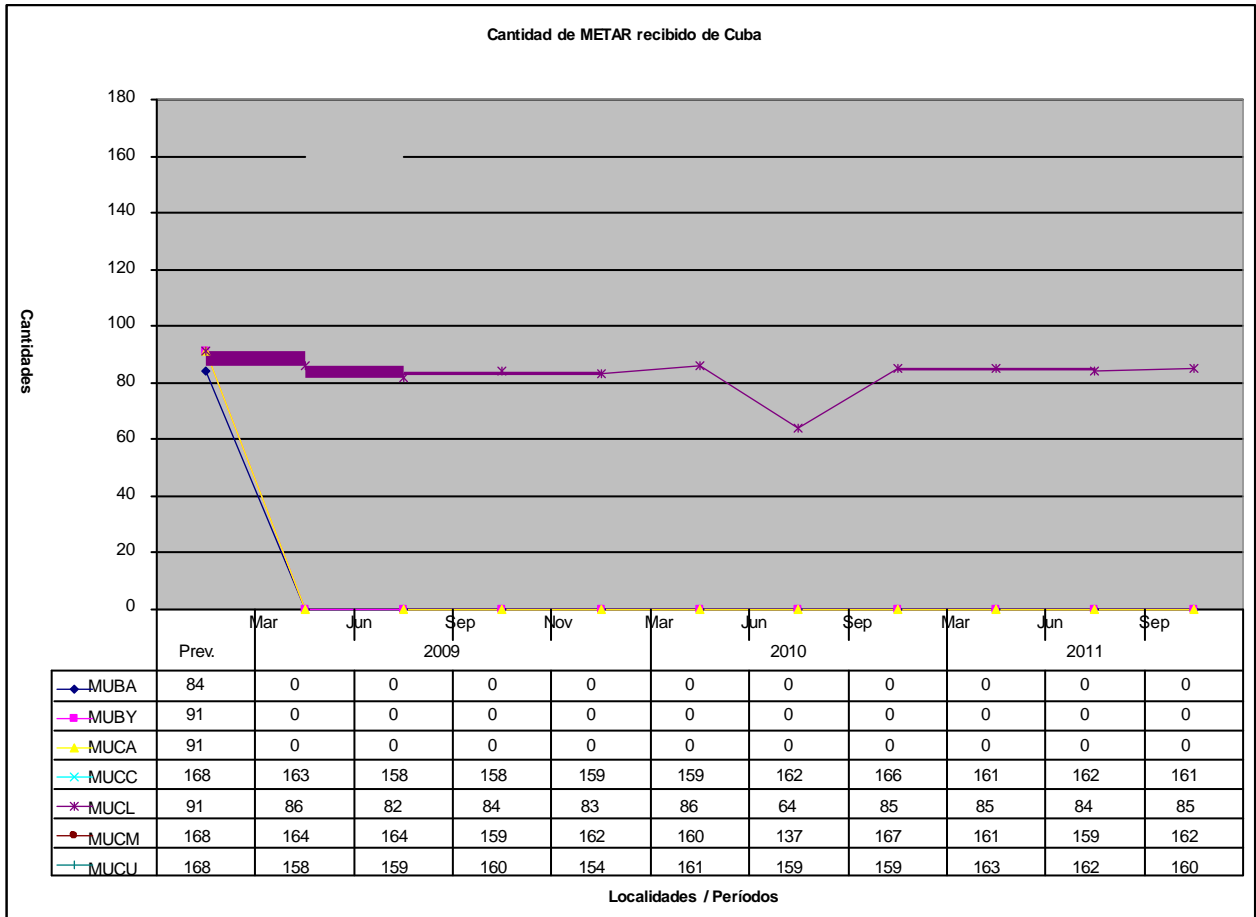


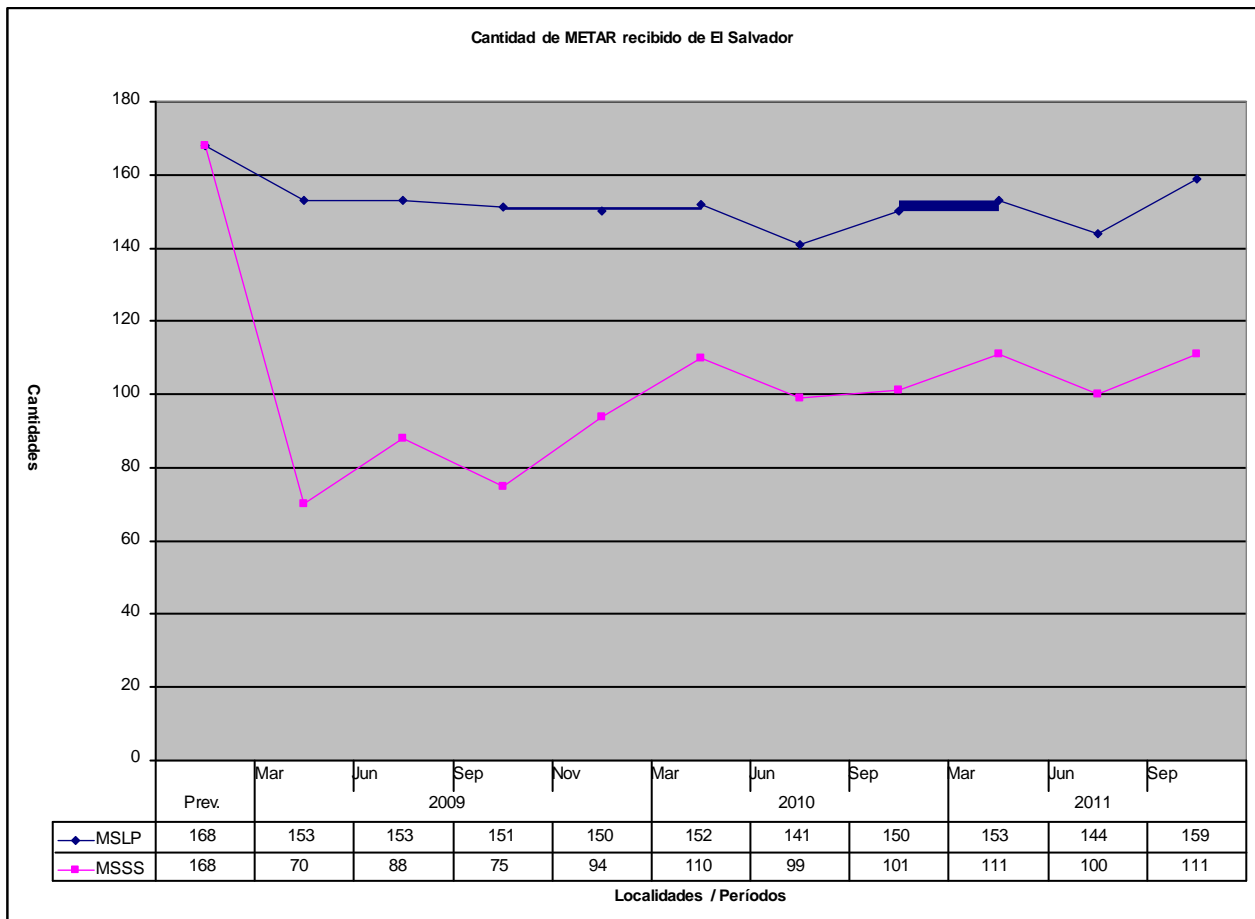
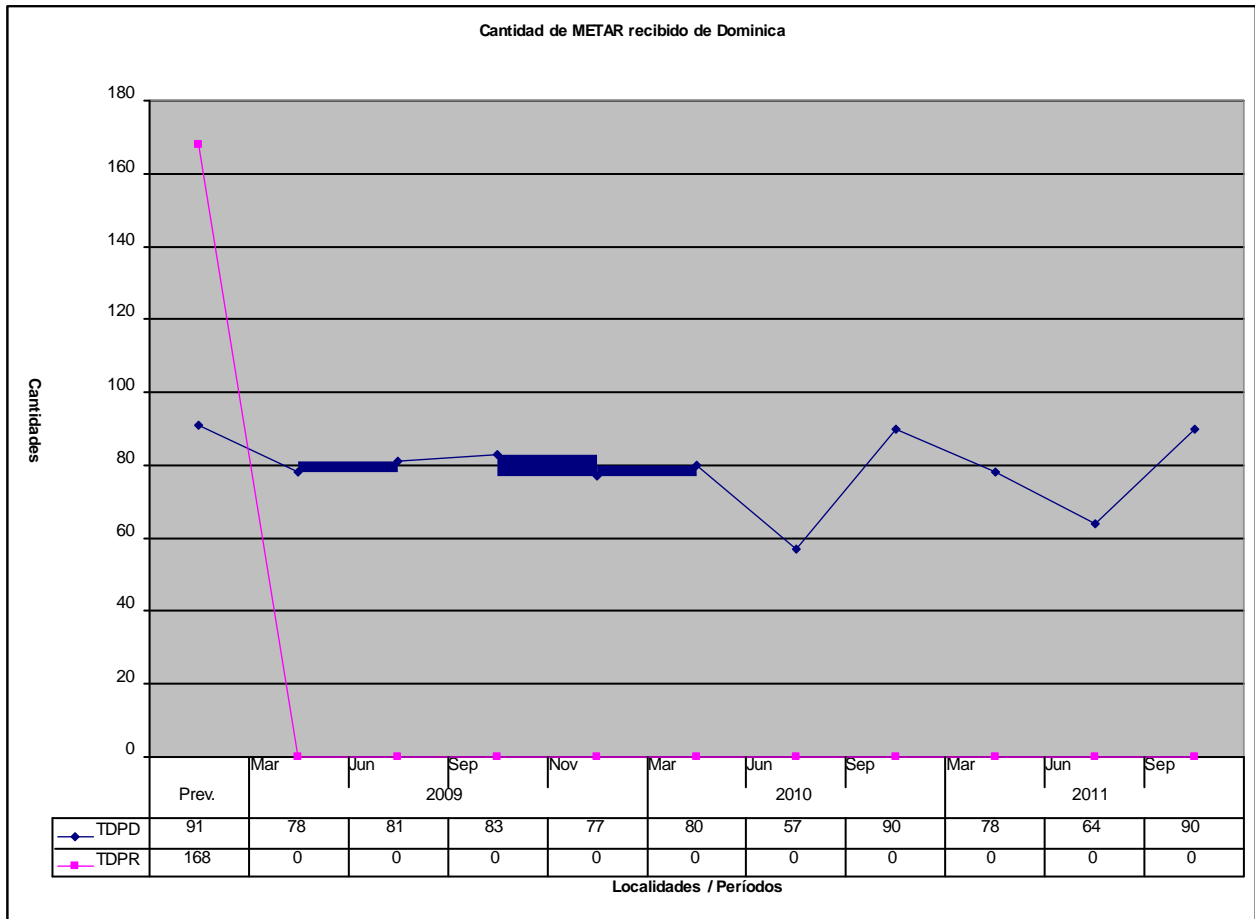


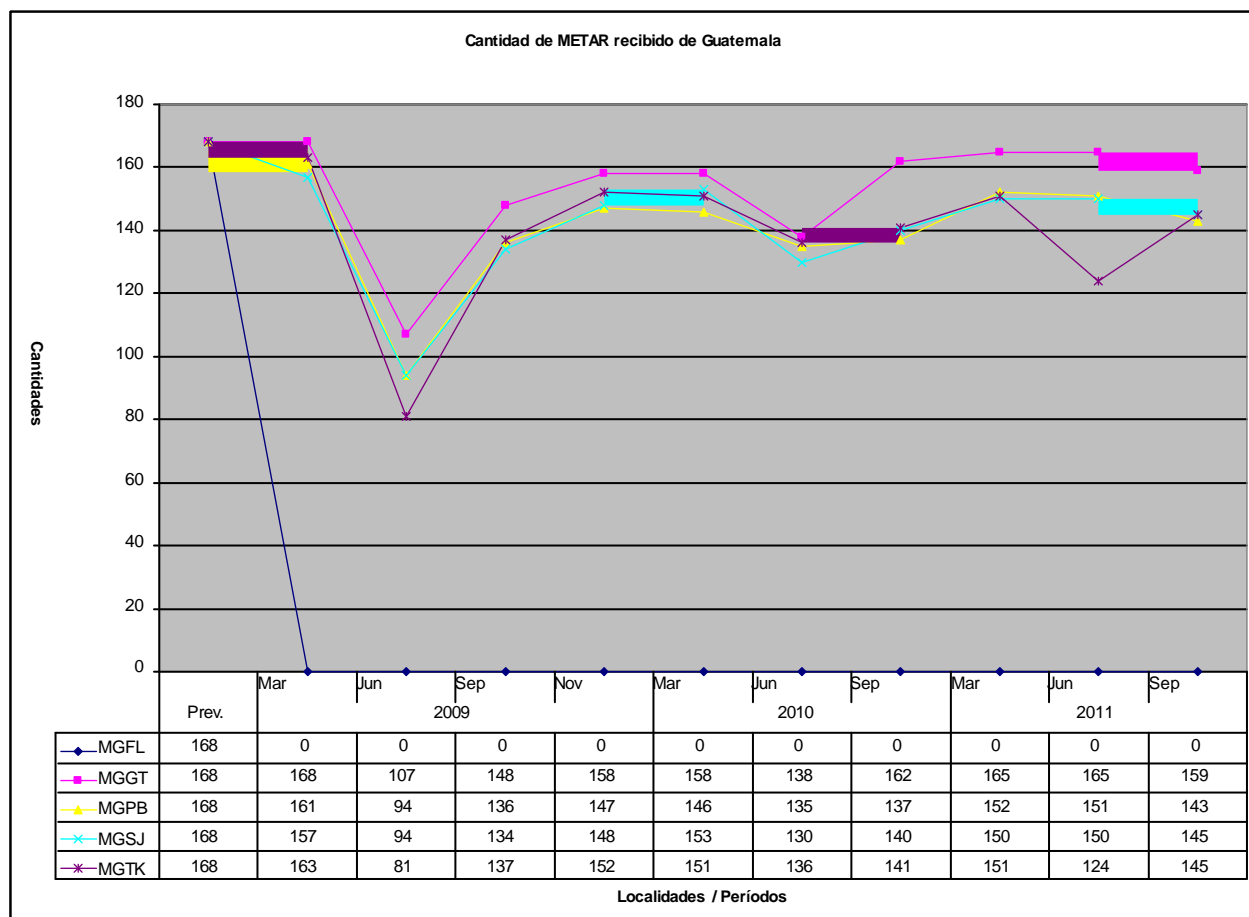
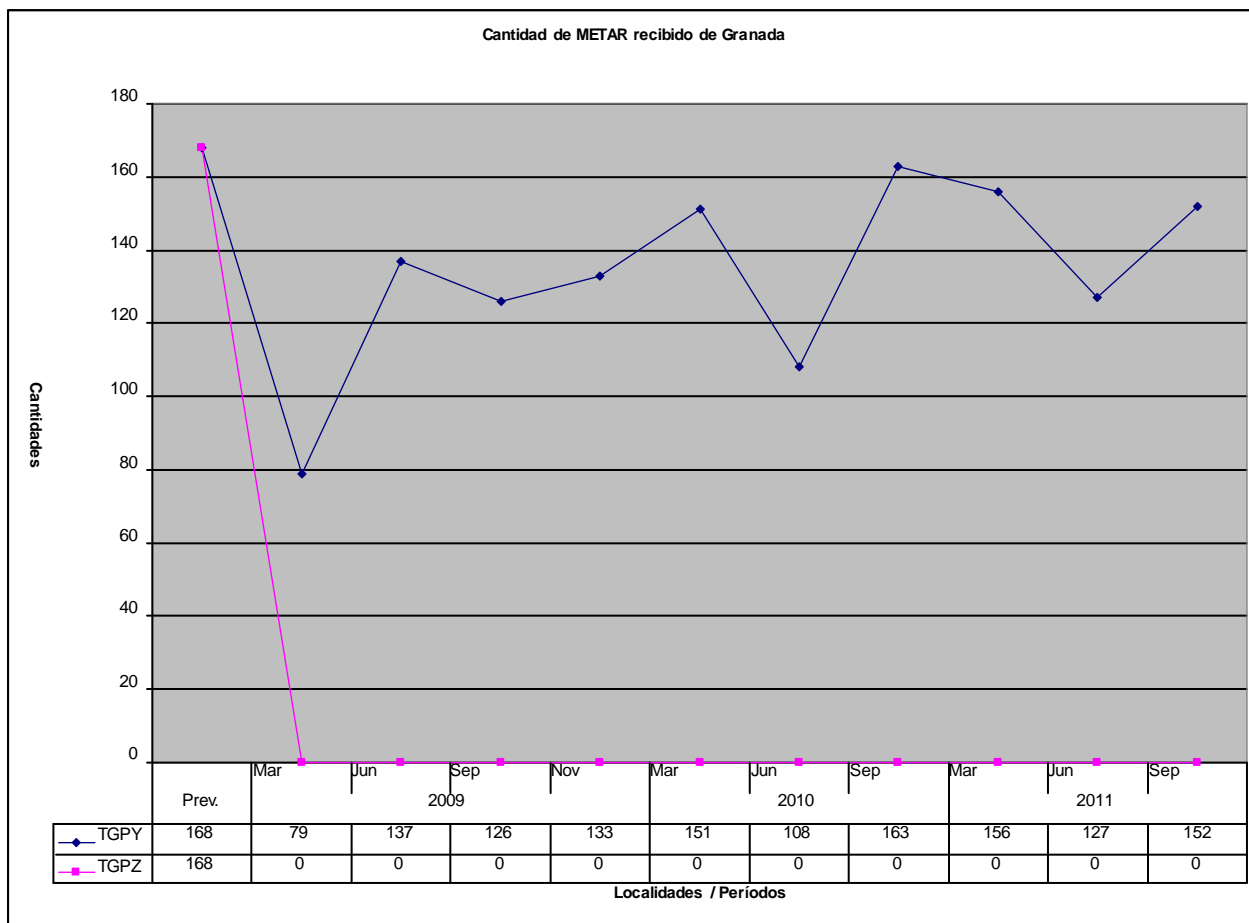


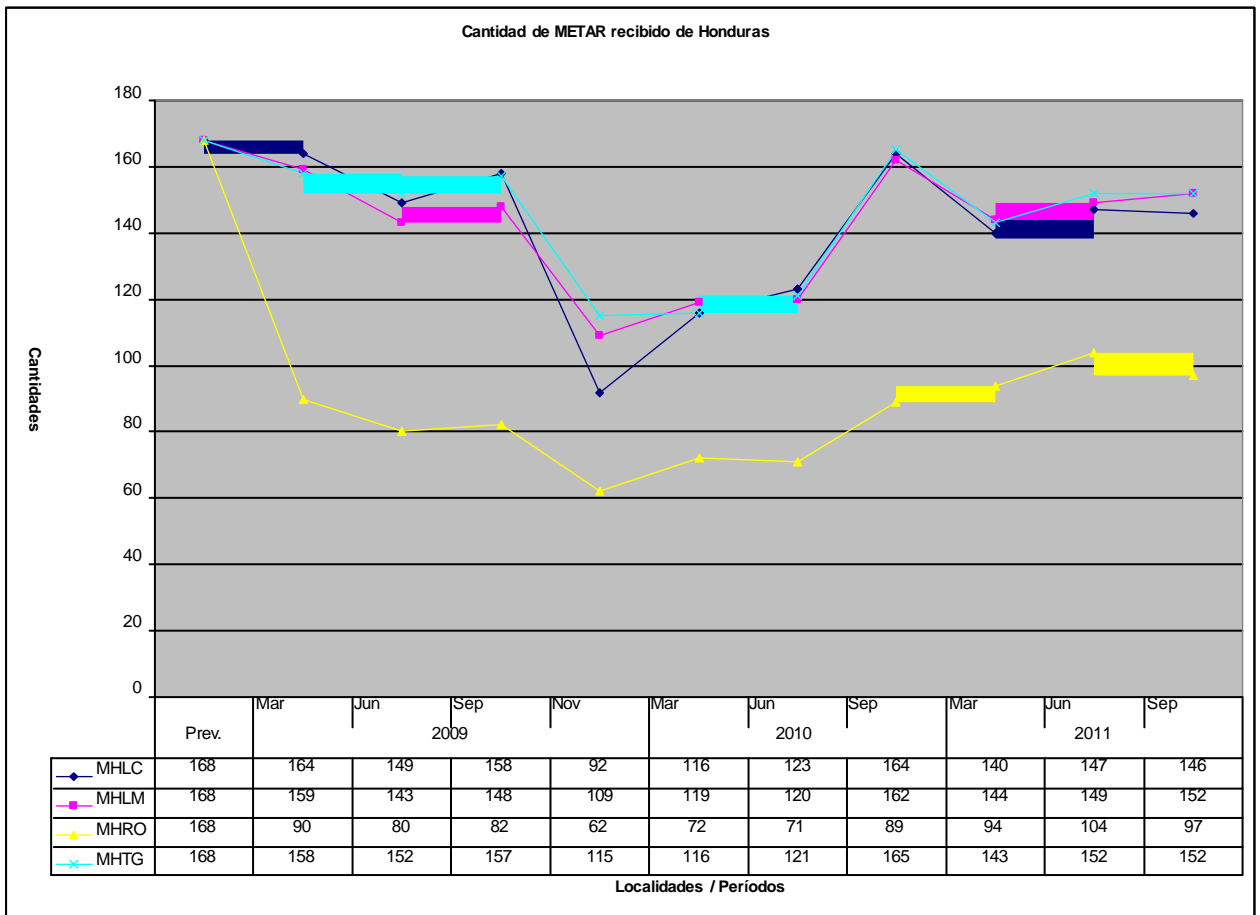
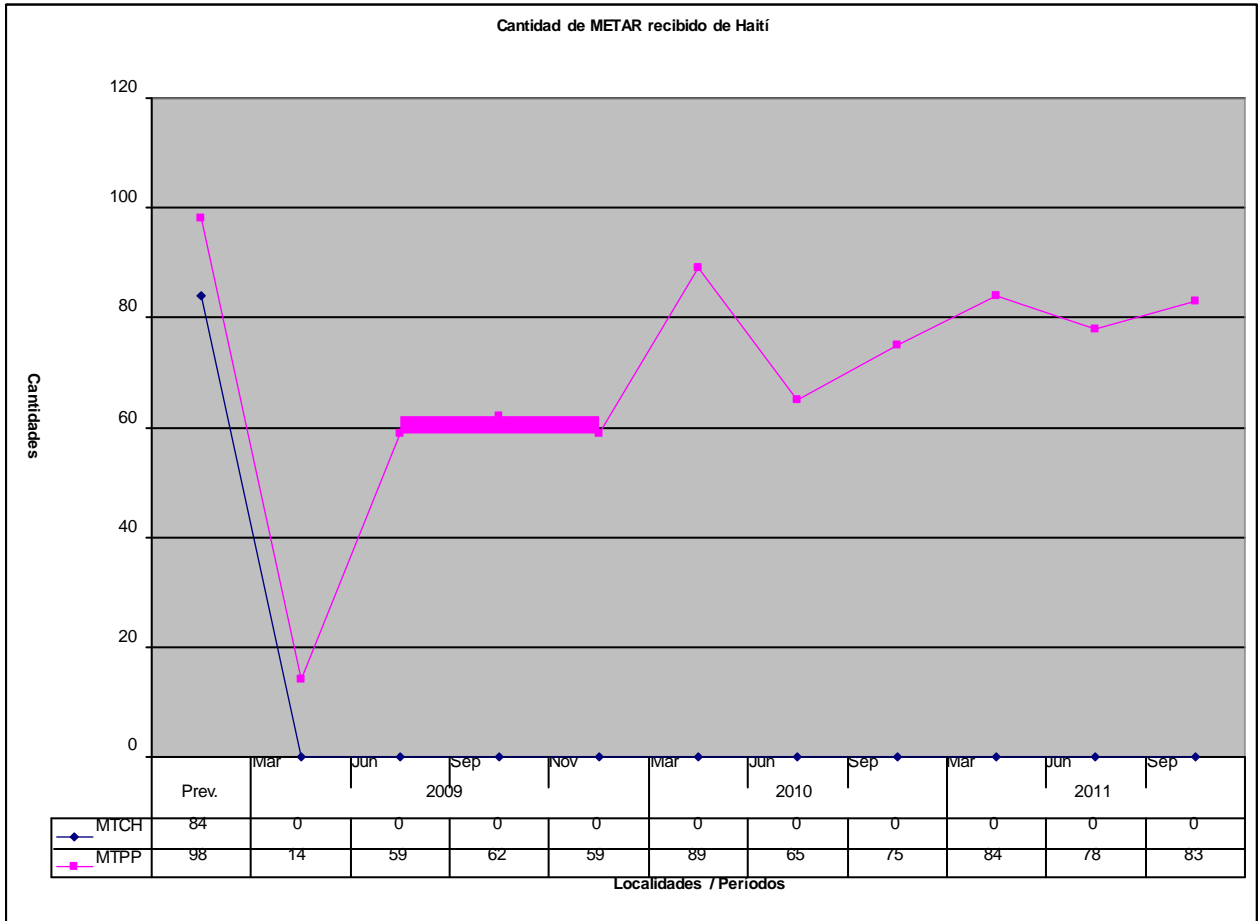


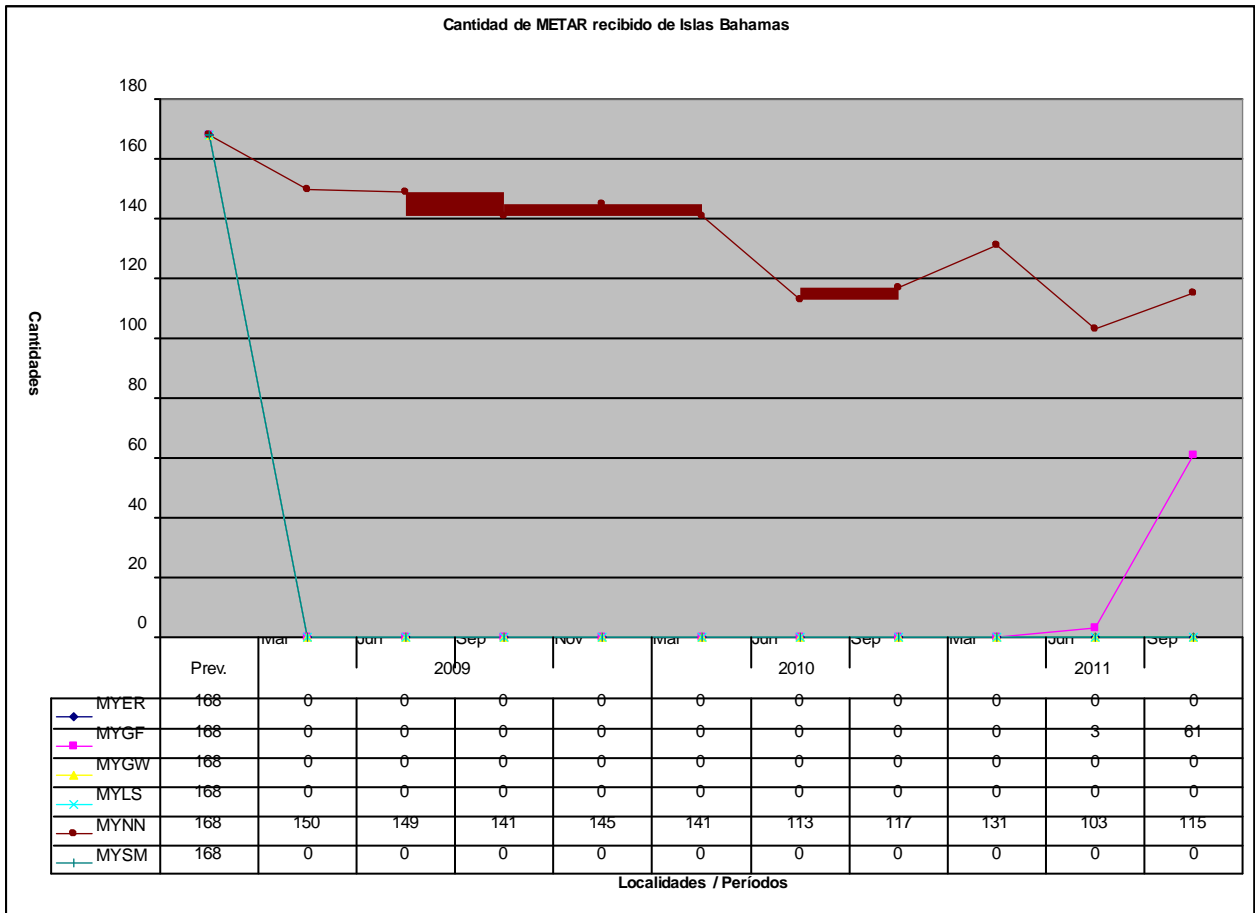
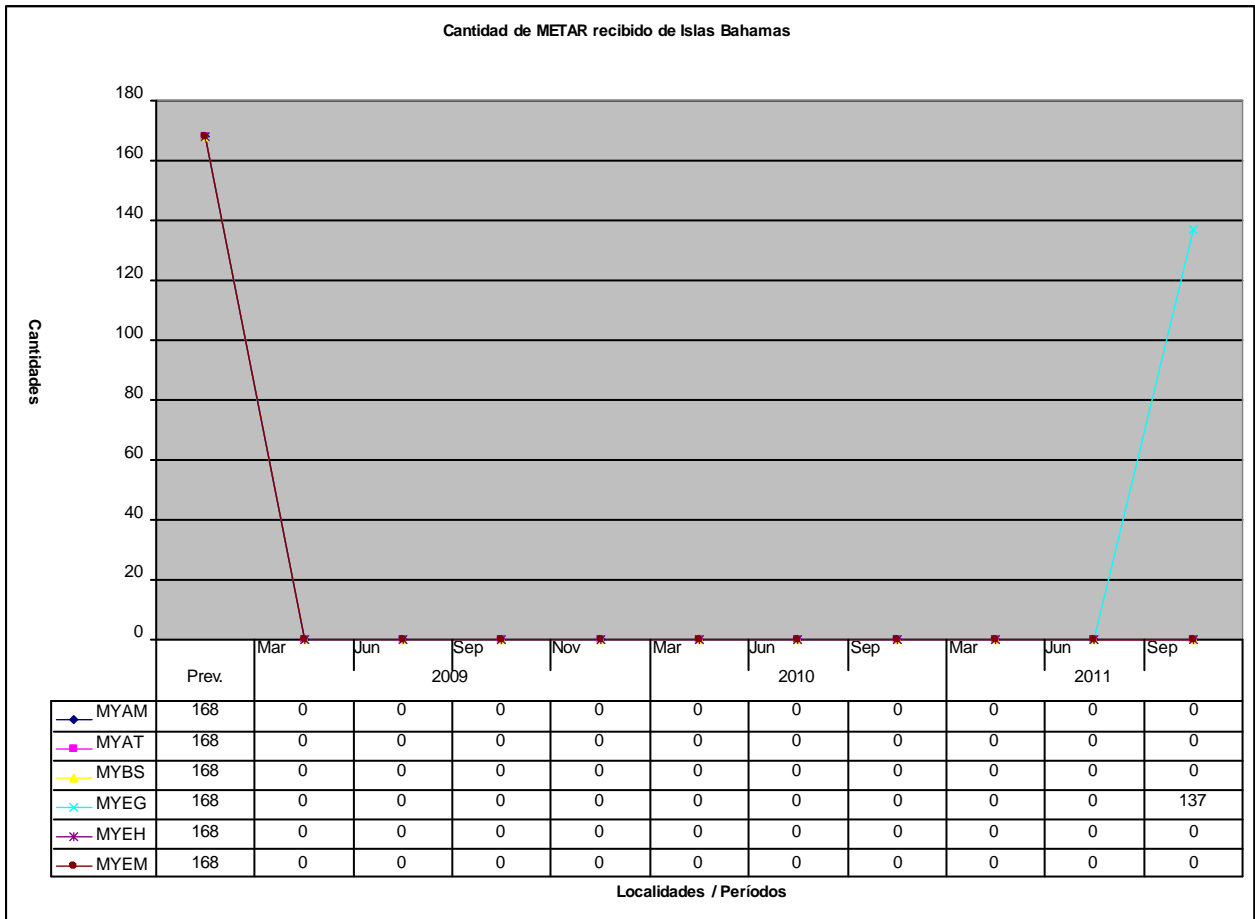


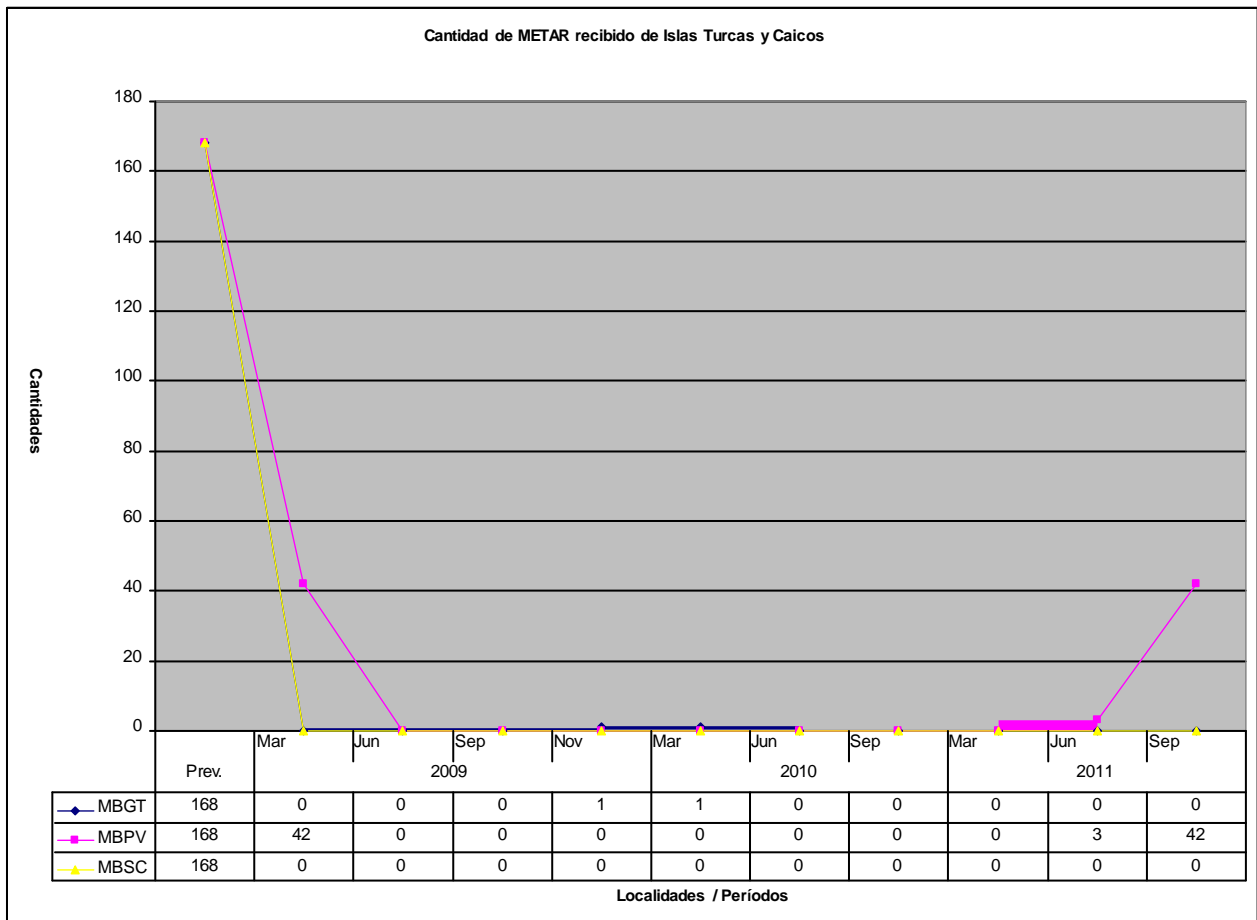
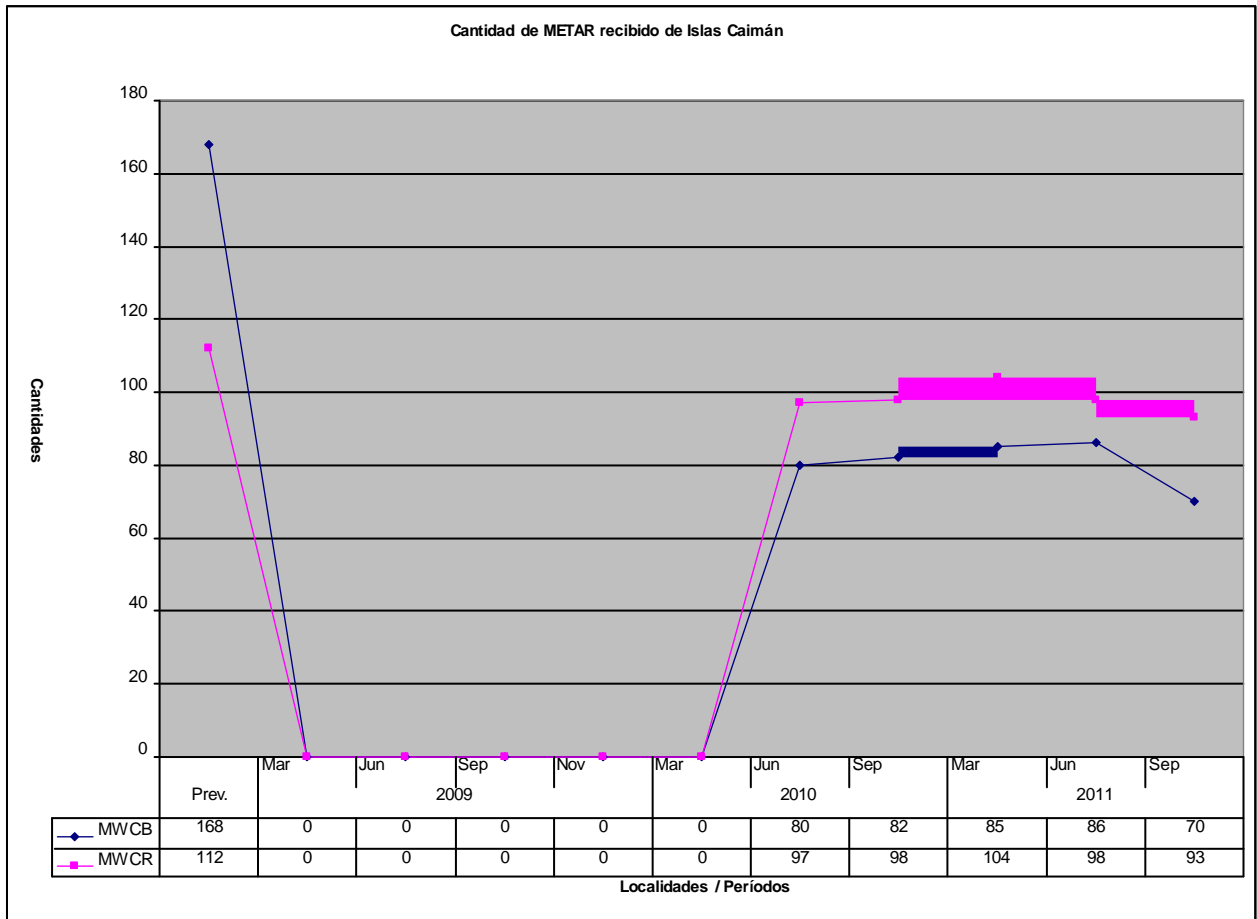


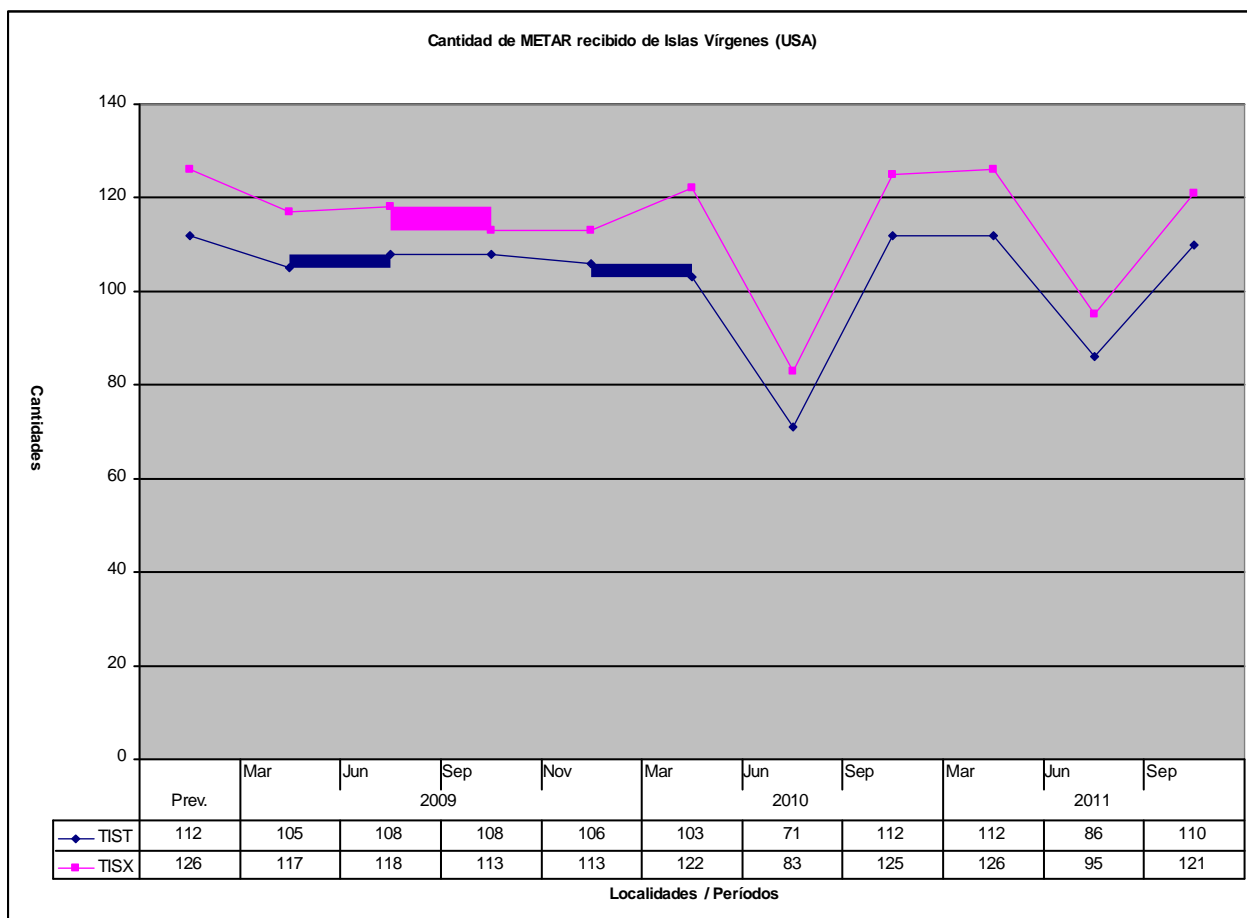
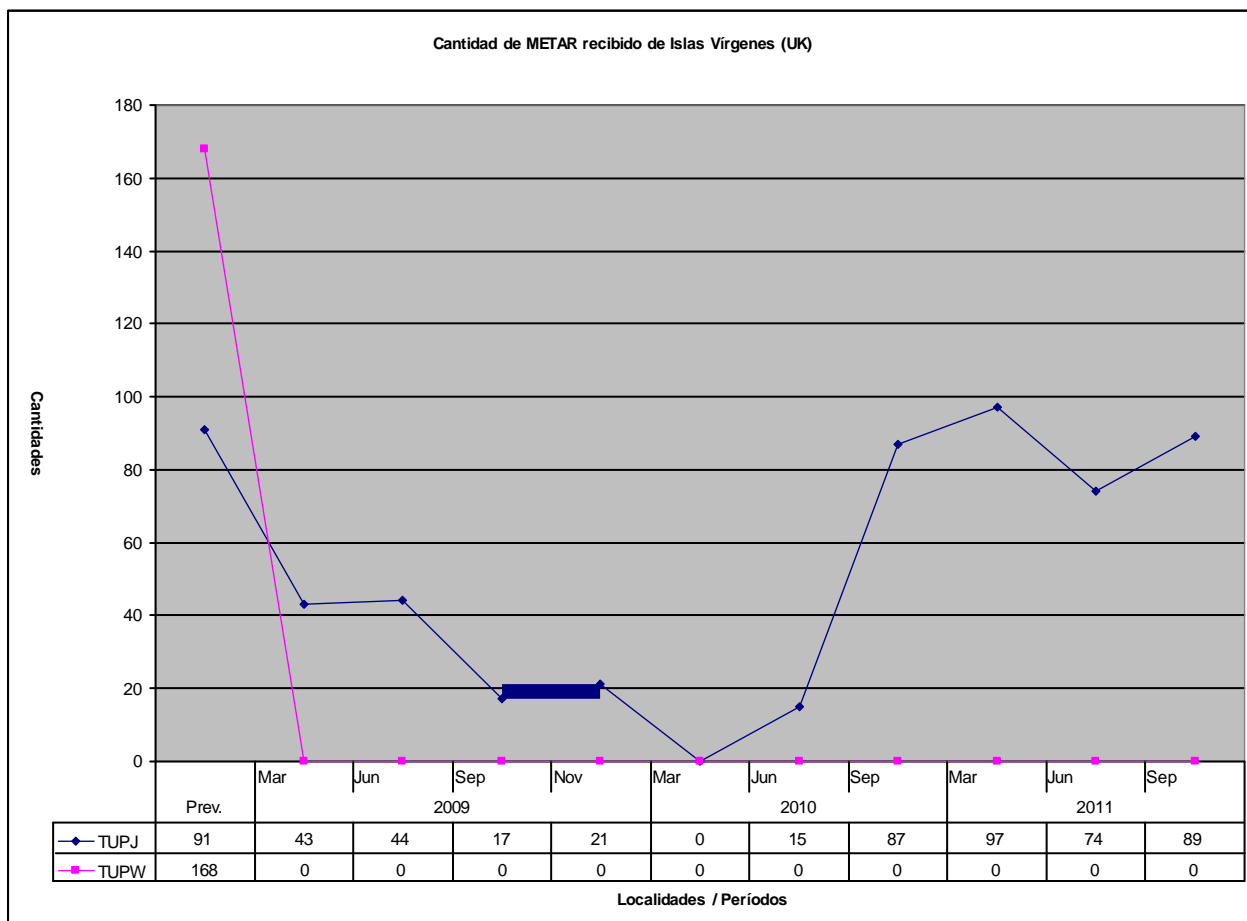




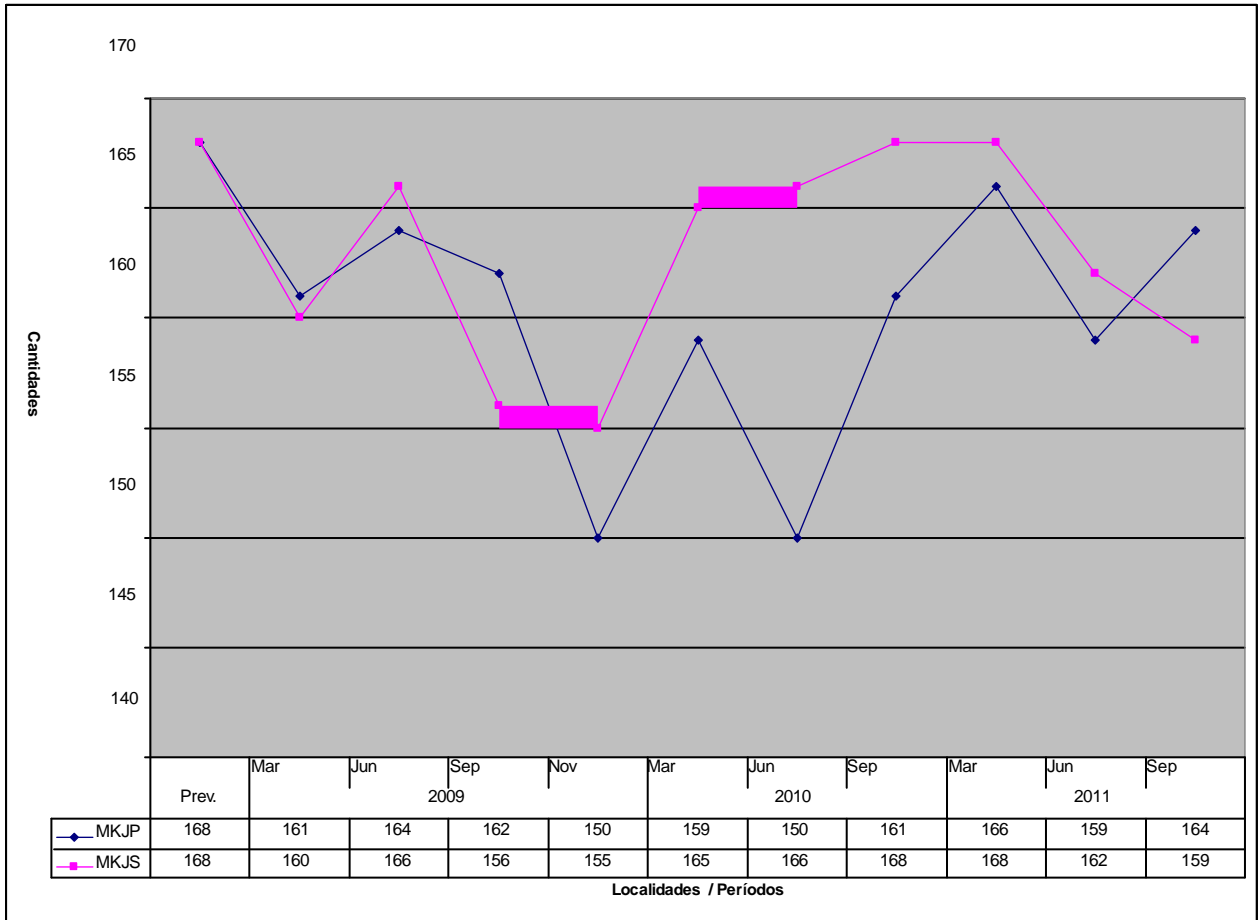




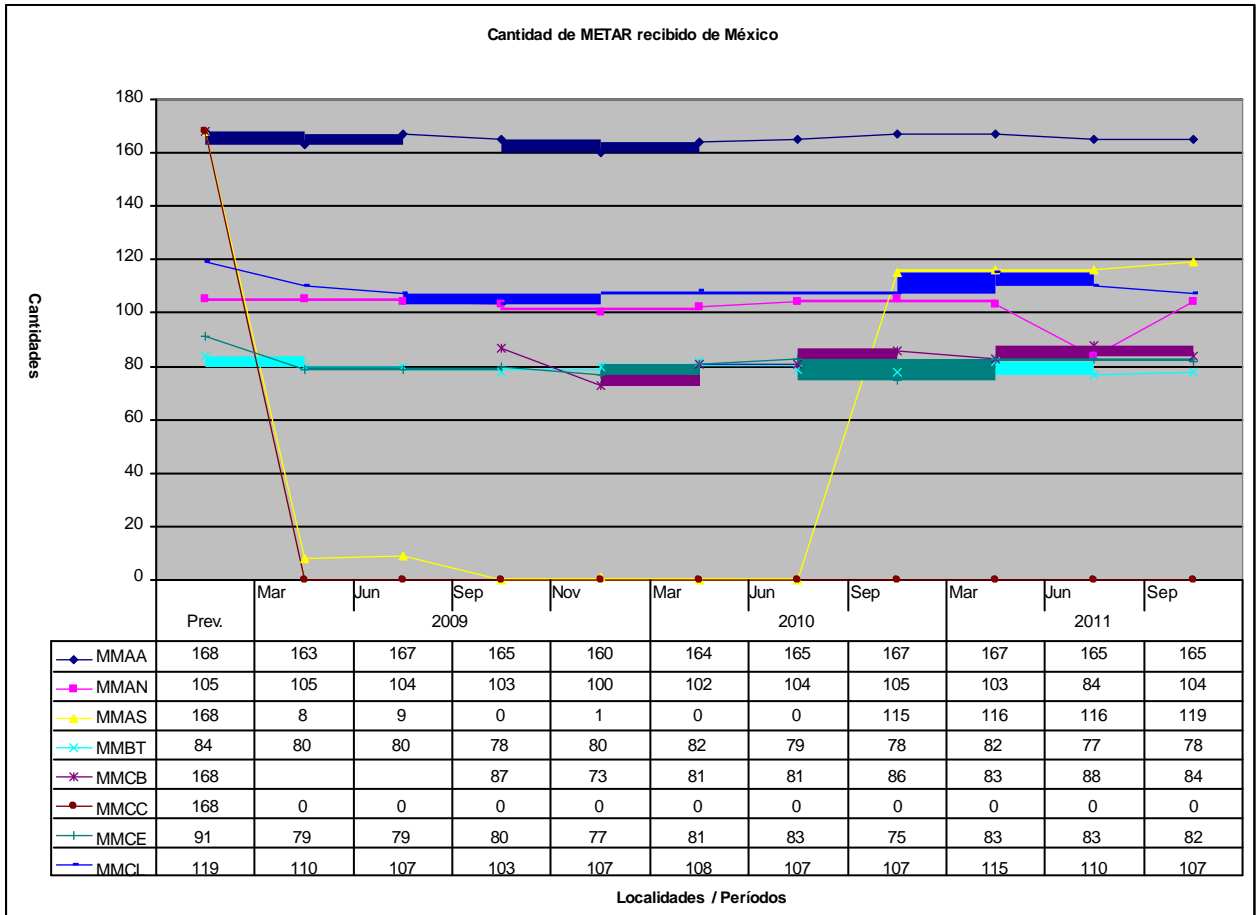


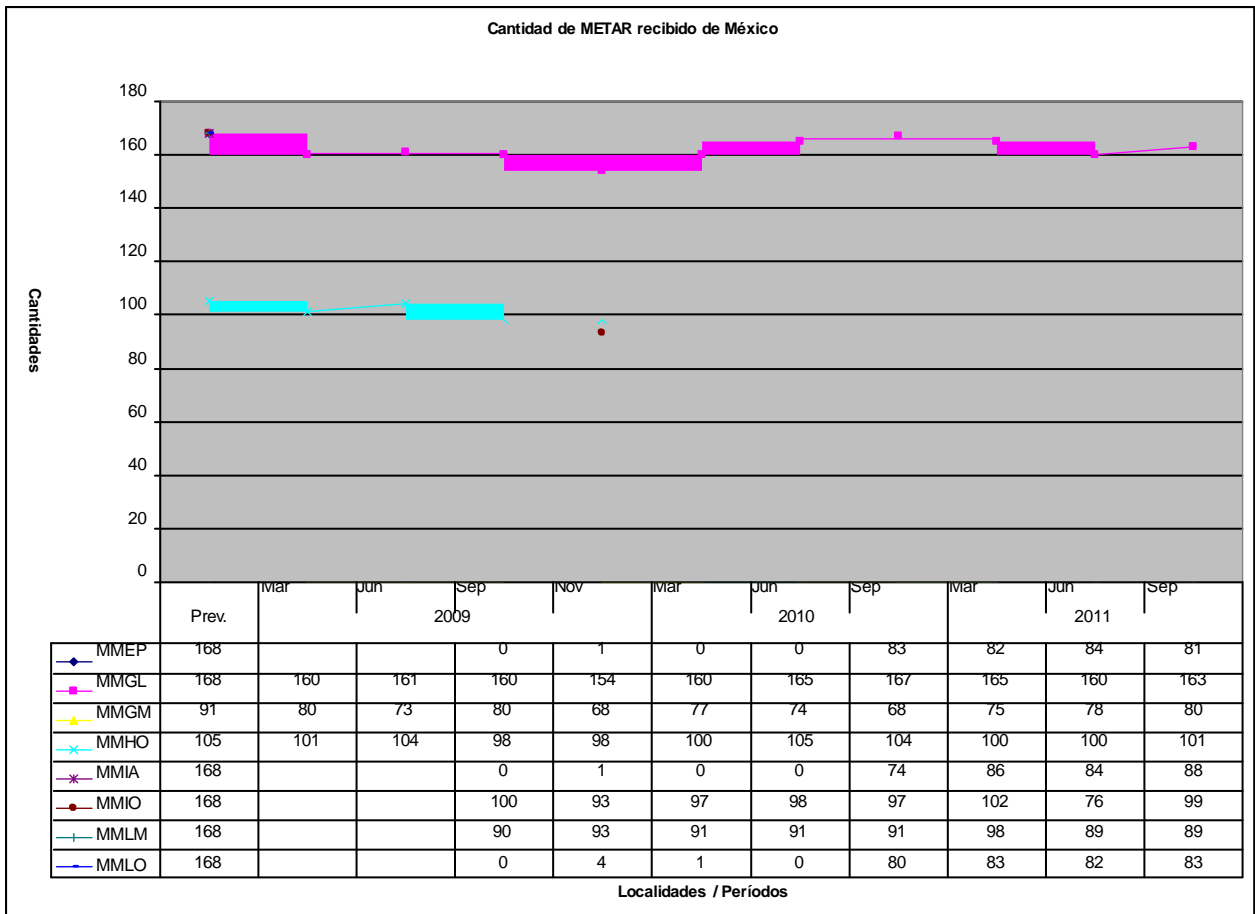
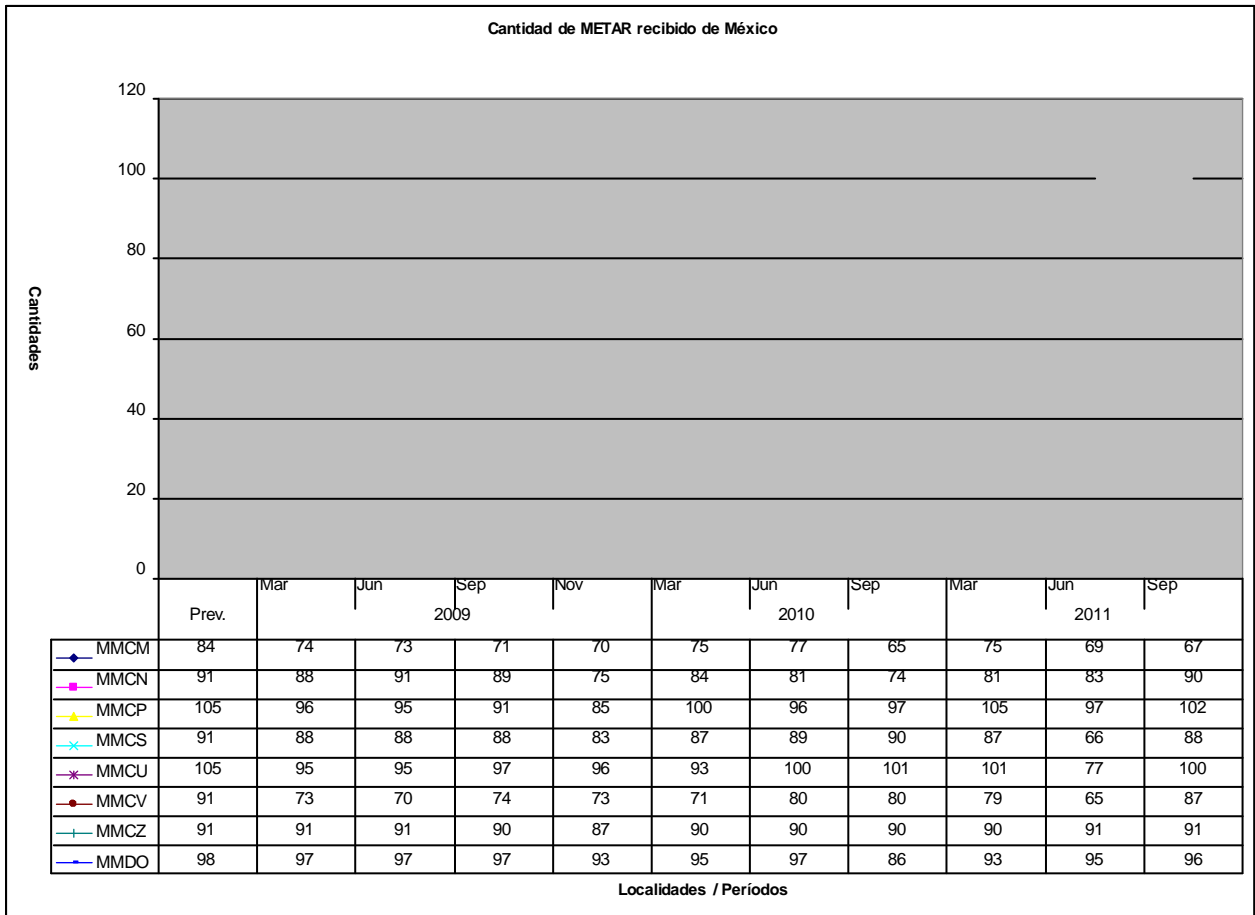


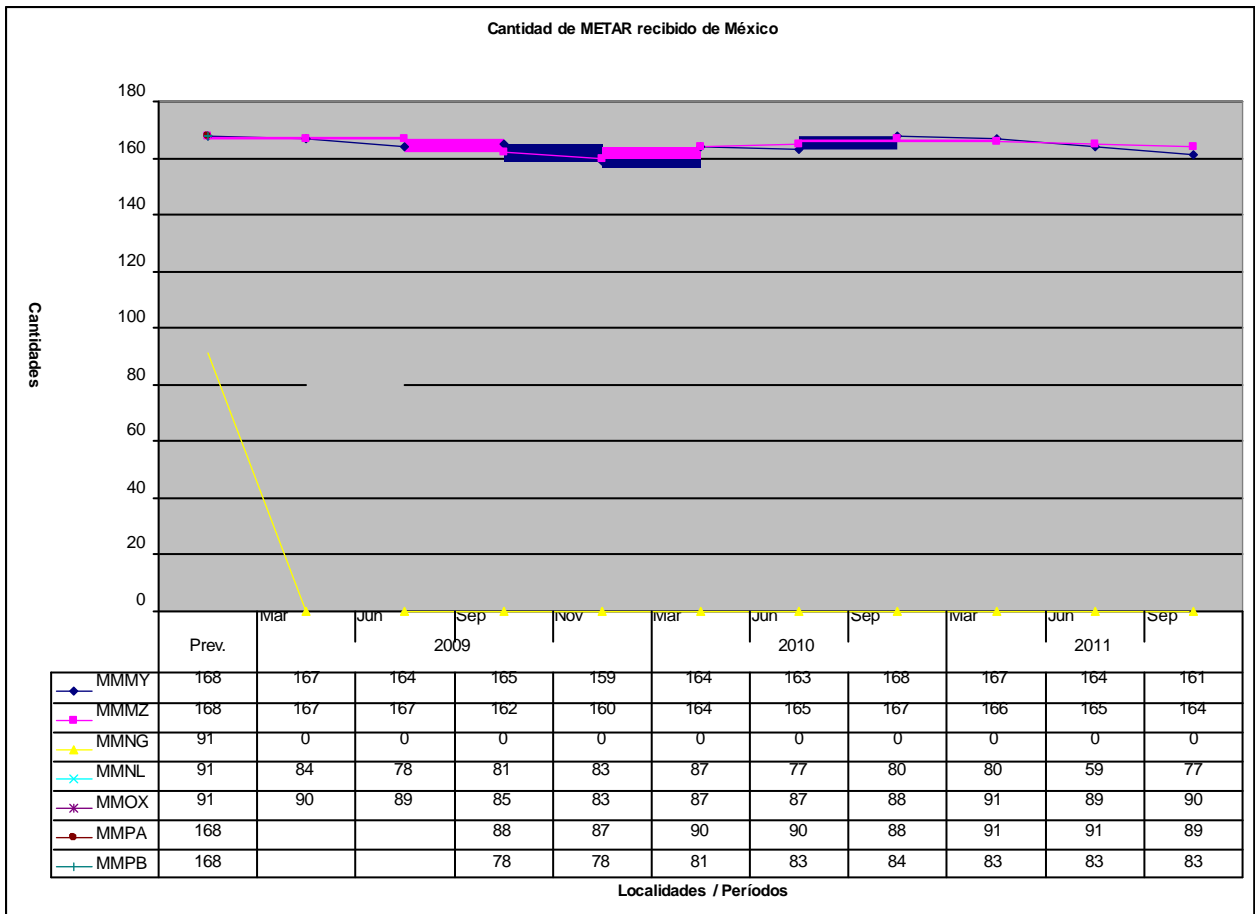
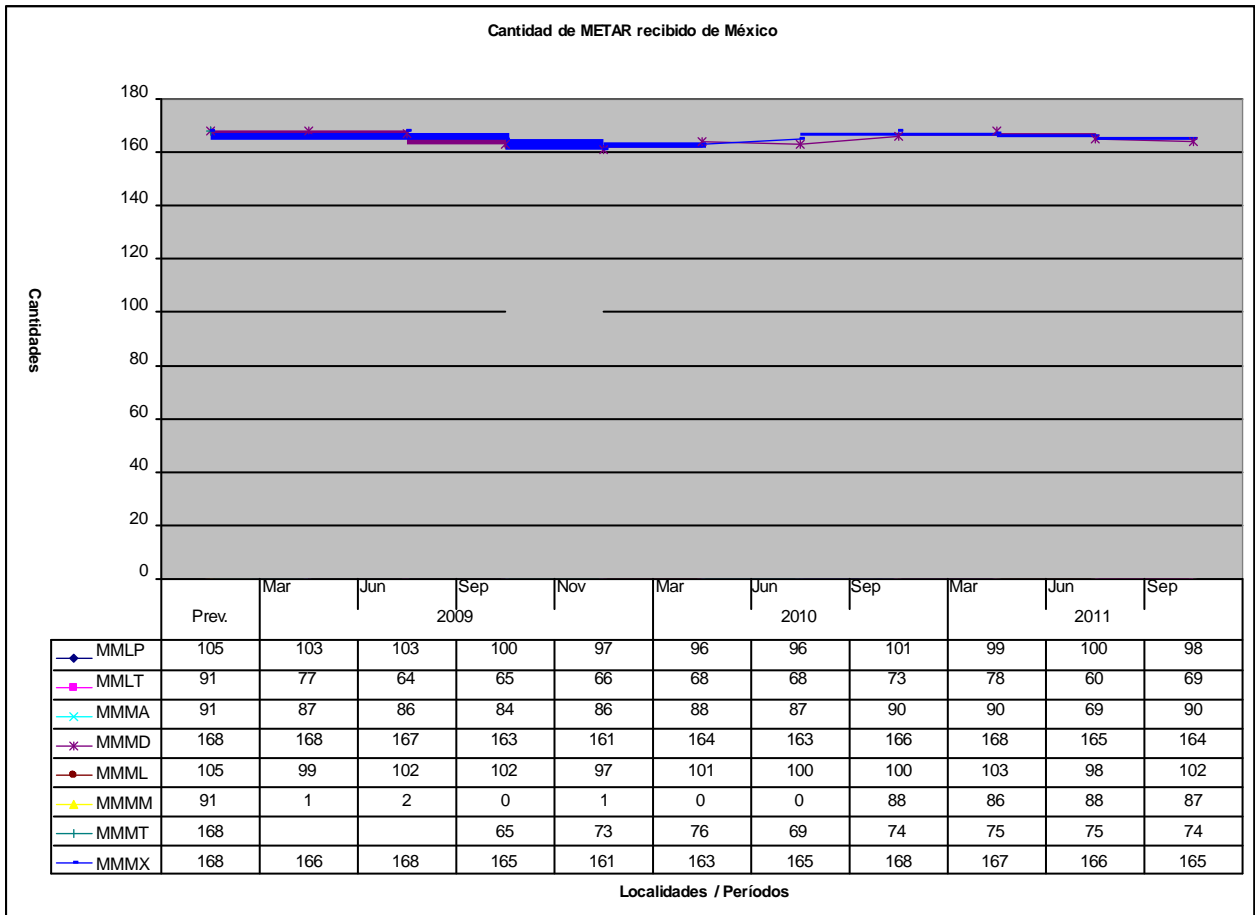
Cantidad de METAR recibido de Jamaica

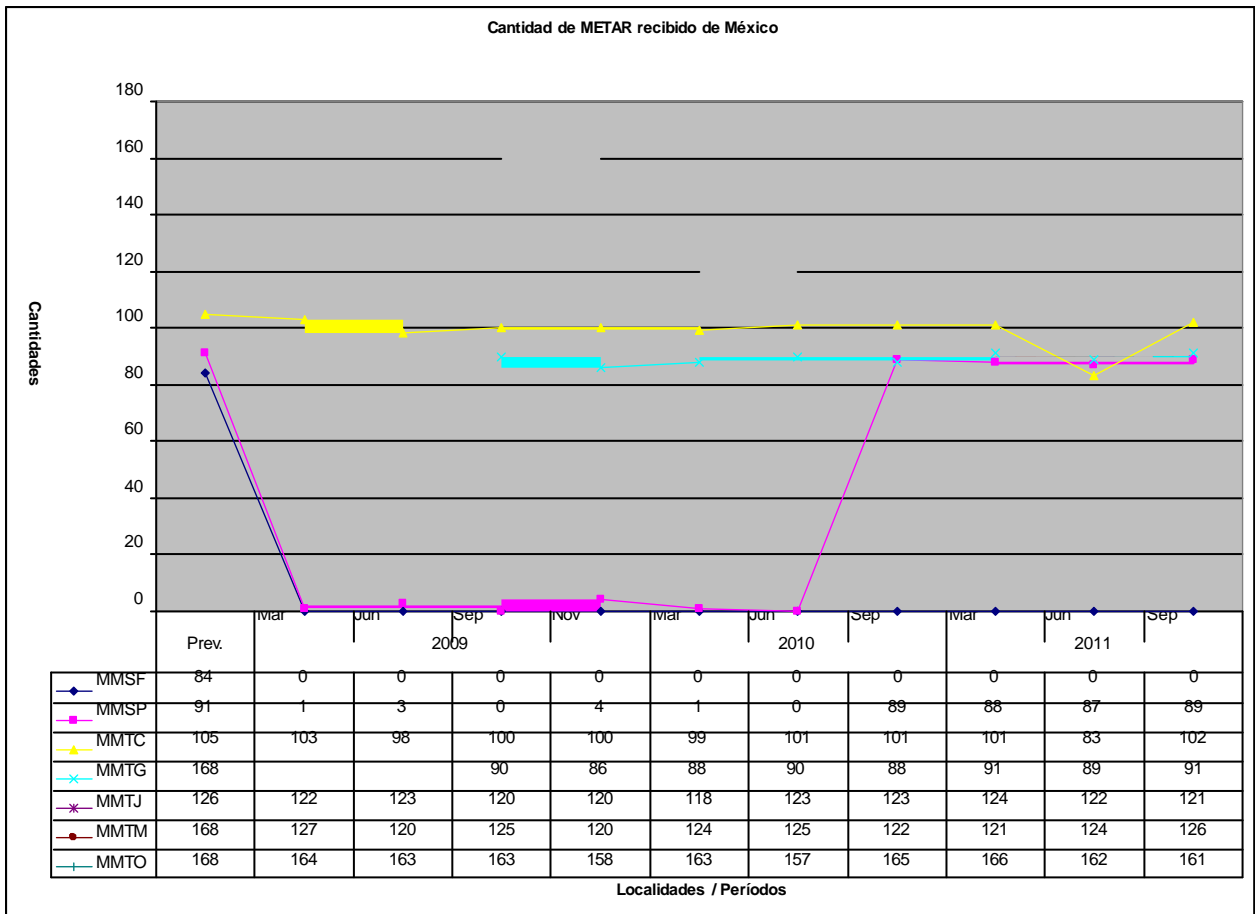
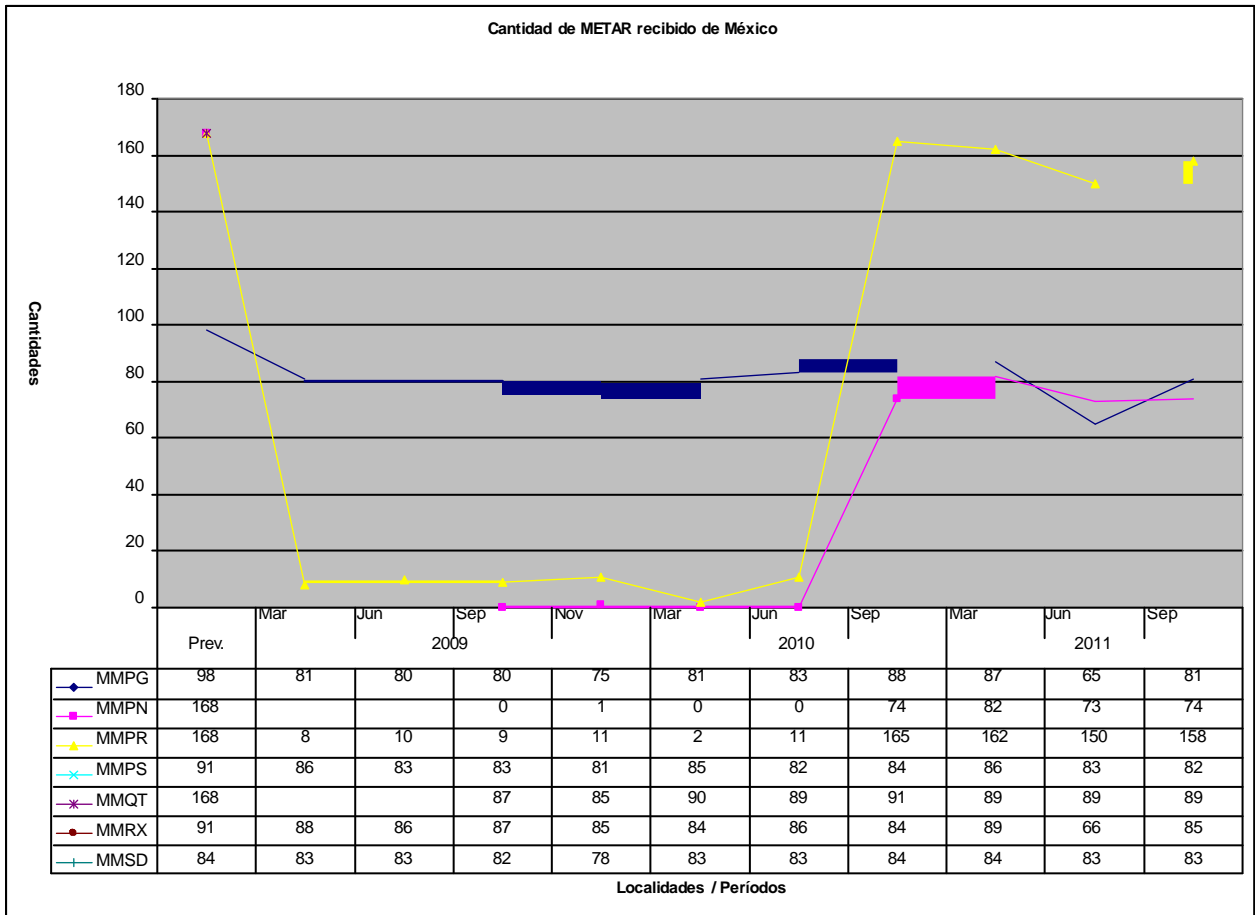


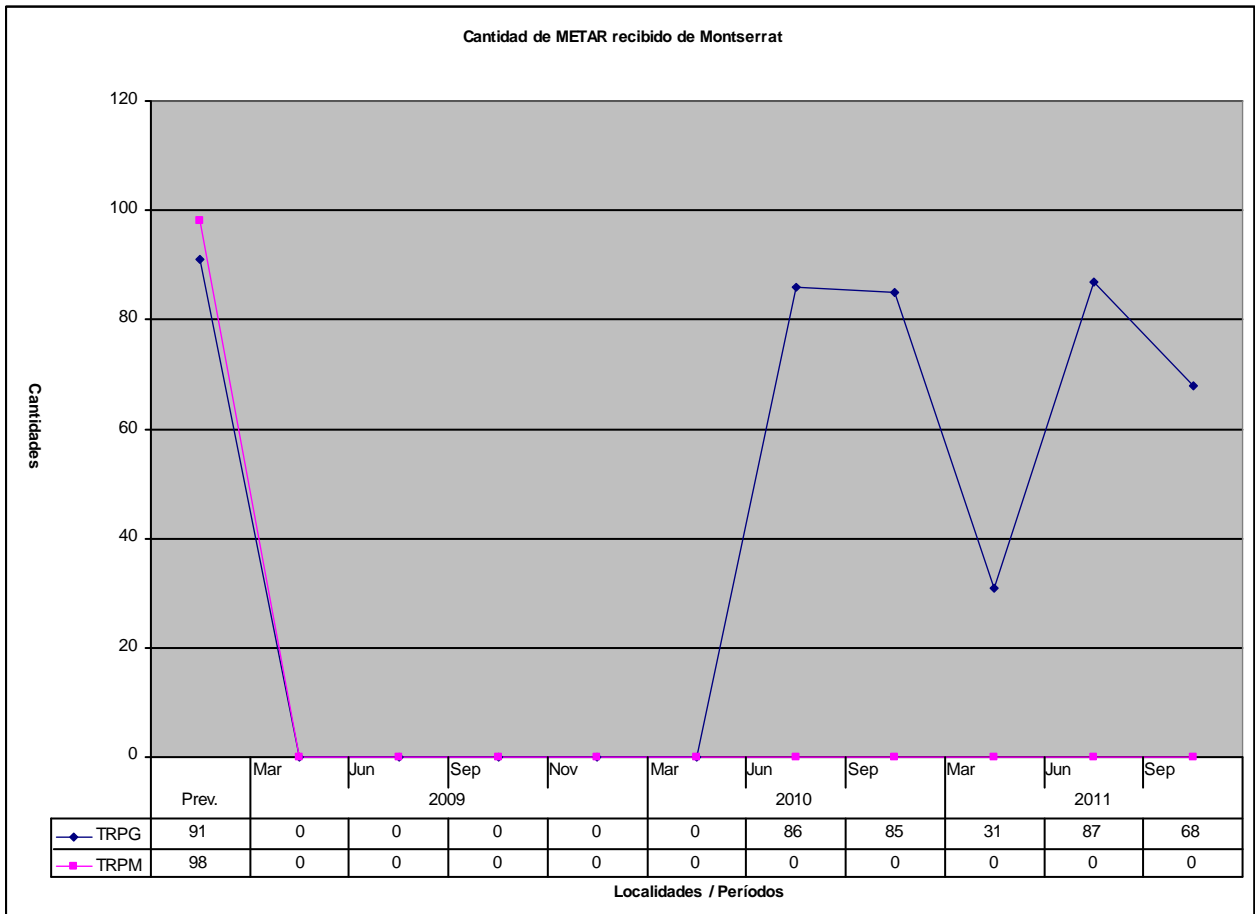
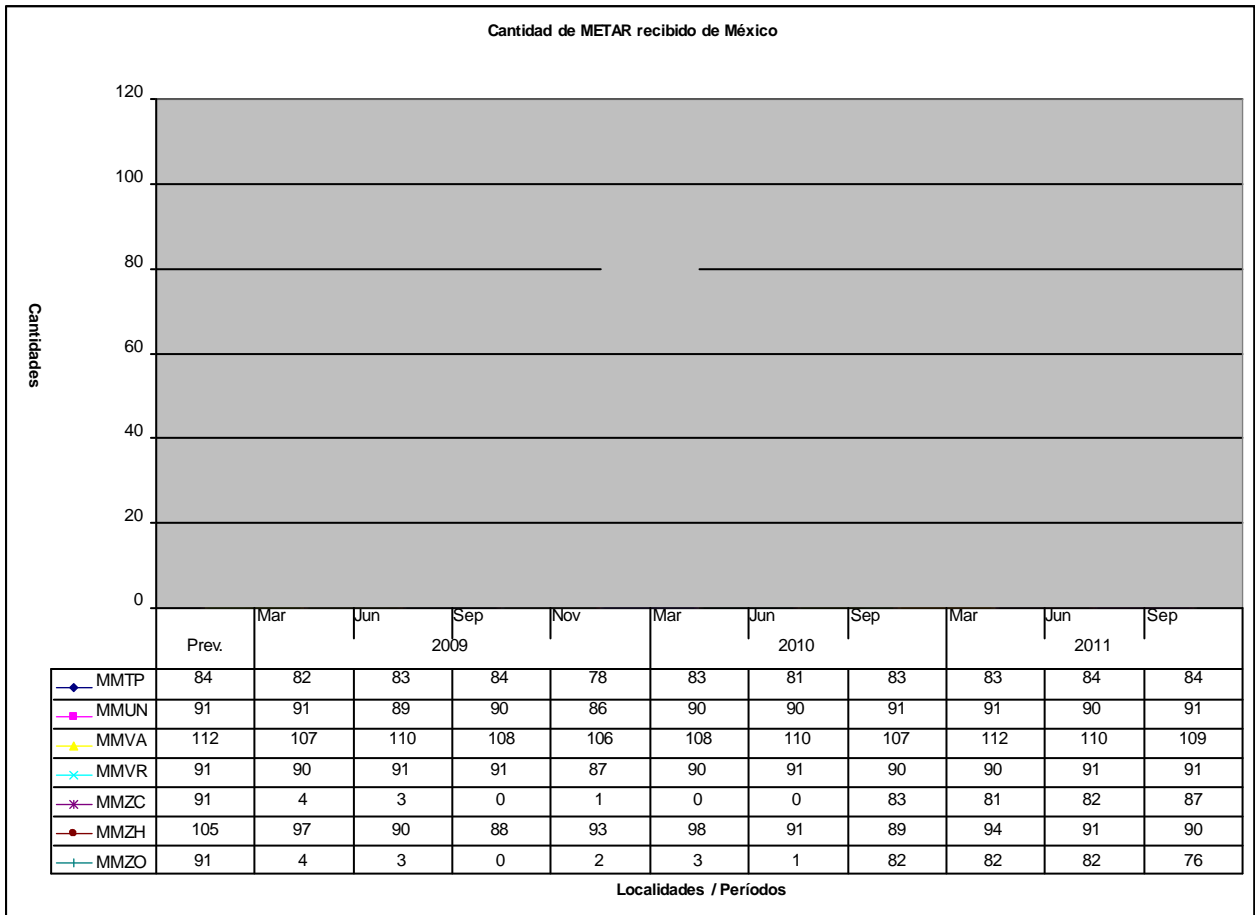
Cantidad de METAR recibido de México

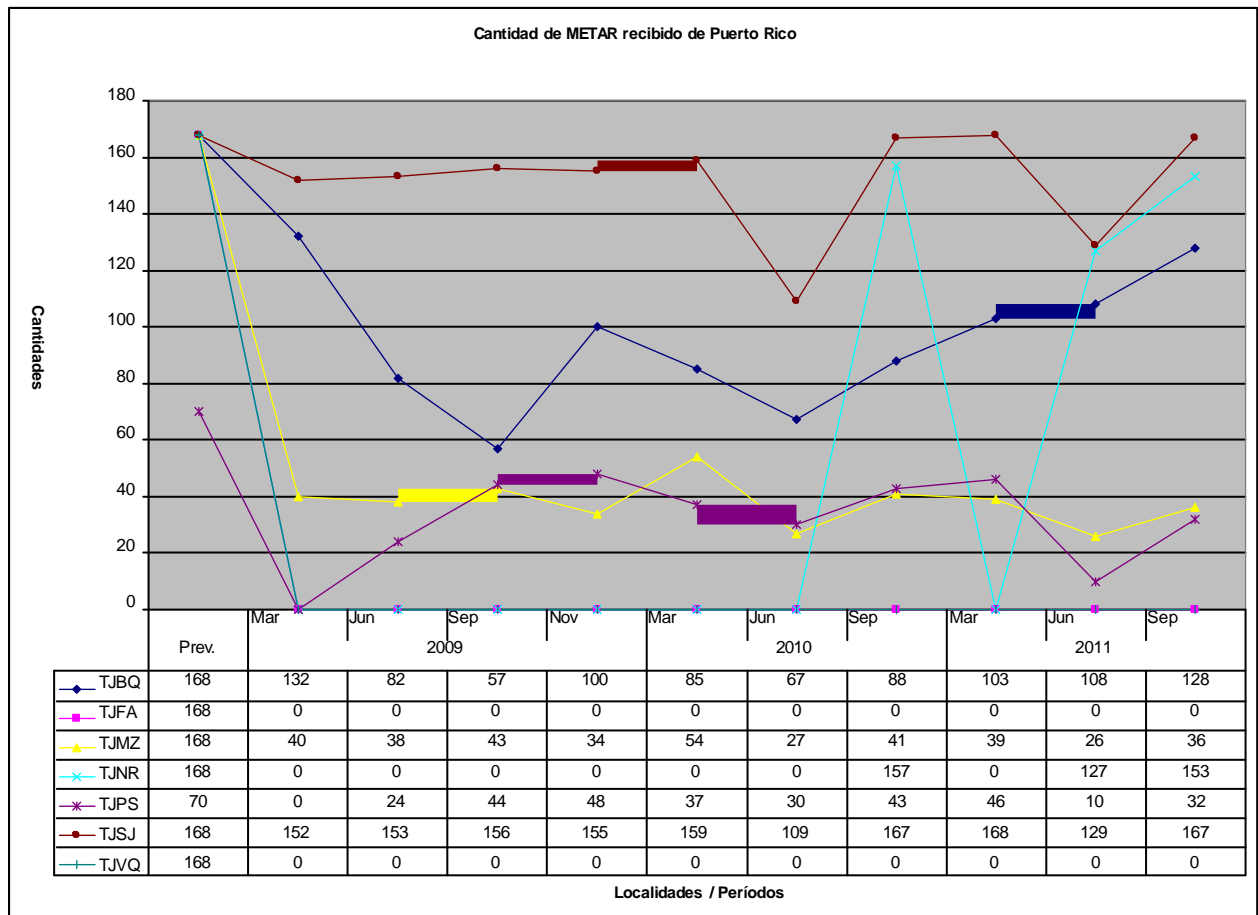
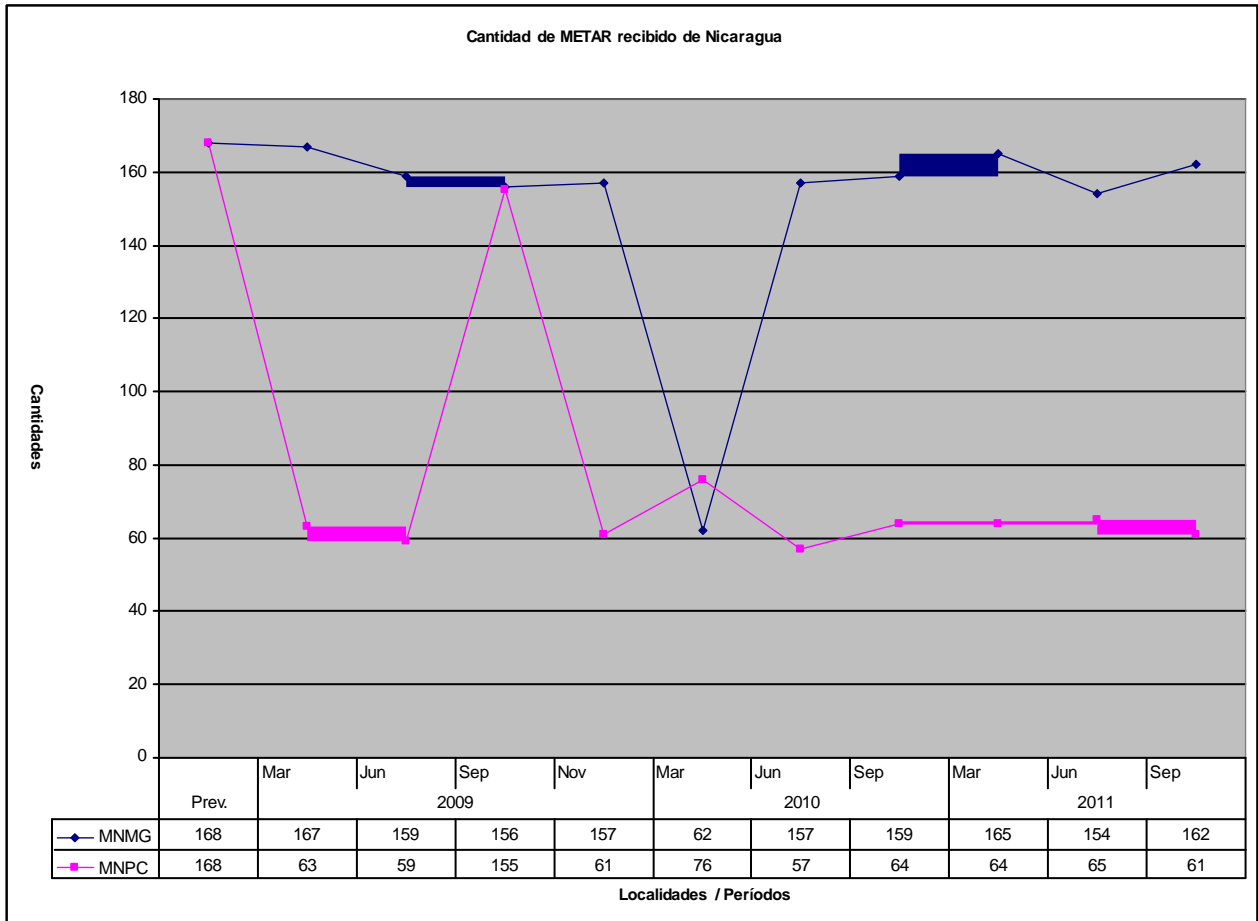


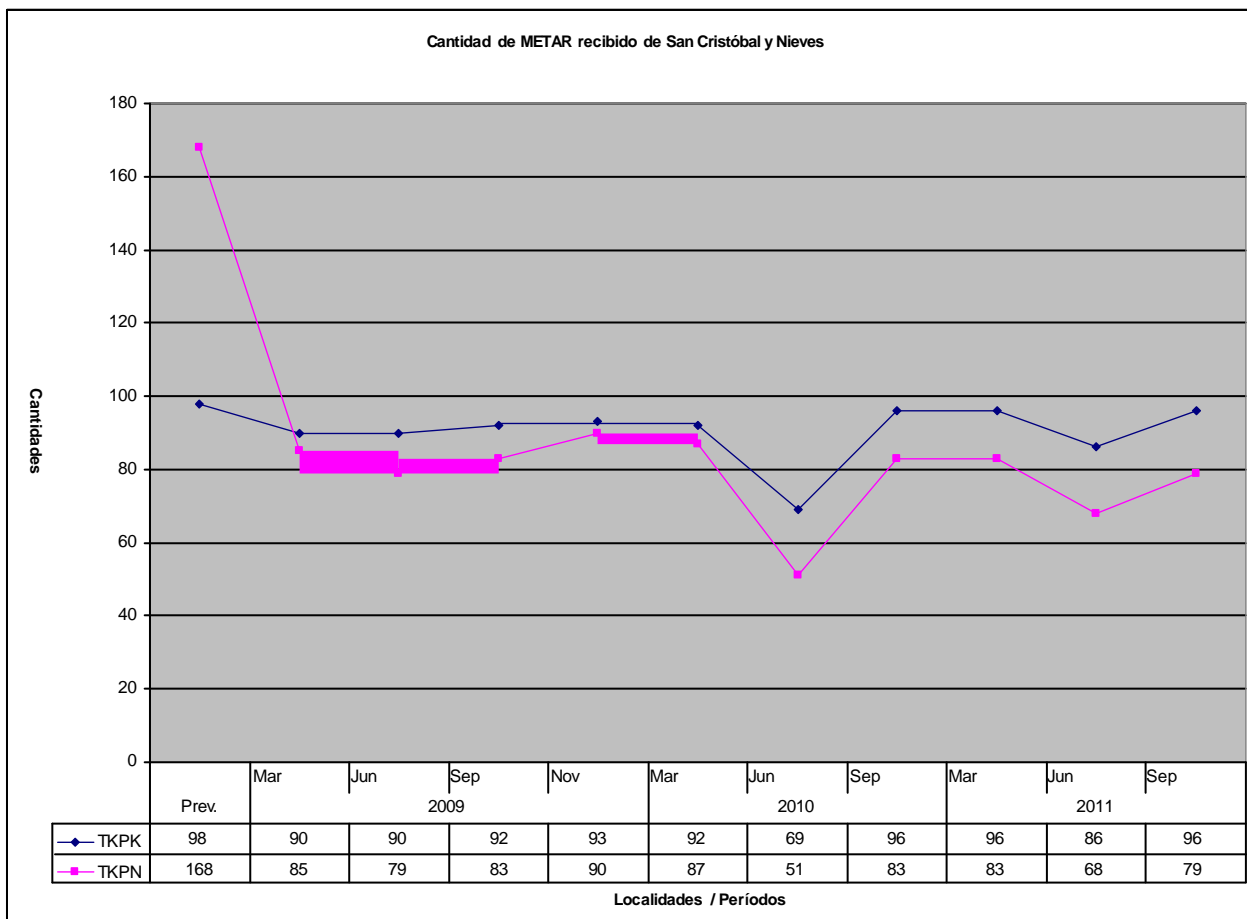
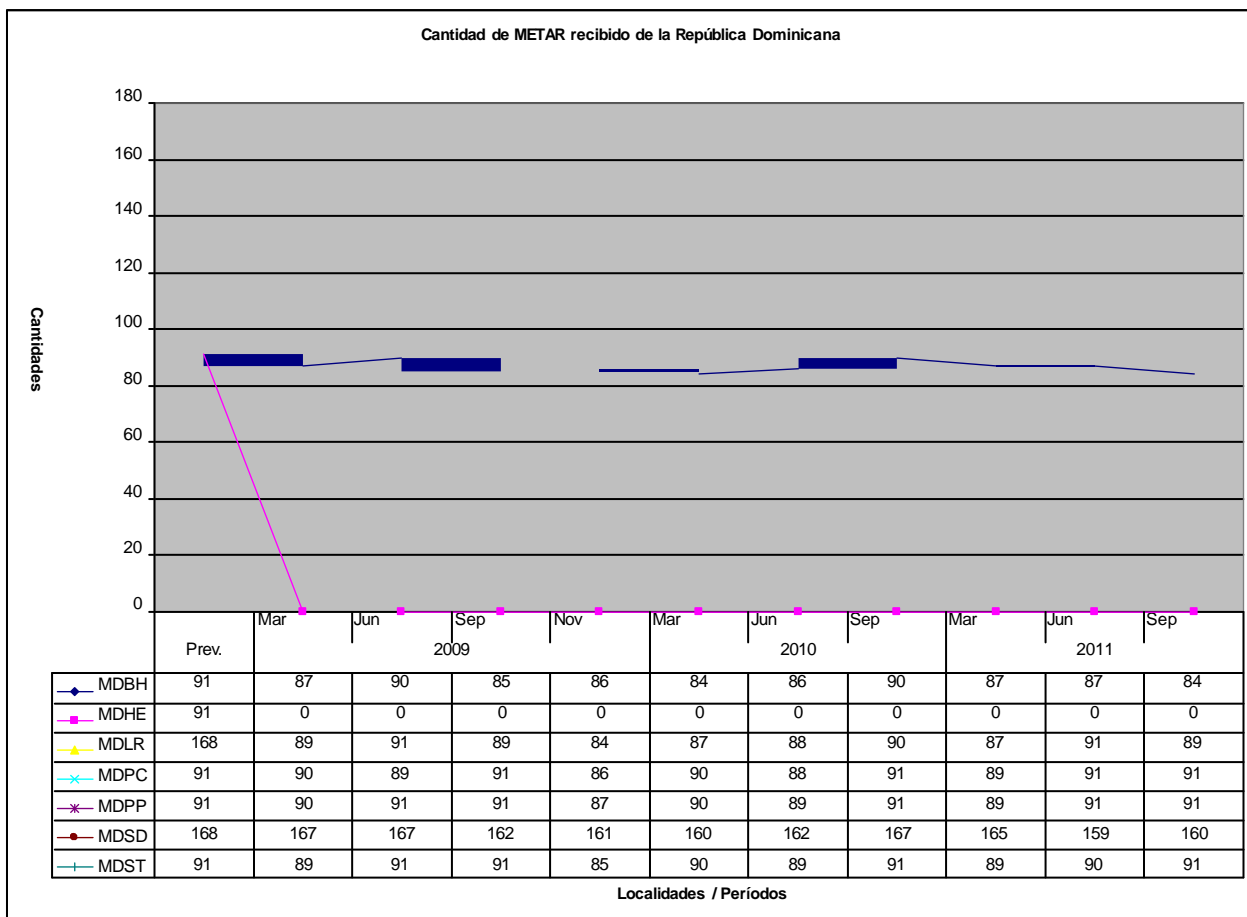


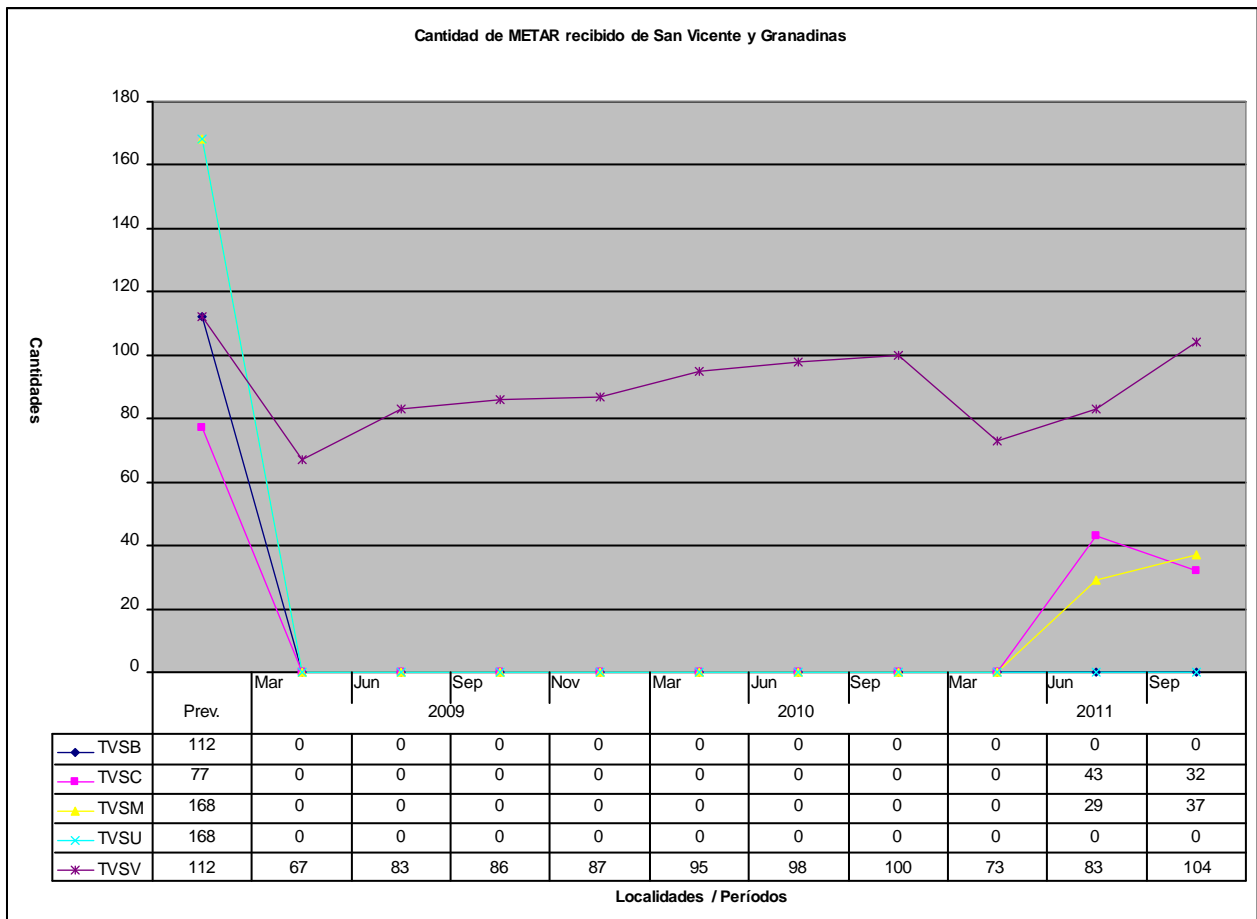
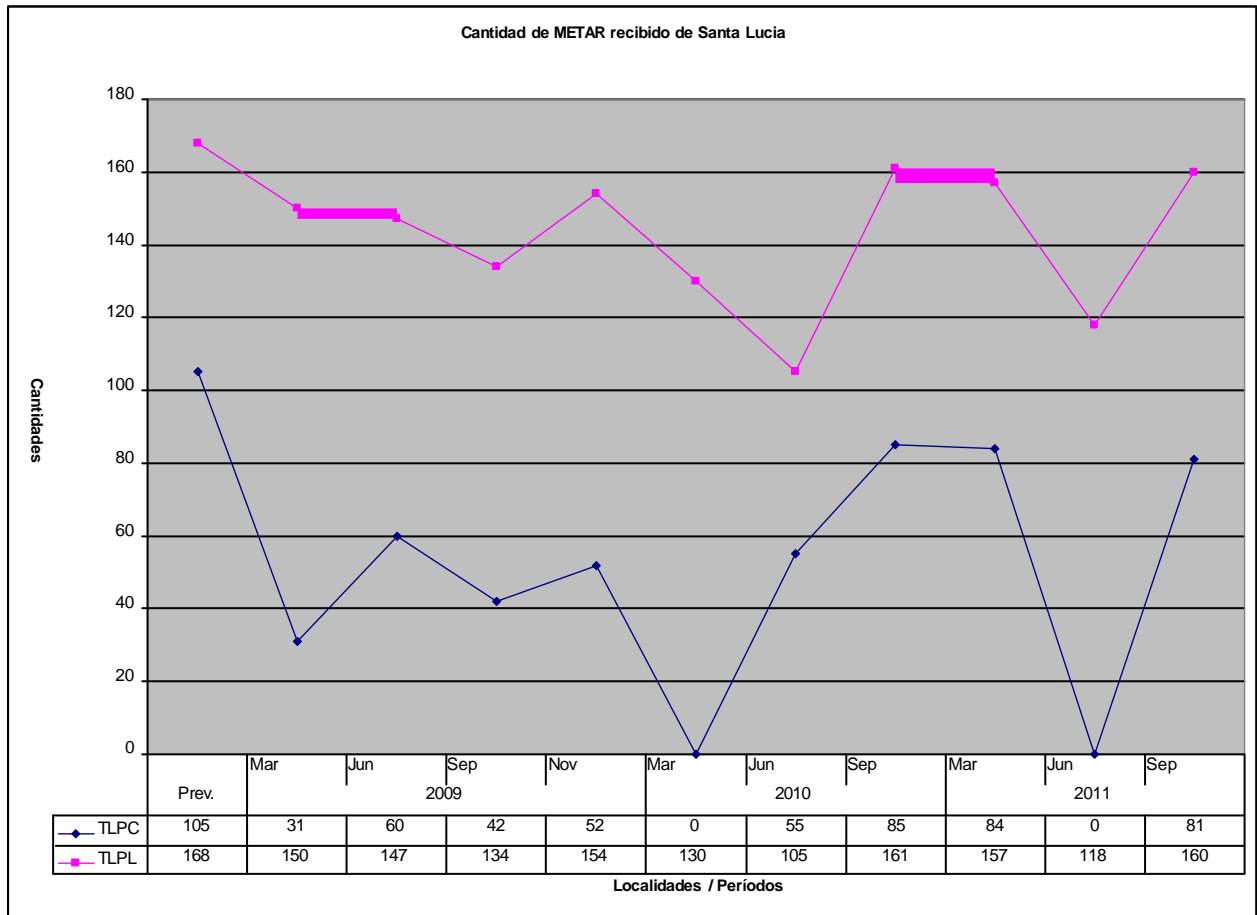


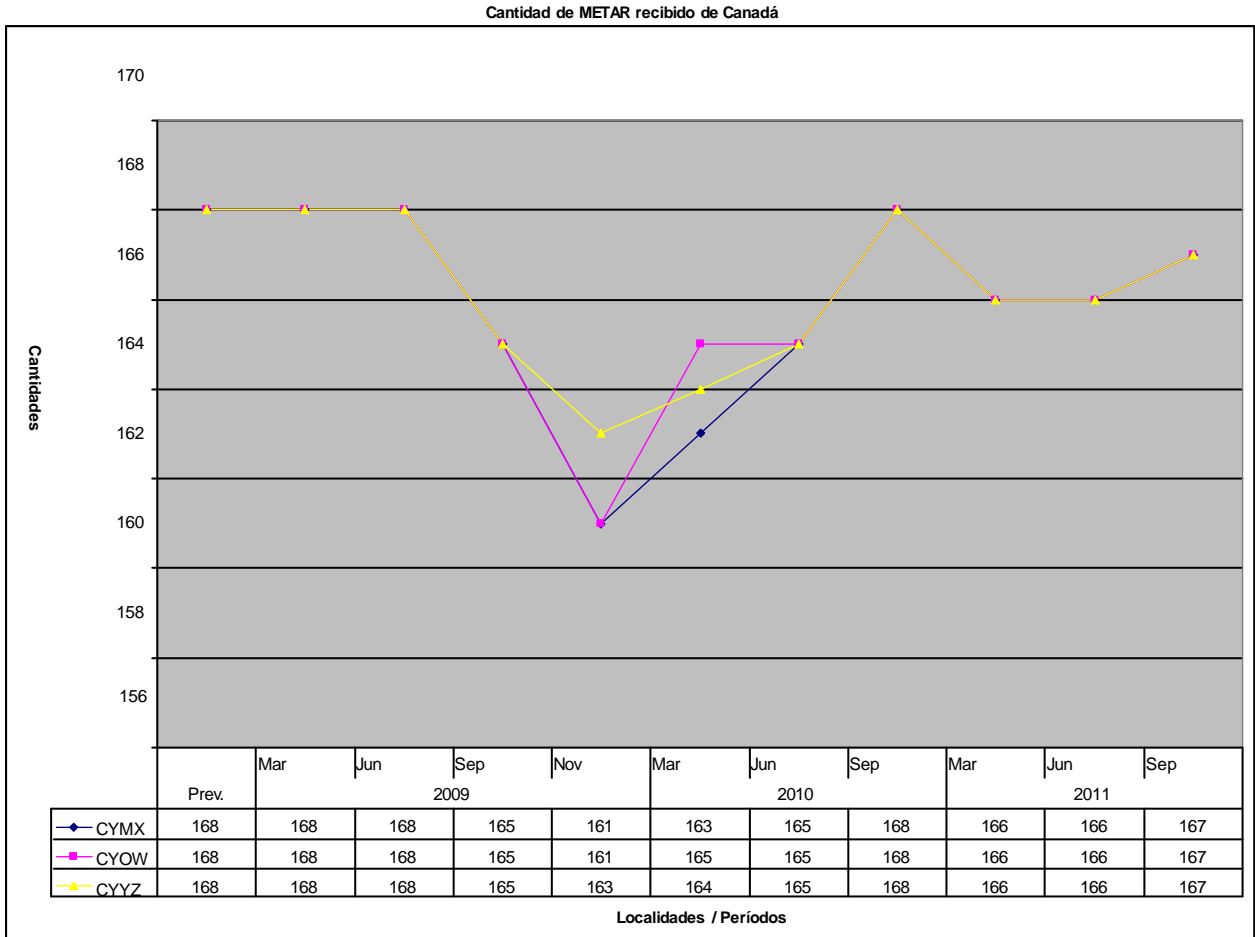
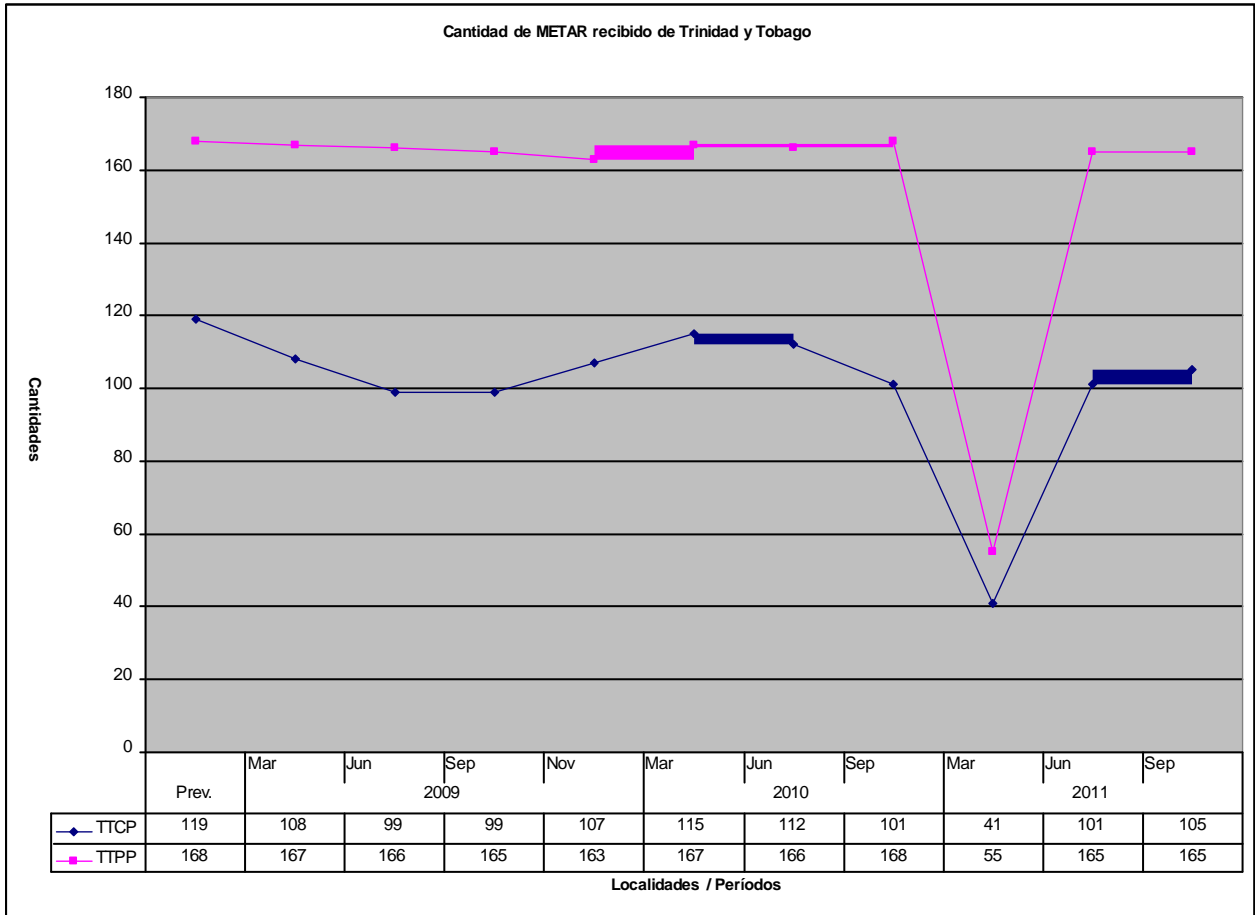


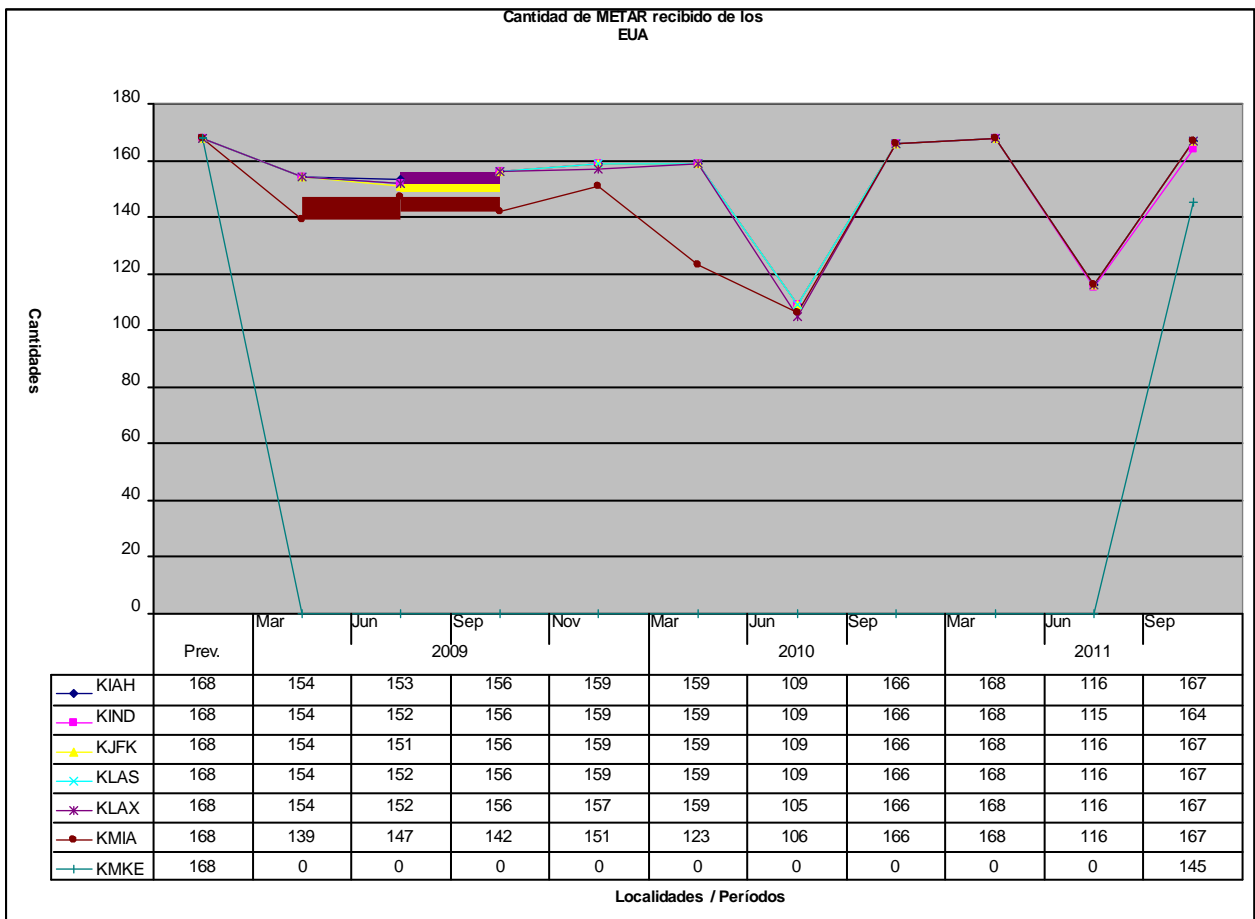
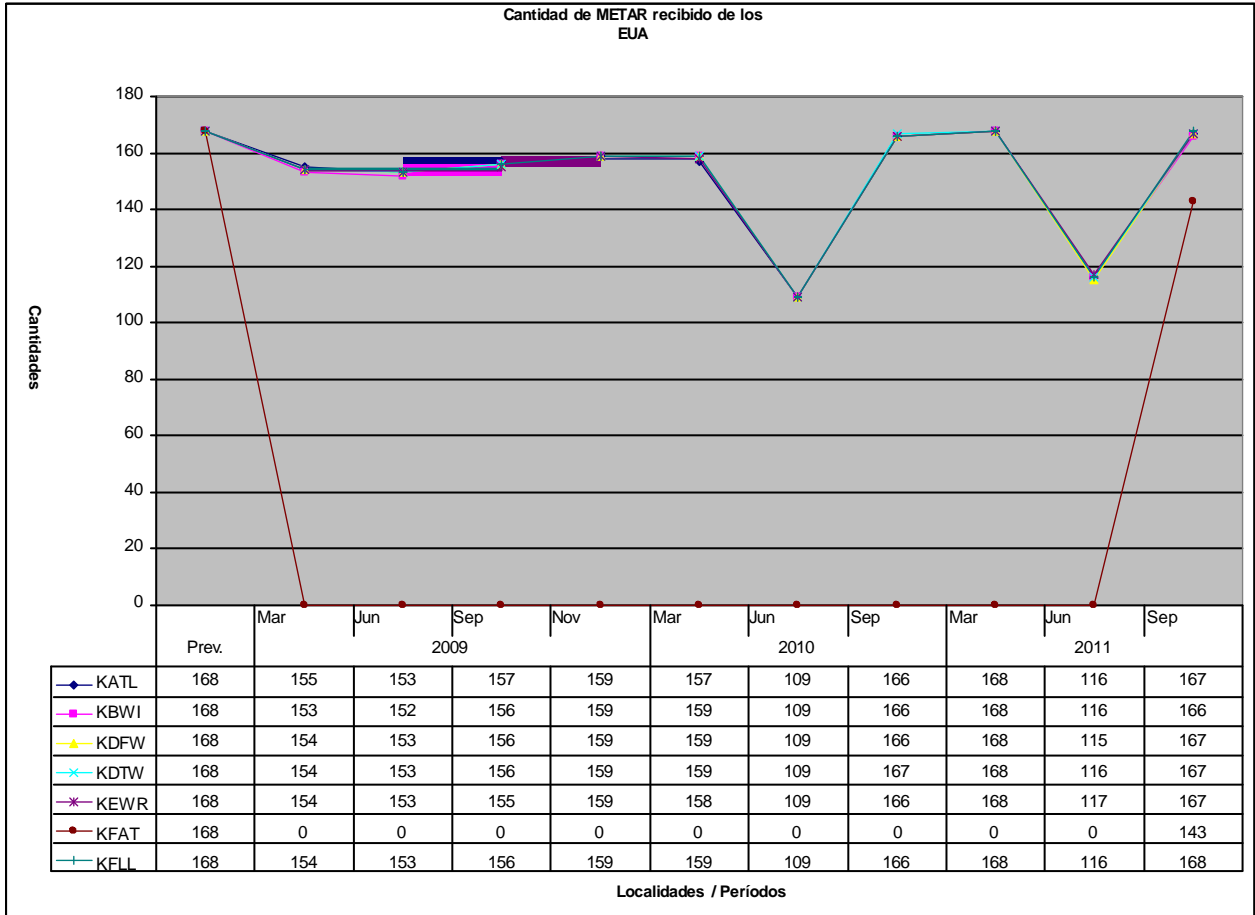


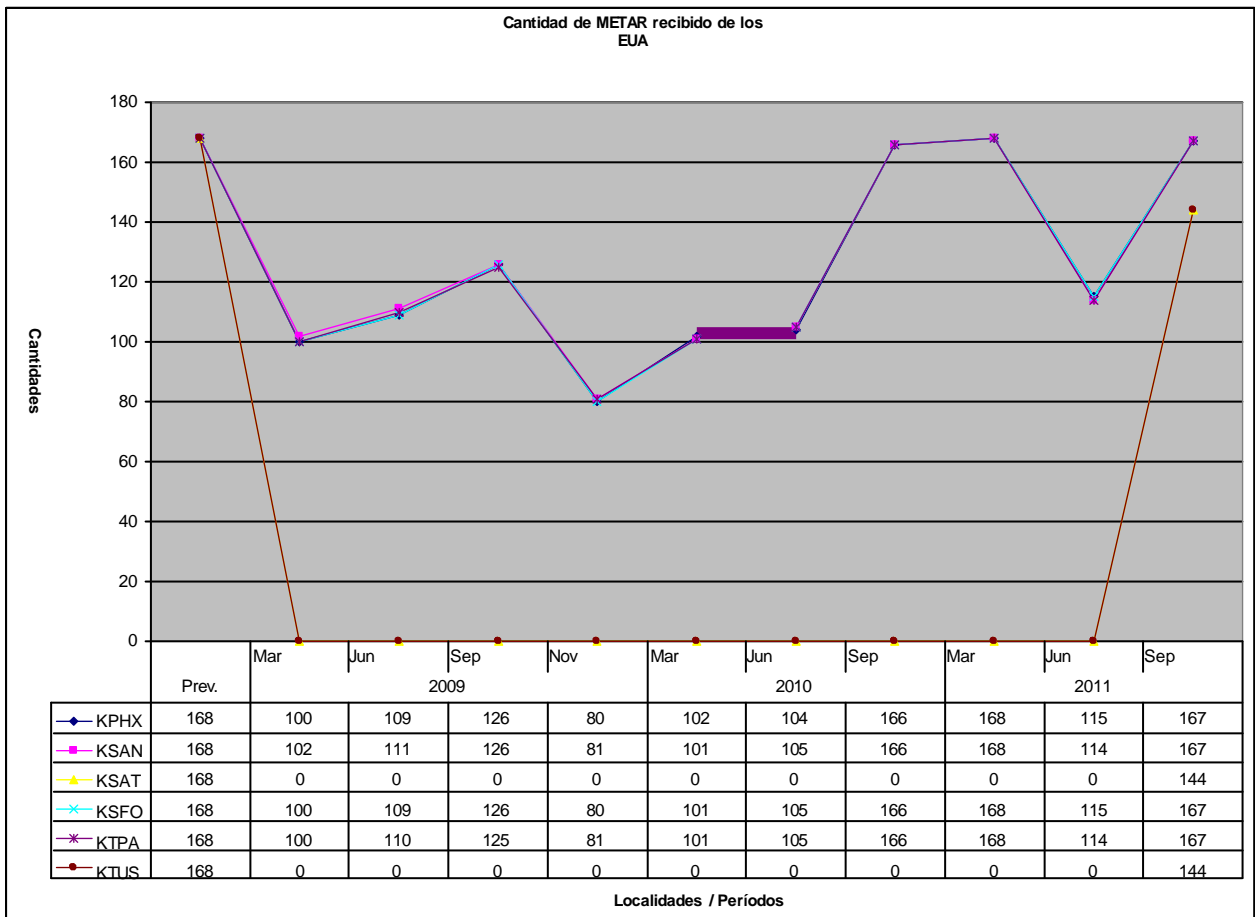
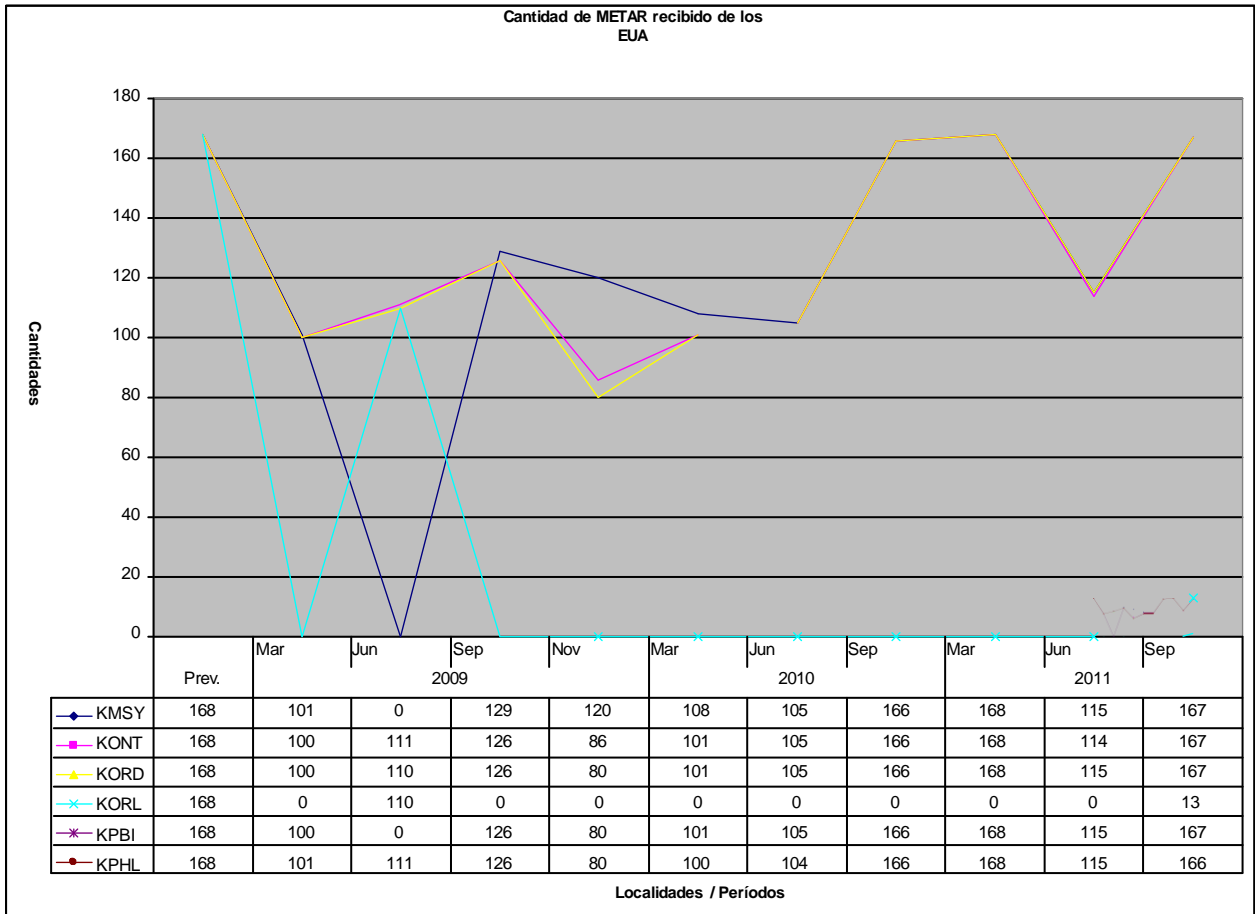


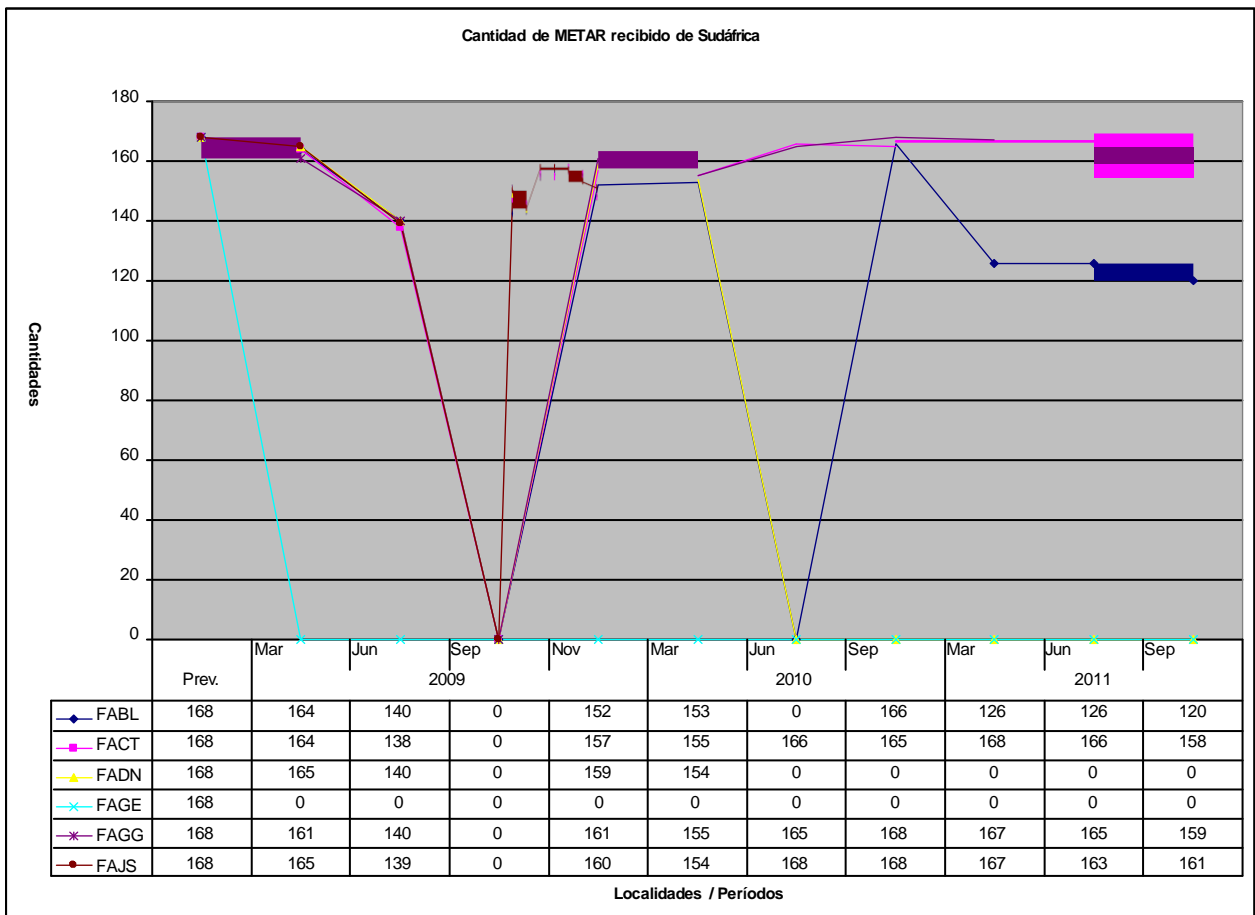
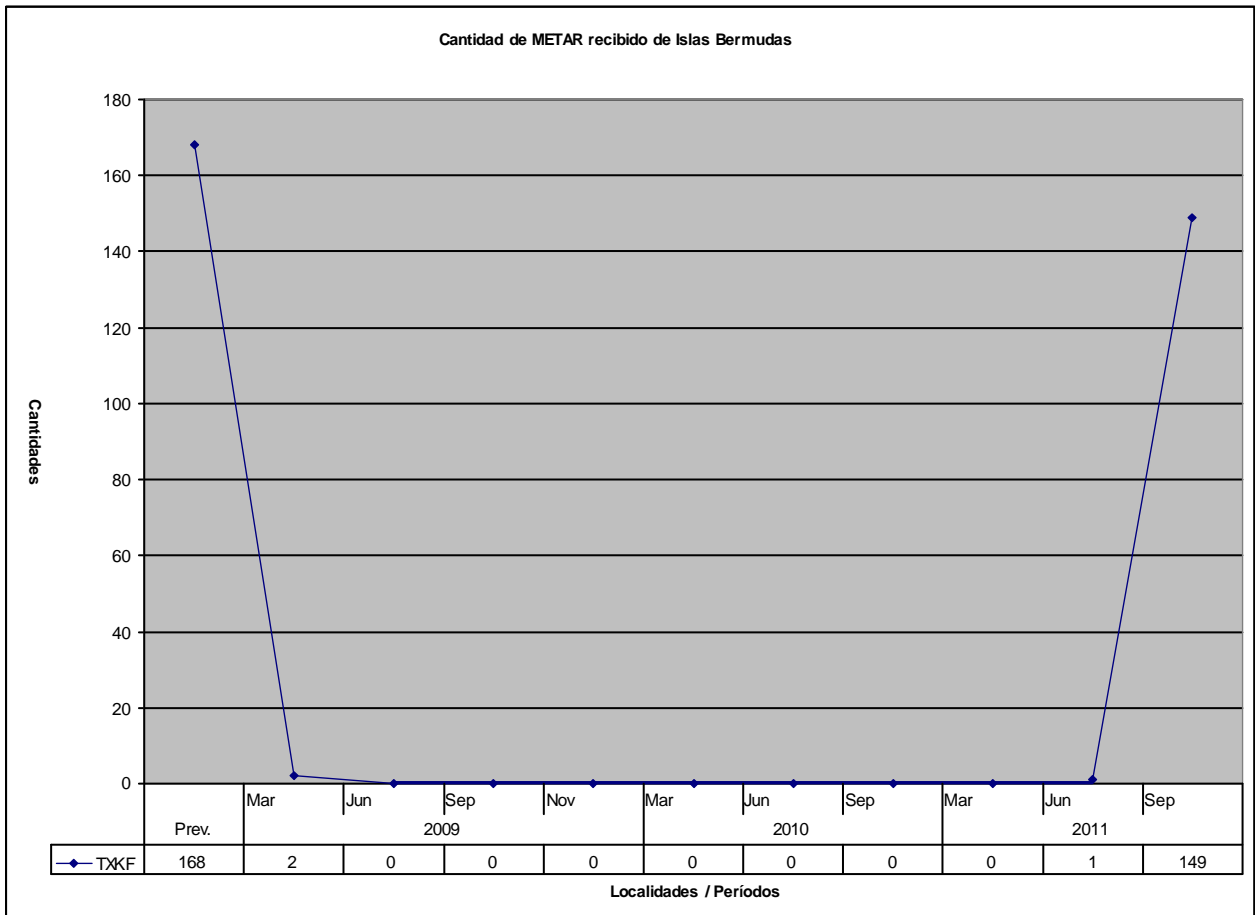


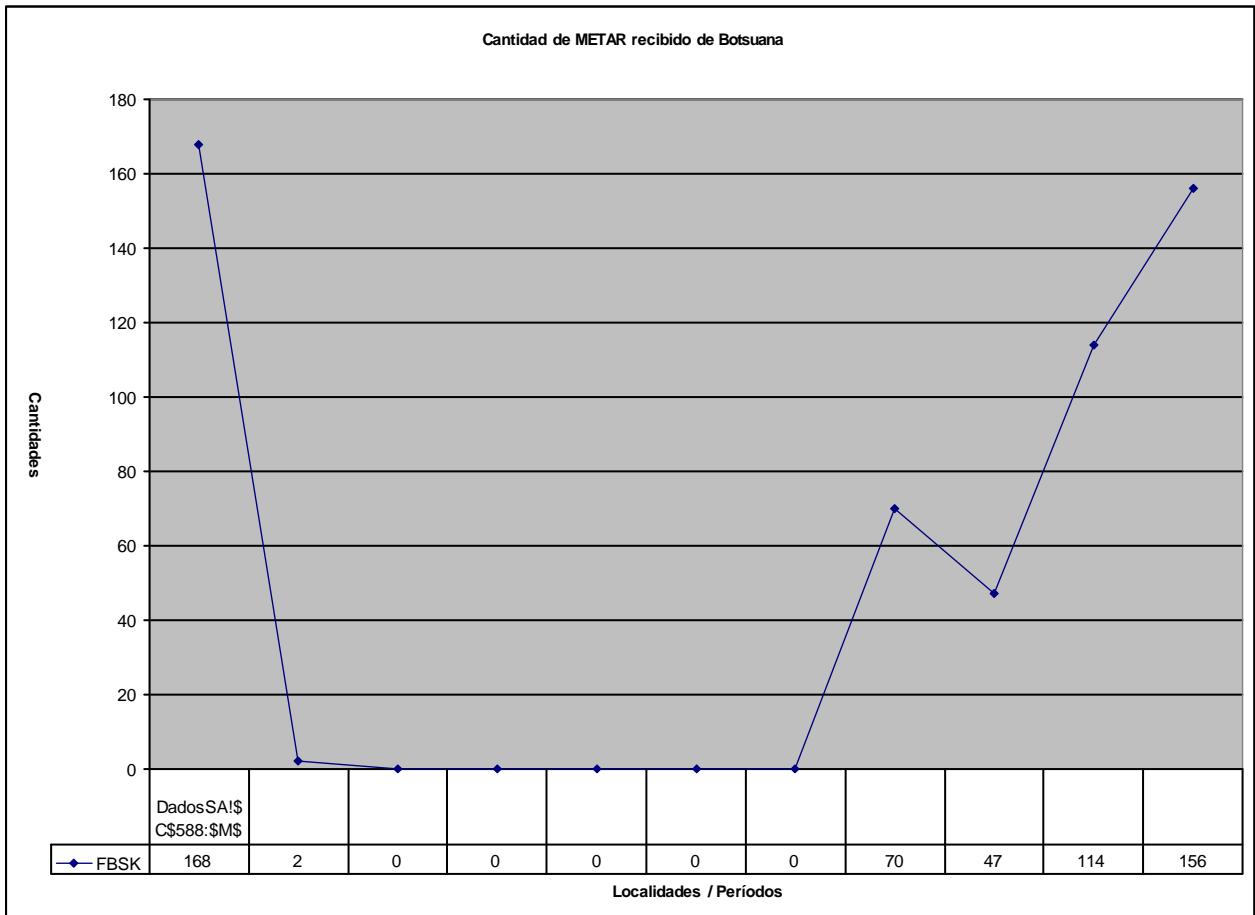
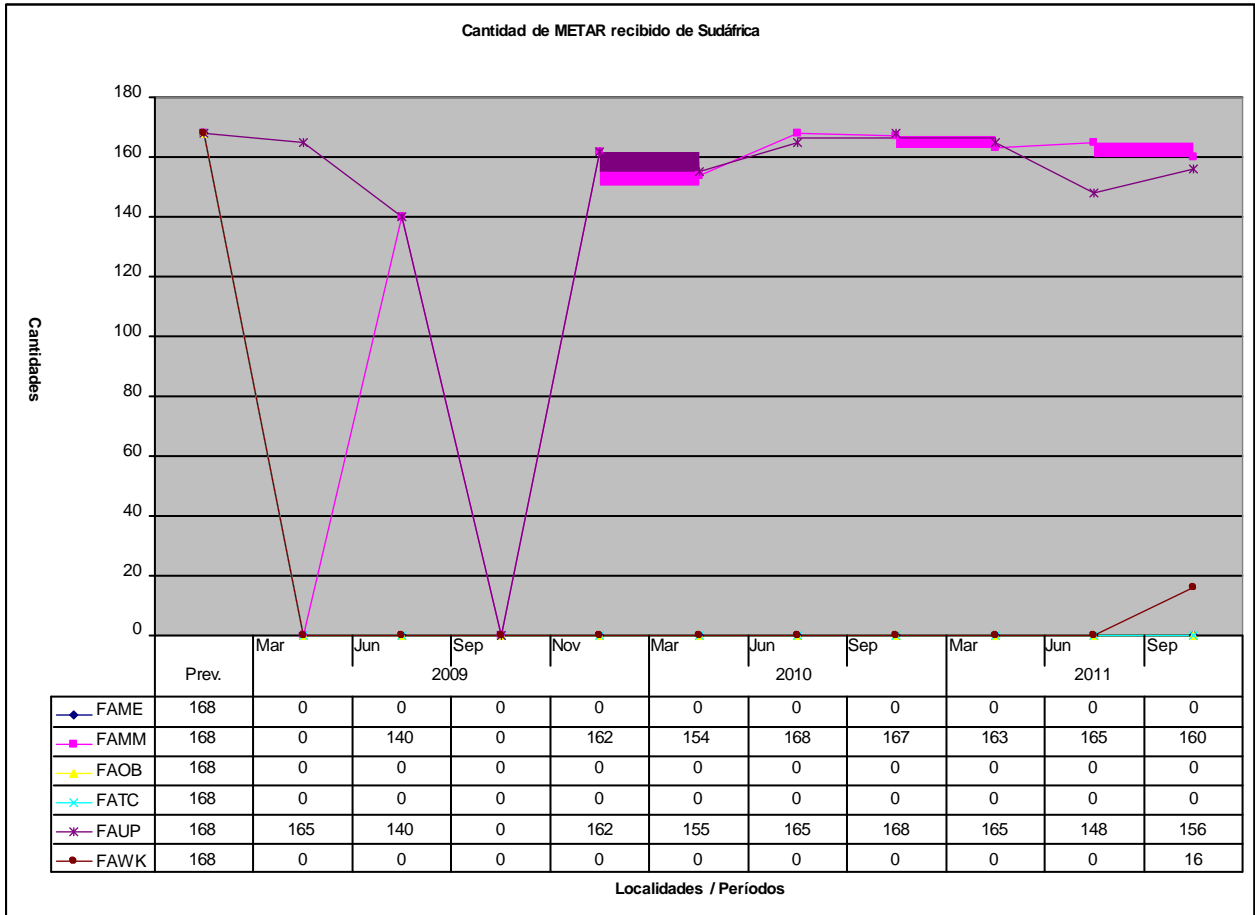




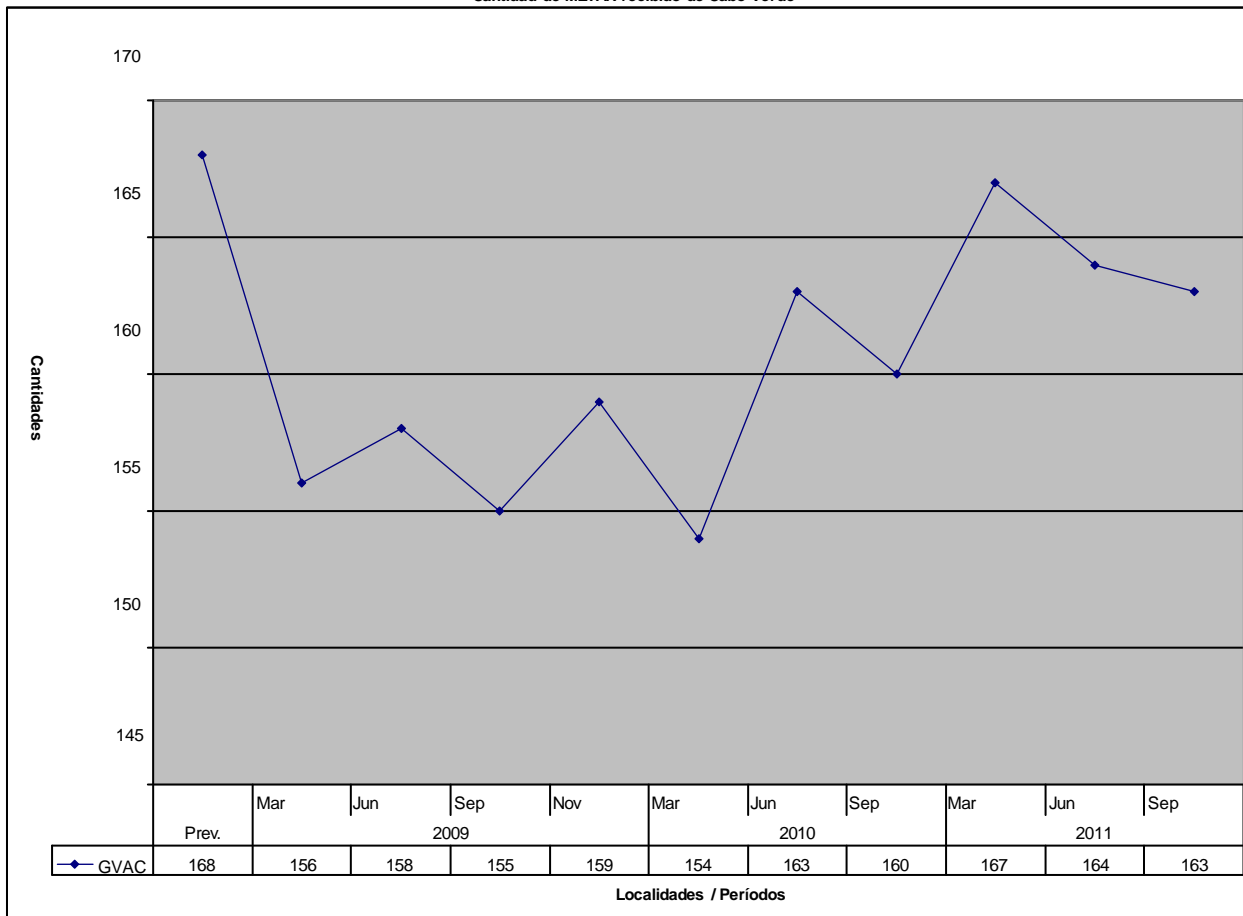




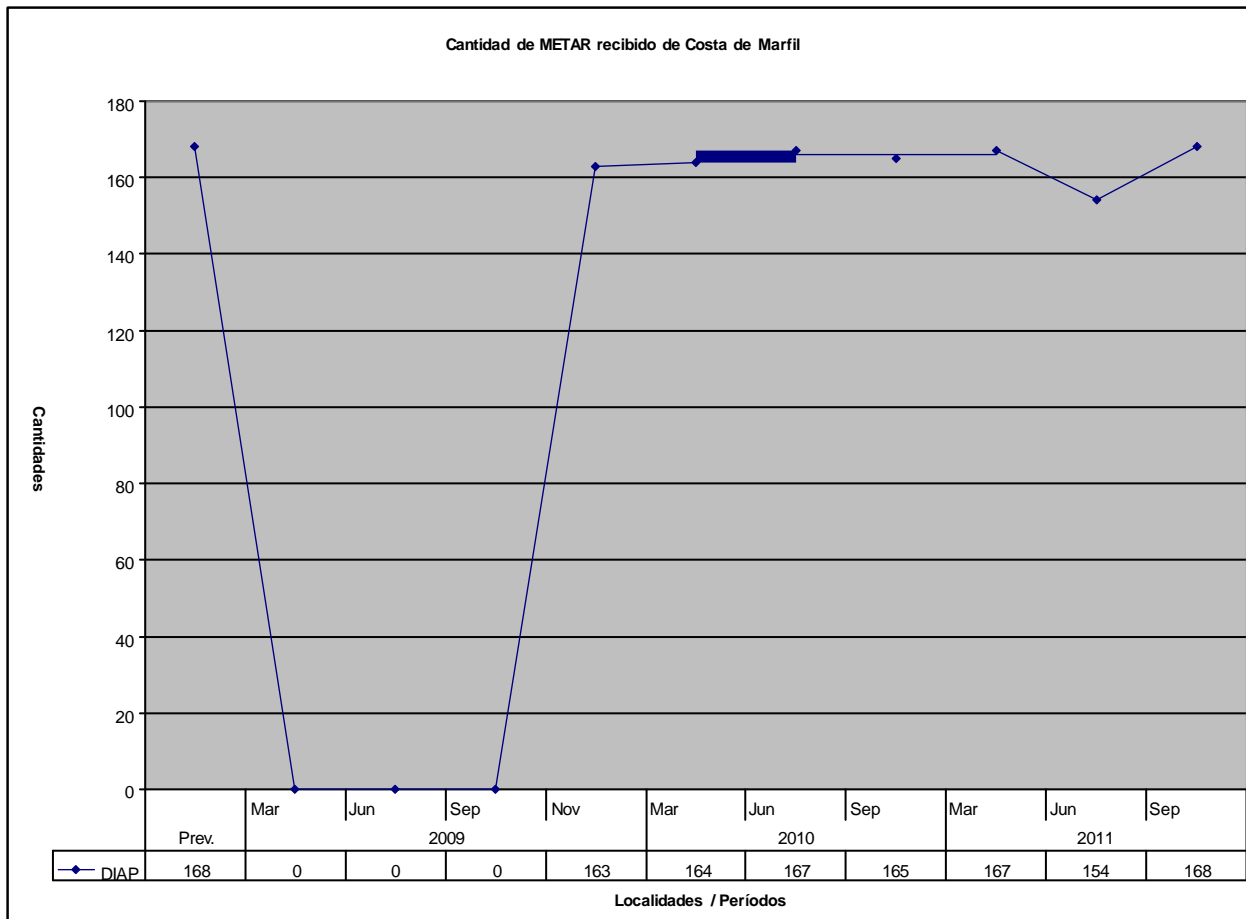


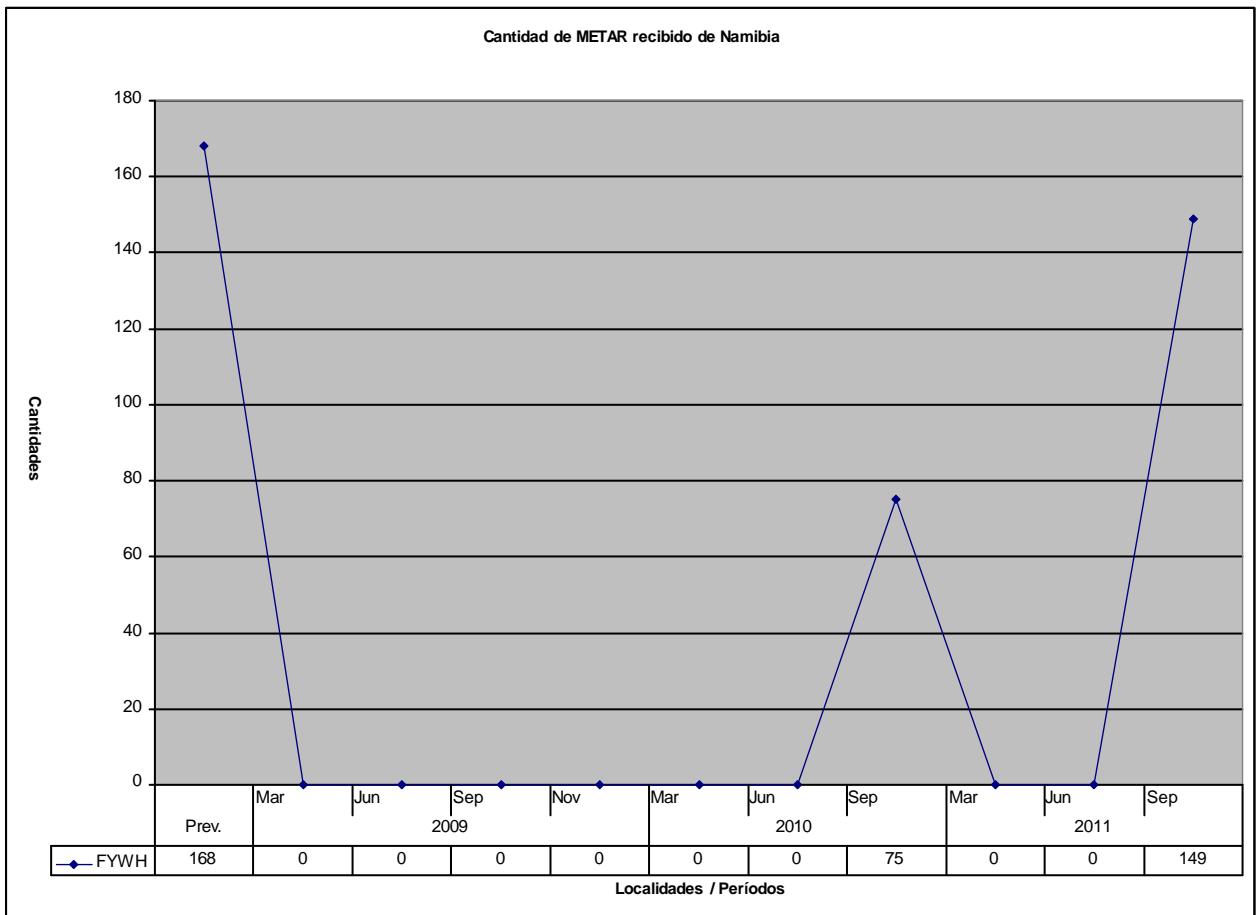
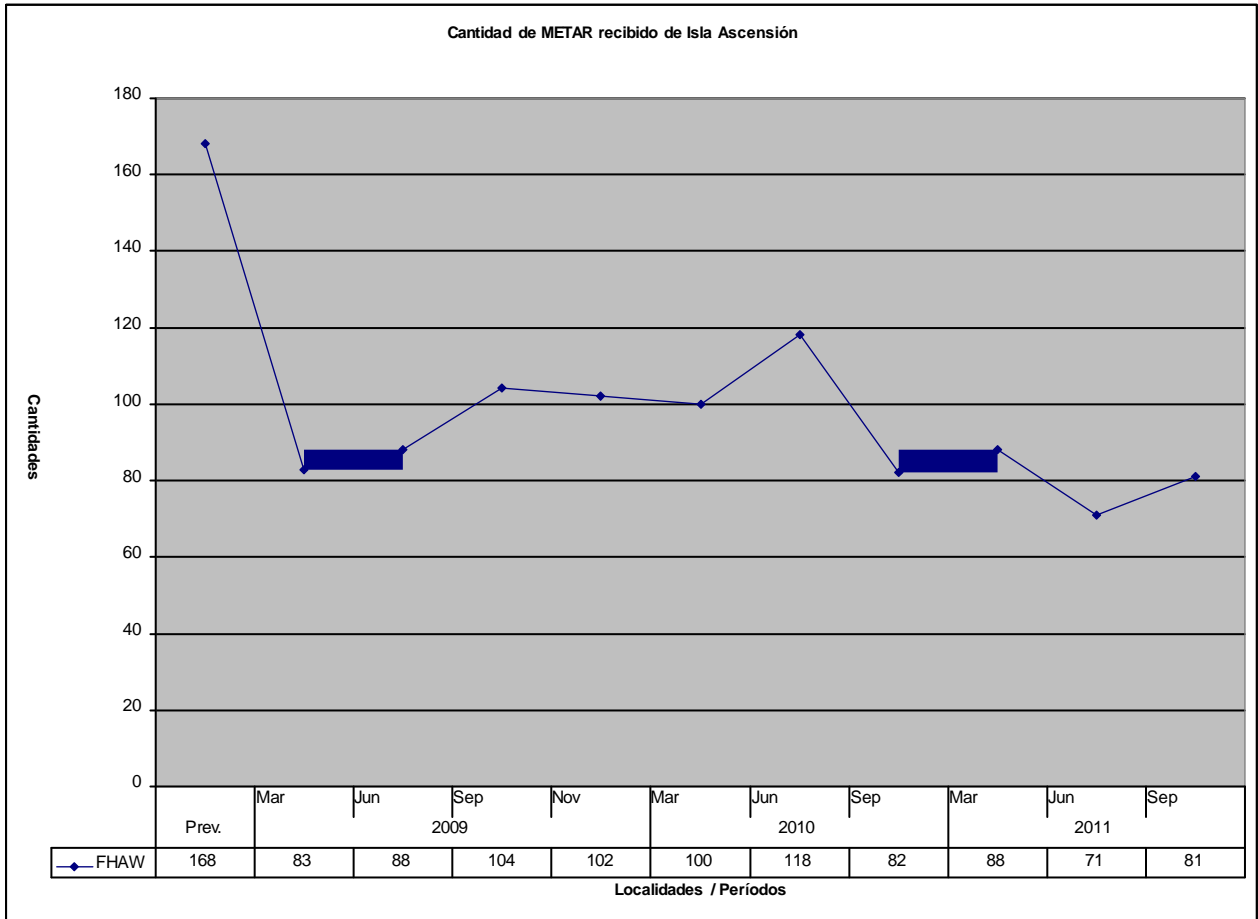


Cantidad de METAR recibido de Cabo Verde



Cantidad de METAR recibido de Costa de Marfil





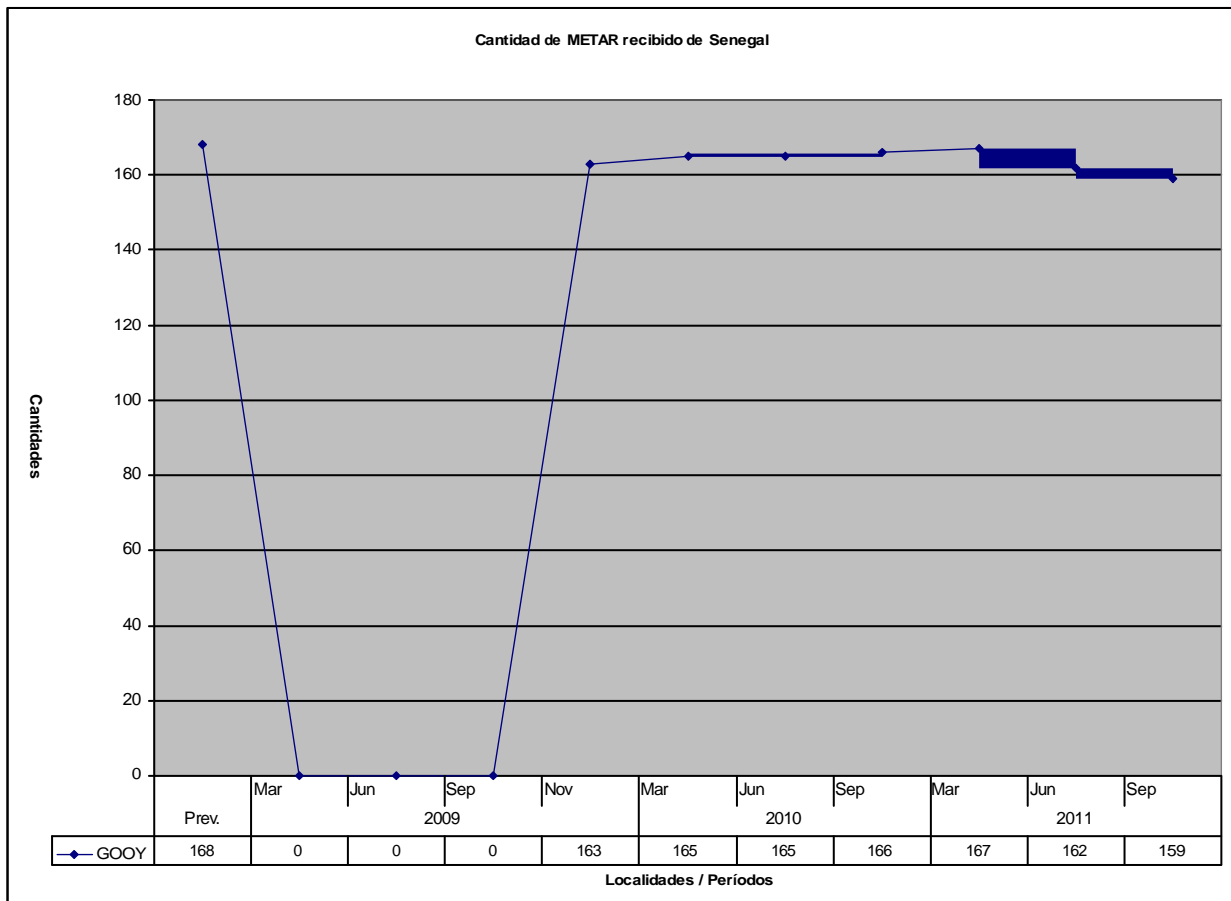
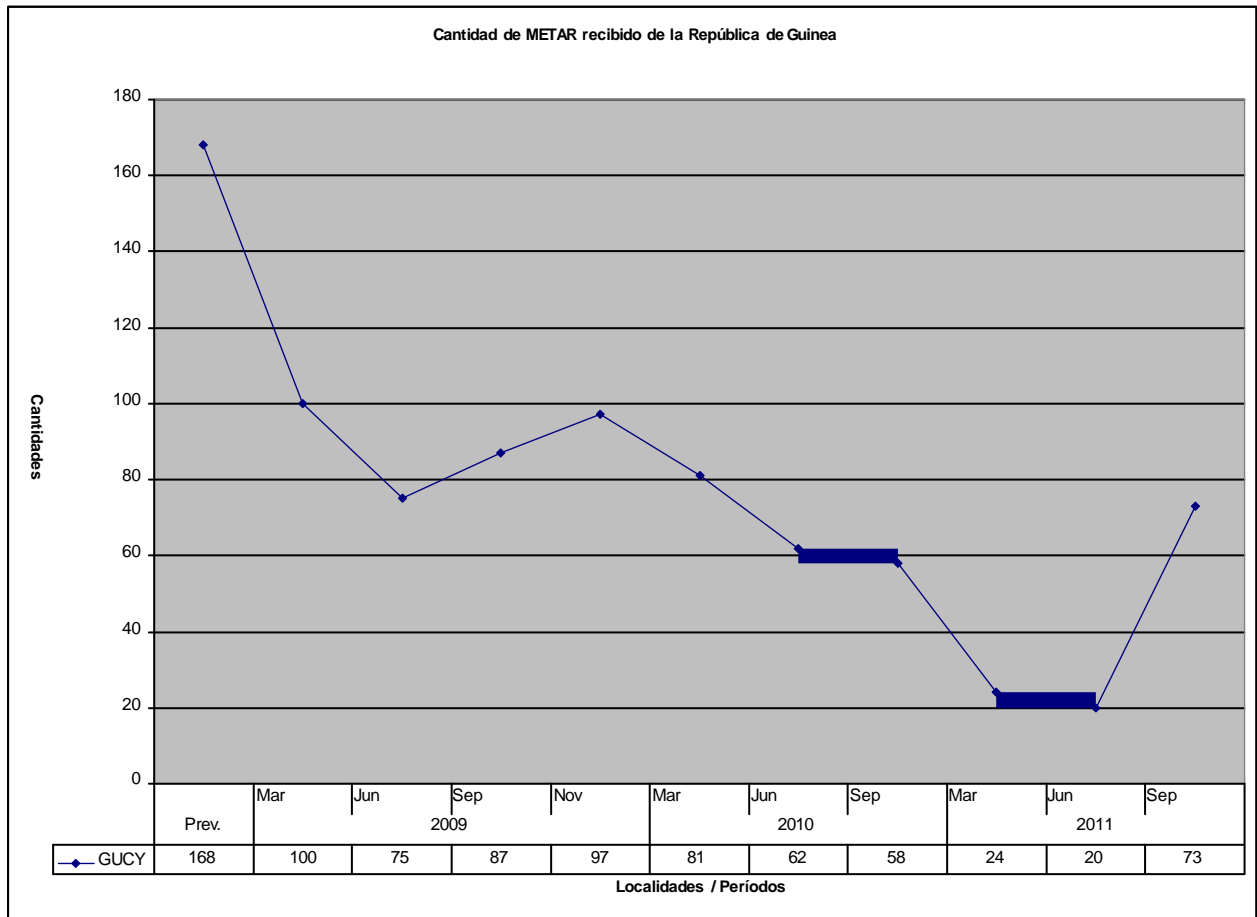


Tabla con la disponibilidad de TAF en el Banco OPMET de Brasilia

Local	Prev.	2009				2010			2011		
		Mar	Jun	Sep	Nov	Mar	Jun	Sep	Mar	Jun	Sep
Región SAM											
Argentina											
SAAR	28	26	27	27	24	24	26	28	28	28	27
SABE	28	25	27	26	26	24	28	27	27	27	28
SACO	28	25	25	27	27	22	25	25	28	27	27
SADD	28	0	0	0	0	0	0	0	0	0	0
SADF	28	0	27	26	27	21	28	28	26	27	26
SAEZ	28	27	28	28	26	22	25	26	28	28	28
SAME	28	28	28	28	28	24	27	28	28	28	28
SANT	28	11	18	14	20	22	26	27	28	25	25
SAOC	28				0	0	0	0	0	0	0
SARC	28				0	0	0	0	0	0	0
SARE	28	28	28	27	28	26	27	28	28	28	28
SARF	28	28	28	27	28	26	27	28	28	27	28
SARI	28	28	28	27	28	26	27	28	28	27	27
SARL	28				0	0	0	0	0	0	0
SARP	28	28	28	27	28	26	27	28	28	27	28
SASA	28	25	23	27	28	22	25	25	27	25	27
SASJ	28	25	22	27	27	22	26	25	27	27	27
SAVC	28	27	27	27	28	26	26	27	26	27	27
SAWE	28	27	28	27	24	26	26	27	26	27	27
SAWG	28	27	28	25	24	25	26	26	26	26	25
SAWH	28	27	28	26	24	26	26	26	27	27	27
SAZM	28	27	27	26	27	25	28	26	28	28	27
SAZN	28	27	26	27	27	24	28	27	27	28	27
SAZS	28	26	26	27	27	24	28	28	27	25	25
Bolivia											
SLCB	28	28	28	28	28	26	26	27	27	27	28
SLCO	28	92	28	28	28	27	25	27	25	27	28
SLET	28	21	21	21	24	24	26	27	24	27	27
SLLP	28	28	28	28	28	27	26	27	27	27	28
SLPO	28	0	0	0	0	0	0	0	0	0	0
SLPS	28	21	21	21	26	27	26	27	24	27	26
SLSA	28				0	0	0	0	0	0	0
SLSI	28				0	0	0	0	0	0	0
SLSU	28	97	21	21	26	27	26	27	25	26	28
SLTJ	21	21	21	21	26	27	26	27	27	26	28
SLTR	28	28	28	28	27	27	26	27	27	27	28
SLVM	28				0	0	0	0	0	0	0
SLVR	28	28	28	28	28	27	25	26	27	27	28
SLYA	28	0	0	0	0	0	0	0	0	0	0
Chile											
SCAR	28	21	21	21	19	21	26	21	20	19	25
SCAT	28								22	20	24
SCBA	28	26	26	28	27	23	0	0	0	0	0
SCCF	21	21	21	21	20	21	26	21	20	19	25
SCCI	28	27	25	28	27	25	15	17	22	16	22
SCDA	28	21	21	21	20	21	25	21	21	19	25
SCEL	28	28	28	28	28	24	17	22	26	19	25
SCFA	21	21	21	21	20	21	25	21	22	19	25
SCIE	28	28	26	28	28	25	16	21	25	19	25
SCIP	14	14	14	16	13	11	19	14	20	19	23

Local	Prev.	2009				2010			2011		
		Mar	Jun	Sep	Nov	Mar	Jun	Sep	Mar	Jun	Sep
Región SAM											
SCJO	28	13	13	14	13	13	8	9	14	11	13
SCNT	28			7	5	7	5	4	5	4	6
SCSE	28	28	28	28	28	24	25	27	26	19	24
SCTC	28	26	27	27	27	23	13	21	27	18	24
SCTE	28	27	28	28	27	25	13	21	26	18	22
Colombia											
SKBG	28	26	11	12	13	14	14	0	27	28	26
SKBO	28	27	15	16	22	23	17	0	27	28	27
SKBQ	28	27	12	13	13	19	17	0	27	27	27
SKCC	28	26	11	12	13	14	13	0	27	28	26
SKCG	28	27	13	15	16	22	17	0	27	28	27
SKCL	28	25	11	12	12	13	12	0	27	28	26
SKLT	28	26	11	11	12	13	12	0	25	28	26
SKMD	28				0	0	0	0	0	0	0
SKPE	28	27	14	16	19	23	17	0	27	28	27
SKRG	28	26	14	15	18	22	17	0	27	28	27
SKSM	28				0	0	0	0	0	0	0
SKSP	28	27	12	12	13	16	15	0	26	28	27
Ecuador											
SEGU	28	22	28	28	26	28	28	28	28	27	27
SELT	21	25	28	28	27	28	28	28	28	27	28
SEMT	28	24	28	28	27	28	28	28	28	27	28
SEQU	28	25	28	28	26	28	28	27	28	27	28
Guayana											
SYCJ	28	8	6	2	2	12	7	1	0	0	12
Guayana Francesa											
SOCA	28	28	27	28	28	26	28	28	28	28	18
Inglaterra											
EGYP	28			27	26	27	28	28	27	23	27
Panamá											
MPBO	28	0	0	0	0	0	0	0	0	0	0
MPCH	28	0	0	0	0	0	0	0	0	0	0
MPDA	21	0	12	13	14	12	14	14	14	14	14
MPMG	21	0	12	13	13	12	14	14	14	14	14
MPTO	28	0	24	26	26	26	28	28	27	28	28
Paraguay											
SGAS	28	26	28	28	28	28	26	26	28	28	27
SGES	28	26	28	28	28	28	26	27	28	28	27
Perú											
SPCL	28	0	0	0	0	0	0	0	0	0	0
SPGM	28	0	0	0	0	0	0	0	0	0	0
SPHI	28	27	28	28	28	27	28	28	28	28	27
SPHO	21	16	21	21	21	20	21	21	21	21	21
SPHY	14	6	14	14	15	14	14	14	14	14	20
SPIM	28	27	28	28	28	28	28	28	28	28	27
SPJI	21	0	0	0	0	0	0	0	0	1	0
SPJL	28	7	18	20	21	17	16	21	20	18	19

Local	Prev.	2009				2010			2011		
		Mar	Jun	Sep	Nov	Mar	Jun	Sep	Mar	Jun	Sep
Región CAR											
El Salvador											
MSLP	28	27	27	27	27	28	25	27	28	26	26
MSSS	28	15	22	21	27	28	25	26	27	26	26
Granada											
TGPY	28	8	5	13	15	18	8	17	14	9	10
TGPZ	28	0	0	0	0	0	0	0	0	0	0
Guatemala											
MGFL	28	0	2	0	0	0	0	0	0	0	0
MGGT	28	24	18	22	23	25	22	23	25	25	23
MGPB	28	24	14	22	24	24	20	22	24	24	24
MGSJ	28	24	13	21	24	24	21	23	24	22	24
MGTK	28	21	11	20	23	24	20	22	22	23	24
Haití											
MTCH	28	0	0	0	0	0	0	0	0	0	0
MTPP	28	0	13	11	12	10	10	13	12	12	12
Honduras											
MHLC	28	28	26	26	21	25	18	27	24	21	22
MHLM	28	28	26	26	21	24	18	27	25	21	22
MHRO	28	28	25	26	21	25	17	28	22	21	22
MHTG	28	28	26	26	19	24	17	28	24	21	22
Islas Bahamas											
MYAM	28	0	0	0	0	0	0	0	0	0	0
MYAT	28	0	0	0	0	0	0	0	0	0	0
MYBS	28	0	0	0	0	0	0	0	0	0	0
MYEG	28	0	0	0	0	0	0	0	0	0	0
MYEH	28	0	0	0	0	0	0	0	0	0	0
MYEM	28	0	0	0	0	0	0	0	0	0	0
MYER	28	0	0	0	0	0	0	0	0	0	0
MYGF	28	0	0	0	0	25	20	22	22	20	21
MYGW	28	0	0	0	0	0	0	0	0	0	0
MYLS	28	0	0	0	0	0	0	0	0	0	0
MYNN	28	23	23	27	27	25	20	21	24	22	21
MYSM	28	0	0	0	0	0	0	0	0	0	0
Islas Caimán											
MWCB	28	0	0	0	0	0	16	20	17	10	22
MWCR	28	0	0	0	0	0	17	22	17	10	22
Islas Turcas y Caicos											
MBGT	28	8	21	27	26	26	19	22	21	20	21
MBPV	28	8	21	25	25	24	18	20	19	19	17
MBSC	28	0	0	0	0	0	0	0	0	0	0
Islas Vírgenes (Inglaterra)											
TUPJ	28	13	13	15	18	13	12	13	12	10	13
TUPW	28	0	0	0	0	0	0	0	0	0	0
Islas Vírgenes (Estados Unidos)											
TIST	28	21	19	23	23	28	11	28	28	26	25
TISX	28	20	19	23	22	28	13	28	28	27	25

Local	Prev.	2009				2010			2011		
		Mar	Jun	Sep	Nov	Mar	Jun	Sep	Mar	Jun	Sep
Región CAR											
Jamaica											
MKJP	28	14	21	11	9	10	14	5	0	2	24
MKJS	28	17	21	10	9	10	13	4	0	0	7
México											
MMAA	28	27	28	26	26	26	28	28	28	27	27
MMAN	28	14	14	13	14	0	0	14	14	13	14
MMAS	28	0	0	0	0	0	0	14	14	14	13
MMBT	28	0	0	0	0	0	0	14	14	13	15
MMCB	28			0	0	0	0	14	14	13	14
MMCC	28	0	0	0	0	0	0	0	0	0	0
MMCE	28	0	0	0	0	0	0	14	14	13	15
MMCL	28	14	14	13	14	0	0	14	14	13	15
MMCM	28	14	14	13	14	0	0	14	14	13	13
MMCN	28	0	0	0	0	0	0	14	14	13	13
MMCP	28	14	14	13	14	0	0	14	14	14	14
MMCS	28	14	14	13	14	0	0	14	14	13	13
MMCU	28	14	14	13	14	0	0	14	14	14	15
MMCV	28	0	0	0	0	0	0	15	14	13	15
MMCZ	28	28	28	27	27	27	28	28	28	27	28
MMDO	28	14	14	13	14	0	0	14	14	13	13
MMEP	28			0	0	0	0	14	14	13	13
MMGL	28	28	28	27	27	26	28	28	28	28	26
MMGM	28	14	14	13	14	0	0	14	14	13	13
MMHO	28	14	14	13	14	0	0	14	14	13	13
MMIA	28			0	0	0	0	14	14	13	17
MMIO	28			0	0	0	0	12	14	13	12
MMLM	28			0	0	0	0	14	14	13	14
MMLO	28	14	14	13	14	0	0	14	14	13	13
MMLP	28	14	13	13	14	0	0	14	14	13	13
MMLT	28	0	0	0	0	0	0	14	14	13	13
MMMA	28	14	14	13	14	0	0	14	14	13	12
MMMD	28	28	28	27	27	27	28	28	28	27	28
MMML	28	14	14	13	14	0	0	14	14	13	13
MMMM	28	14	14	13	14	0	0	14	14	13	13
MMMT	28			0	0	0	0	14	14	13	15
MMMX	28	26	28	26	26	26	28	28	28	27	26
MMMY	28	28	28	27	27	28	28	28	28	26	27
MMMZ	28	28	28	27	27	0	0	28	28	27	27
MMNG	28	0	0	0	0	0	0	0	0	0	0
MMNL	28	14	14	13	14	0	0	14	14	13	13
MMOX	28	0	0	0	0	0	0	14	14	13	14
MMPA	28			0	0	0	0	14	14	13	12
MMPB	28			0	0	0	0	14	14	13	14
MMPG	28	14	14	13	14	0	0	13	12	13	14
MMPN	28			0	0	0	0	14	14	14	13
MMPR	28	28	28	27	27	0	0	28	28	27	25
MMPS	28	0	0	0	0	0	0	14	14	10	13
MMQT	28			0	0	0	0	10	14	6	11
MMRX	28	14	14	13	14	0	0	14	14	13	13
MMSD	28	14	14	13	14	0	0	14	14	13	13
MMSF	28	0	0	0	0	0	0	0	0	0	0
MMSP	28	0	0	0	0	0	0	28	28	27	25


Local	Prev.	2009				2010			2011		
		Mar	Jun	Sep	Nov	Mar	Jun	Sep	Mar	Jun	Sep
Región CAR											
MMTC	28	14	14	13	14	0	0	14	14	13	14
MMTG	28			0	0	0	0	14	14	13	14
MMTJ	28	28	28	27	27	0	0	27	28	27	26
MMTM	28	25	28	25	24	0	0	28	22	22	24
MMTO	28	27	28	26	26	0	0	28	28	27	25
MMTP	28	28	28	27	27	0	0	28	28	27	27
MMUN	28	28	28	27	27	27	28	27	28	26	25
MMVA	28	14	14	13	14	0	0	13	14	13	15
MMVR	28	27	28	26	26	0	0	25	25	25	23
MMZC	28	28	28	27	27	0	0	28	28	28	24
MMZH	28	14	14	13	14	0	0	13	14	8	14
MMZO	28	14	14	13	14	0	0	13	14	13	8
Montserrat											
TRPG	28	13	0	0	0	0	0	0	0	0	8
TRPM	28	0	0	0	0	0	0	0	0	0	0
Nicaragua											
MNMG	28	27	27	27	27	28	26	28	28	27	28
MNPC	28	14	14	14	13	14	13	14	14	14	14
Puerto Rico											
TJBQ	28	19	18	22	23	28	11	28	28	26	25
TJFA	28	0	0	0	0	0	0	0	0	0	0
TJMZ	28	20	18	22	23	28	10	28	28	27	25
TJNR	28	0	0	0	0	0	0	0	0	0	0
TJPS	28	20	19	22	22	28	13	28	28	26	26
TJSJ	28	20	18	22	22	28	15	28	28	27	25
TJVQ	28	0	0	0	0	0	0	0	0	0	0
República Dominicana											
MDBH	28	7	6	3	5	6	5	7	5	5	0
MDHE	28	0	0	0	0	0	0	0	0	0	0
MDLR	28	27	26	23	23	25	25	25	24	27	23
MDPC	28	27	26	23	23	25	24	24	24	27	23
MDPP	28	27	26	23	23	25	25	25	24	27	22
MDSD	28	27	26	23	24	25	25	25	24	27	24
MDST	28	27	26	23	24	25	25	25	24	26	23
San Cristóbal y Nieves											
TKPK	28	22	18	22	21	28	12	28	28	28	25
TKPN	28	0	0	0	0	0	11	12	12	10	12
Santa Lucía											
TLPC	28	25	22	24	21	19	17	24	24	18	20
TLPL	28	28	24	26	23	21	20	27	27	22	23
San Vicente y Granadinas											
TVSB	28	0	0	0	0	0	0	0	0	0	0
TVSC	28	0	0	0	0	0	0	0	0	0	0
TVSM	28	0	0	0	0	0	0	0	0	0	0
TVSU	28	0	0	0	0	0	0	0	0	0	0
TVSV	28	11	11	12	14	8	9	13	15	11	13
Trinidad y Tobago											
TTCP	28	25	24	27	24	28	20	26	25	22	24
TTTP	28	25	24	27	26	28	20	27	28	23	25

Local	Prev.	2009				2010			2011			
		Mar	Jun	Sep	Nov	Mar	Jun	Sep	Mar	Jun	Sep	
Región NAM												
Canadá												
CYMX	28	28	28	27	28	28	27	28	28	27	28	
CYOW	28	28	28	27	28	28	27	28	28	27	28	
CYQG	28	28	28	27	28	28	27	28	28	27	26	
CYQY	28	28	28	27	28	28	27	28	28	26	28	
CYUL	28	28	28	27	28	28	27	28	28	27	28	
CYVR	28	28	28	27	28	28	27	28	28	27	28	
CYYZ	28	28	27	27	28	28	27	28	28	27	28	
Estados Unidos												
KATL	28	11	14	17	22	27	11	0	0	0	3	
KBDL	28	16	14	15	11	18	9	0	0	0	3	
KBOS	28	14	14	16	13	18	8	0	0	0	6	
KBWI	28	12	13	15	13	17	7	0	0	0	9	
KCLE	28	9	12	15	10	21	10	0	0	0	5	
KDEN	28	11	12	15	16	21	11	0	0	0	4	
KDFW	28	13	14	18	19	26	12	0	0	0	5	
KDTW	28	9	13	15	17	21	9	0	0	0	5	
KEWR	28	17	14	14	12	19	11	0	0	0	6	
KFAT	28	11	14	18	12	23	10	0	0	0	14	
KFLL	28	12	12	16	17	22	9	0	0	0	2	
KIAD	28	12	10	13	11	16	6	0	0	0	6	
KIAG	28	13	10	18	15	21	12	0	0	0	5	
KIAH	28	14	12	15	18	24	13	0	0	0	7	
KIND	28	14	15	15	17	22	11	0	0	0	7	
KJFK	28	15	13	16	13	20	10	0	0	0	8	
KLAS	28	11	14	15	15	24	11	0	0	0	5	
KLAX	28	11	12	16	15	26	8	0	0	0	1	
KMIA	28	13	14	15	15	20	10	0	0	0	4	
KMKE	28	13	13	16	18	24	8	0	0	0	6	
KMSY	28	12	13	15	17	24	11	0	0	0	4	
KOAK	28	14	10	13	14	22	9	0	0	0	5	
KONT	28	15	16	17	17	23	13	0	0	0	5	
KORD	28	12	13	18	13	24	12	0	0	0	7	
KORL	28	0	0	0	0	0	0	0	0	0	0	
KPBI	28	10	14	19	16	26	9	0	0	0	4	
KPHL	28	12	12	18	12	17	9	0	0	0	9	
KPHX	28	18	16	21	16	23	12	0	0	0	0	
KPIT	28	11	14	15	5	20	5	0	0	0	9	
KPUB	28	17	14	15	14	25	13	0	0	0	7	
KSAN	28	12	17	16	17	24	14	0	0	0	6	
KSAT	28	10	11	15	21	21	10	0	0	0	4	
KSCK	28	12	15	16	14	23	10	0	0	0	10	
Estados Unidos												
KSEA	28	11	14	18	18	24	11	0	0	0	7	
KSFO	28	14	13	17	10	23	9	0	0	0	5	
KTPA	28	9	15	16	17	22	13	0	0	0	3	
KTUS	28	12	13	19	12	23	10	0	0	0	5	
Región NAT												
Bermudas												
TXKF	28	28	27	27	28	27	27	26	27	26	28	

Local	Prev.	2009				2010			2011		
		Mar	Jun	Sep	Nov	Mar	Jun	Sep	Mar	Jun	Sep
Región AFI											
Sudáfrica											
FABL	28	27	27	0	27	27	27	27	18	21	21
FACT	28	28	28	0	26	28	28	28	28	28	23
FADN	28	27	28	0	27	28	0	0	0	0	0
FAGE	28	0	0	0	0	0	0	0	0	0	0
FAGG	28	0	0	0	0	0	0	0	0	0	0
FAJS	28	28	28	0	27	28	27	28	28	28	26
FAME	28	0	0	0	0	0	0	0	0	0	0
FAMM	28	0	0	0	0	0	0	0	0	0	0
FAOB	28	0	0	0	0	0	0	0	0	0	0
FATC	28	0	0	0	0	0	0	0	0	0	0
FAUP	28	26	23	0	26	27	27	27	23	23	23
FAWK	28	0	0	0	0	0	0	0	0	0	0
Angola											
FNLU	28	17	16	18	17	22	22	18	8	12	26
Botsuana											
FBSK	28	0	27	0	22	285	27	26	2515		25
Cabo Verde											
GVAC	28	28	28	28	28	28	27	28	28	28	28
Congo											
FCBB	28	28	28	28	28	27	28	28	28	28	28
Costa de Marfil											
DIAP	28	28	28	27	26	28	27	28	27	26	27
Gambia											
GBYD	28	28	28	27	26	28	28	28	27	28	27
Ghana											
DGAA	28	23	21	25	28	27	27	21	23	18	22
Guinea Bissau											
GGOV	28	0	25	26	27	28	28	28	28	28	28
Isla Ascensión											
FHAW	28	25	27	27	27	27	27	28	27	26	25
Islas Canarias											
GCLP	28	26	28	27	28	28	28	28	28	28	27
GCTS	28	26	28	28	28	28	28	28	28	28	27
Liberia											
GLRB	28	0	21	23	6	20	24	13	21	4	20
Marruecos											
GMAA	28	0	0	0	0	0	0	0	0	0	0
GMME	28	24	26	24	27	27	28	25	26	28	27
GMMN	28	25	26	28	27	27	26	26	27	28	14

Local	Prev.	2009				2010			2011		
		Mar	Jun	Sep	Nov	Mar	Jun	Sep	Mar	Jun	Sep
Mauritania											
GQNN	28	0	26	21	23	28	20	28	27	28	22
GQPP	28	26	22	21	24	0	7	27	17	26	6
Namibia											
FYWH	28	0	0	0	14	21	12	6	10	16	15
Nigeria											
DNKN	28	19	26	0	18	4	11	14	0	0	23
DNMM	28	27	28	27	28	27	20	26	25	28	24
República de Guinea											
GUCY	28	25	21	23	25	28	11	10	8	1	4
Senegal											
GOOY	28	27	28	27	28	28	28	28	28	28	28
Sierra Leona											
GFL	28	3	9	7	11	4	3	5	2	0	6
Togo											
DXXX	28	28	27	28	24	28	28	28	27	27	26
Zaire											
FZAA	28	27	26	22	22	25	25	25	27	25	27
Región EUR											
Alemania											
EDDF	28	26	28	28	27	28	26	27	28	28	28
EDDH	28	26	28	28	27	27	26	27	28	28	27
EDDK	28	27	28	28	27	27	25	27	28	28	27
EDDL	28	27	28	28	28	28	25	27	28	28	27
EDDM	28	26	28	28	27	27	25	27	28	28	27
EDDS	28	26	28	28	28	28	28	27	28	28	27
ETBS	28	0	0	0	0	0	0	0	0	0	0
ETDN	28	0	0	0	0	0	0	0	0	0	0
Austria											
LOWG	28	20	21	21	19	21	21	20	21	21	21
LOWW	28	26	28	28	27	28	28	28	28	28	28
Bélgica											
EBBR	28	26	28	27	28	27	27	28	28	28	28
Dinamarca											
EKCH	28	26	27	27	28	28	28	28	28	27	27
España											
LEAL	28	25	28	0	28	27	28	28	28	27	28
LEBL	28	26	28	28	28	28	28	28	28	28	28
LEMD	28	26	28	28	28	28	28	28	26	28	27
LEMG	28	26	28	28	27	28	28	28	27	28	28

Local	Prev.	2009				2010			2011		
		Mar	Jun	Sep	Nov	Mar	Jun	Sep	Mar	Jun	Sep
Región EUR											
República Checa											
LKPR	28	28	28	27	28	28	28	28	28	27	28
Rusia											
UUEE	28	26	26	28	27	0	28	28	28	28	28
Eslovaquia											
LZIB		0	0	0	0	0	0	0	0	0	2
Suiza											
LSGG	28	26	28	28	26	28	27	28	27	26	28
LSZH	28	26	28	28	27	28	27	28	27	27	28
Región ASIA											
Australia											
YSSY	28	0	0	0	0	0	0	0	0	0	1
Nueva Zelanda											
NZAA	28	27	25	27	27	27	17	27	28	15	19
NZCH	28	27	25	27	27	27	17	27	28	16	20
NZWN	28	27	25	27	27	27	17	0	28	15	20
Región PAC											
Polinesia Francesa											
NTAA	28	27	26	26	27	26	27	26	28	21	26
NTTG	28	0	0	0	0	0	0	26	0	0	0

Nota:  El intercambio no previsto en este período TAF.