



Organización de Aviación Civil Internacional

Grupo Regional de Planificación y Ejecución CAR/SAM (GREPECAS)

**Décima Reunión del Subgrupo de Meteorología Aeronáutica del GREPECAS
(AERMETSG/10)**

Buenos Aires, Argentina, 19 al 23 de octubre de 2009

AERMETSG/10 - NE/23

29/09/09

**Cuestión 5 del
Orden del Día:**

Intercambio de Información OPMET

(Presentada por Brasil)

RESUMEN

En esta nota de estudio se presenta el control de los mensajes OPMET en el período de 2007 a 2009, disponibles en el Banco de Datos Internacional de Brasilia, de conformidad con el registro del banco.

Referencias:

- ANP FASID CAR/SAM: Tablas MET2A y MET2B;
- Catálogo de Datos OPMET Disponibles en el Banco de Datos Internacional de Brasilia;
- Doc. 7910 (*Location Indicators*); y
- Guía para la Preparación, Difusión y Uso de la Información SIGMET en las Regiones CAR/SAM.

1. Introducción

1.1 Durante los controles operacionales, realizados en el Banco OPMET en los años de 2007 a 2009, se ha observado una gran cantidad de ausencias de mensajes OPMET en el Banco de Brasilia y consecuente perjuicio de las operaciones aéreas.

2. Consideraciones Generales

2.1 Con el fin de identificar las deficiencias relacionadas con la disponibilidad de las informaciones en el Banco OPMET de Brasilia, el Brasil logró un estudio comparativo de las disponibilidades de mensajes OPMET, de los periodos contenidos en el **Apéndice A**.

2.2 En el **Apéndice B** se presenta una tabla con el estudio comparativo de las disponibilidades de los METAR.

2.3 En el **Apéndice C** se presenta los gráficos del estudio comparativo de las disponibilidades de los METAR.

2.4 En el **Apéndice D** se presenta una tabla con el estudio comparativo de las disponibilidades de los TAF.

2.5 Durante los controles de Datos OPMET realizados en los últimos años se ha observado atrasos y ausencias de mensajes meteorológicas en el Banco Internacional OPMET de Brasilia. Sin embargo no se ha verificado si las causas de estos atrasos y ausencias están relacionados con problemas en el tráfico de mensajes a través de la Red AFTN entre los Estados.

3. **Acción sugerida al AERMETSG**

3.1 Se invita al Subgrupo a:

- a) tomar nota de la información contenida en esta nota de estudio;
- b) adoptar acciones pertinentes en los servicios meteorológicos para garantizar la calidad de las informaciones OPMET prestadas a la Navegación Aérea Internacional; y
- c) adoptar controles coordinados COM/MET para los controles de Datos OPMET en las Regiones CAR/SAM a partir del período de 10 a 16 de junio de 2010.

APÉNDICE A**Periodos del estudio comparativo de los resultados de las disponibilidades de mensajes OPMET en el Banco OPMET de Brasilia.**

- 10 al 16 de marzo de 2007
- 10 al 16 de junio de 2007
- 10 al 16 de septiembre de 2007
- 10 al 16 de noviembre de 2007
- 10 al 16 de marzo de 2008
- 10 al 16 de junio de 2008
- 10 al 16 de septiembre de 2008
- 10 al 16 de noviembre de 2008
- 10 al 16 de marzo de 2009
- 10 al 16 de junio de 2009

APÉNDICE B

Tabla con la disponibilidad de METAR en el Banco OPMET de Brasilia

Local	Horario de Func.	Prev.	2007				2008				2009	
			Mar	Jun	Set	Nov	Mar	Jun	Set	Nov	Mar	Jun
Region SAM												
Argentina												
SAAR	H-24	168	2	1	0	3	164	157	158	153	160	158
SABE	H-24	168	143	160	138	134	116	165	158	150	126	153
SACO	H-24	168	162	167	167	162	167	167	168	158	163	168
SADF	H-24	168	1	0	0	2	131	156	119	69	0	159
SAEZ	H-24	168	161	165	2	126	165	158	163	154	160	153
SAME	H-24	168	160	167	163	160	165	165	167	157	159	164
SANT	H-24	168	152	163	167	162	166	164	164	153	159	164
SARE	H-24	168	165	168	168	162	167	167	166	160	162	166
SARF	H-24	168	161	168	168	162	167	167	166	159	163	167
SARI	H-24	168	161	165	166	161	167	166	165	156	162	167
SARP	H-24	168	162	168	168	162	167	167	165	156	163	167
SASA	H-24	168	156	166	166	162	163	166	154	156	149	166
SASJ	H-24	168	158	167	161	154	166	168	166	157	160	168
SAVC	H-24	168	160	166	39	144	166	167	166	152	161	168
SAWG	H-24	168	154	167	167	158	166	166	167	159	162	167
SAWH	H-24	168	146	130	149	125	155	151	142	134	153	157
SAZM	H-24	168	147	155	151	133	154	157	157	150	159	152
SAZN	H-24	168	1	1	0	3	110	146	143	140	139	153
SAZS	H-24	168	0	2	2	4	99	133	120	104	109	152
Bolivia												
SLCB	H-24	168	167	165	163	162	164	163	164	158	164	164
SLET	1000/2200	91	3	1	2	0	0	0	0	91	97	96
SLLP	1000/2300	98	166	164	165	167	168	165	167	158	165	166
SLPO	H-24	168	1	0	1	1	2	0	0	29	0	0
SLPS	H-24	168	3	1	3	0	2	0	0	77	82	83
SLSU	1000/2300	98	2	1	4	1	2	0	0	90	97	96
SLTJ	1000/2300	98	99	97	96	93	91	93	13	91	96	97
SLTR	1000/2300	98	99	100	99	101	101	99	0	97	102	103
SLVR	0900/2300	105	167	165	165	144	165	164	161	157	165	166
Chile												
SCAR	H-24	168	160	166	165	151	165	167	164	155	165	168
SCBA	H-24	168	63	164	69	59	163	166	167	156	165	94
SCCF	HR*	112	107	114	112	104	112	111	113	102	109	114
SCCI	H-24	168	144	162	157	144	153	163	162	153	164	166
SCDA	H-24	168	159	167	165	153	166	167	165	155	166	168
SCEL	H-24	168	160	167	165	153	166	167	165	155	165	168
SCFA	H-24	168	160	167	165	152	166	165	157	155	166	168
SCIE	H-24	168	159	157	160	149	160	167	166	155	166	168
SCIP	1200/0300	112	103	108	109	101	110	110	111	97	109	108
SCJO	IVNO 1230/0015; VRNO 1130/2315	84	77	73	88	83	93	83	68	65	79	70
SCSE	H-24	168	160	166	165	152	165	166	166	154	164	166
SCTC	H-24	168	159	160	151	148	163	165	166	155	166	165
SCTE	H-24	168	153	151	159	150	155	167	164	153	166	168
* - IVNO: MON-FRI 1100/0315, SAT 1100/2315, SUN 1300/0315. VRNO: MON-FRI 1000/0215, SAT 1000/2215, SUN 1200/0215												

Local	Horário de Func.	Prev.	2007				2008				2009	
			Mar	Jun	Set	Nov	Mar	Jun	Set	Nov	Mar	Jun
Colômbia												
SKBG	1100/0400	126	91	87	89	89	85	119	121	122	122	122
SKBO	H-24	168	165	158	163	165	162	162	164	165	160	161
SKBQ	H-24	168	164	158	166	165	159	163	161	163	156	162
SKCC	1100/2300	84	90	85	91	89	82	90	86	87	87	84
SKCG	H-24	168	163	158	159	162	157	163	164	164	165	159
SKCL	H-24	168	167	160	166	166	157	161	163	161	156	153
SKLT	1100/2300	84	84	81	89	86	80	91	91	91	90	86
SKPE	H-24	168	123	115	122	115	117	117	112	114	114	108
SKRG	H-24	168	166	161	164	167	161	164	163	164	165	160
SKSP	1100/0500	133	125	121	128	124	117	130	120	126	125	126
Equador												
SEGU	H-24	168	153	159	160	165	157	161	164	161	163	164
SELT	1100/0500	133	131	131	131	133	123	126	129	130	132	127
SEMT	H-24	168	142	149	153	162	147	157	160	161	147	157
SEQU	H-24	168	161	163	166	166	163	165	163	160	165	163
Guiana												
SYCJ	H-24	168	0	0	142	10	126	0	0	0	132	0
Guiana Francesa												
SOCA	H-24	168	34	157	158	161	34	143	165	168	34	162
Panamá												
MPDA	1100/2300	91	40	27	31	51	60	57	0	0	0	67
MPMG	1100/0100	105	75	73	68	65	84	79	0	0	0	80
MPTO	H-24	168	145	150	157	152	147	155	0	0	0	134
Paraguai												
SGAS	H-24	168	156	166	168	151	157	168	165	158	165	166
SGES	0900/0000 e 0300/0600	140	107	111	112	107	129	132	134	120	136	129
Peru												
SPCL	1200/0600	133					3	0	4	1	1	0
SPGM	1300/2100	63					2	0	0	0	2	2
SPHO	1000/2300	98	0	0	2	1	96	98	97	98	98	96
SPHY	1000/1800	63	1	0	0	1	56	63	62	63	62	63
SPIM	H-24	168	168	168	168	168	167	168	168	168	168	167
SPJI	1300/2100	63					2	0	0	1	0	1
SPJL	1100/0000	98	2	0	1	1	96	97	98	98	97	97
SPJR	1100/2300	91					3	0	1	2	1	0
SPLO	1300/2100	63					1	0	0	1	1	1
SPME	1200/2400	110	0	0	1	1	110	91	118	118	118	117
SPMS	1300/2100	63					2	0	0	0	0	0
SPQT	H-24	168	168	168	168	165	166	168	168	168	167	166
SPQU	H-24	168	168	168	168	167	167	168	168	168	168	167
SPRU	H-24	168	91	91	91	91	156	168	168	168	167	167
SPSO	H-24	168	168	168	168	167	167	168	168	168	168	167
SPST	1100/0300	119					2	0	2	0	3	2

- B3 -

Local	Horário de Func.	Prev.	2007				2008				2009	
			Mar	Jun	Set	Nov	Mar	Jun	Set	Nov	Mar	Jun
SPTN	H-24	168	117	119	119	118	118	161	167	168	167	167
SPTU	1100/2300	91	2	0	1	1	89	91	91	91	90	90
SPYL	1500/2300	63	2	0	2	3	53	59	57	54	53	62
SPZO	H-24	168	168	168	168	168	167	168	168	168	168	167
Suriname												
SMJP	H-24	168	86	0	130	118	119	106	94	129	123	144
SMNI	0900/0000	112	61	0	79	68	68	77	53	95	93	102
SMZO	0900/0000	112	61	0	89	78	79	80	62	98	95	102
Uruguai												
SUAA	1000/2200	91	86	65	86	92	84	84	42	79	91	81
SUCA	1000/2200	91	32	23	20	22	22	11	27	48	91	6
SULS	H-24	168	122	87	124	122	150	157	82	6	168	160
SUMU	H-24	168	164	116	164	167	164	163	93	158	168	167
SURV	1000/2200	91	0	0	0	0	0	0	0	0	91	0
SUSO	1000/2200	91	0	0	0	0	0	0	0	5	91	0
Venezuela												
SVAC	H-24	168	3	0	87	92	77	84	56	79	79	81
SVBC	H-24	168	163	62	0	153	146	142	147	158	140	161
SVBI	H-24	168	2	0	85	85	55	45	33	62	60	82
SVBM	1000/0400	133	1	0	126	125	117	123	126	125	108	129
SVCB	H-24	168	1	0	106	118	36	91	75	82	66	73
SVCL	H-24	168	2	0	38	85	14	68	63	49	42	40
SVCR	H-24	168	64	64	93	97	86	80	67	86	80	91
SVCU	H-24	168	1	2	0	0	12	0	4	1	1	49
SVFM	H-24	168	0	0	61	45	0	0	2	3	12	14
SVGI	H-24	168	0	0	62	57	0	0	1	4	7	35
SVGU	H-24	168	1	0	79	86	31	39	64	61	55	81
SVJC	1000/2200	91	78	66	84	82	72	74	77	77	78	76
SVJM	H-24	168	1	0	60	62	1	0	0	3	13	52
SVMC	H-24	168	159	143	160	158	95	96	92	86	92	91
SVMD	H-24	168	22	22	74	93	42	45	53	54	70	87
SVMG	H-24	168	159	148	164	160	156	162	150	156	161	163
SVMI	H-24	168	162	150	163	164	165	167	167	166	164	167
SVMT	H-24	168	1	0	26	69	28	19	10	17	43	70
SVPA	H-24	168	1	0	76	76	0	19	36	16	26	35
SVSA	1000/2200	91	74	65	83	90	76	72	76	70	75	85
SVSO	H-24	168	1	0	32	18	35	10	13	11	11	16
SVSR	H-24	168	2	0	55	95	28	12	48	55	81	70
SVTM	H-24	168			0	0	0	0	0	0	0	0
SVVA	1000/0200	119	107	94	105	116	78	81	65	83	80	90
SVVP	H-24	168	2	0	26	28	9	0	30	28	25	3

Local	Horário de Func.	Prev.	2007				2008				2009	
			Mar	Jun	Set	Nov	Mar	Jun	Set	Nov	Mar	Jun
Region CAR												
Anguilla												
TQPF	1200/2100	70	59	65	60	69	57	64	39	52	41	64
Antigua e Barbuda												
TAPA	H-24	168	165	165	167	164	144	155	161	150	153	155
Antilhas Francesas												
TFFF	H-24	168	166	168	167	168	167	165	167	167	168	167
TFFR	H-24	168	160	151	152	168	164	86	0	159	161	167
Antilhas Holandesas												
TNCB	1100/0100	105	76	69	82	79	69	42	70	60	51	96
TNCC	H-24	168	164	162	165	165	152	149	158	148	148	156
TNCE	1100/0000	98	27	6	12	1	30	34	48	39	59	64
TNCM	H-24	168	163	163	163	144	142	145	157	147	145	157
Aruba												
TNCA	H-24	168	154	138	148	152	144	147	143	137	137	149
Barbados												
TBPB	H-24	168	162	162	79	165	156.	150	159	147	151	154
Belize												
MZBZ	H-24	168	105	101	0	0	0	0	94	74	90	87
Costa Rica												
MRLB	1200/0200	105	76	73	69	72	97	92	94	89	94	88
MRLM	1200/0000	91	74	73	69	73	82	72	72	68	85	73
MROC	H-24	168	165	164	162	158	167	166	165	151	167	151
MRPV	1200/0000	91	83	72	75	81	82	72	80	73	82	73
Cuba												
MUCA	1100/2300	91	43	46	46	44	0	0	0	0	0	0
MUCC	H-24	168			149	158	0	0	81	150	163	158
MUCL	1100/2300	91	73	77	80	77	0	0	65	75	86	82
MUCM	H-24	168	152	151	157	158	0	0	153	155	164	164
MUCU	H-24	168	146	146	154	159	0	0	141	155	158	159
MUHA	H-24	168	147	144	141	151	0	0	148	152	161	157
MUHG	H-24	168	151	145	154	163	0	0	107	147	162	165
MUVR	H-24	168	154	150	157	162	0	0	153	157	166	164
Dominica												
TDPD	1000/2100	84	88	85	88	0	81	83	86	68	78	81
TDPR	H-24	168	0	0	0	0	0	0	0	0	0	0
El Salvador												
MSLP	H-24	168	166	155	149	158	157	161	158	138	153	153
MSSS	1200/0400	119	131	98	108	121	99	102	90	61	70	88

Local	Horário de Func.	Prev.	2007				2008				2009	
			Mar	Jun	Set	Nov	Mar	Jun	Set	Nov	Mar	Jun
Granada												
TGPY	H-24	168	155	146	137	155	133	148	138	129	79	137
TGPZ	H-24	168	0	0	0	0	0	0	0	0	0	0
Guatemala												
MGGT	H-24	168	165	166	166	168	168	166	165	148	168	107
MGPB	H-24	168	160	150	145	154	164	162	150	144	161	94
MGSJ	H-24	168	161	147	145	154	162	162	152	139	157	94
MGTK	H-24	168	161	150	146	155	161	165	153	147	163	81
Haiti												
MTCH	1200/2300	84	0	0	0	0	0	0	0	0	0	0
MTPP	1100/0000	98	25	22	0	0	7	14	14	15	14	59
Honduras												
MHLC	H-24	168	164	143	159	162	158	155	151	140	164	149
MHLM	H-24	168	128	133	143	149	151	147	150	118	159	143
MHRO	H-24	168	155	77	92	131	89	136	114	82	90	80
MHTG	H-24	168	154	143	141	161	163	157	147	145	158	152
Ilhas Bahamas												
MYEG	H-24	168	1	0	0	0	0	0	0	0	0	0
MYER	H-24	168	0	0	0	0	0	0	0	0	0	0
MYGF	H-24	168	0	0	0	0	2	0	0	0	0	0
MYNN	H-24	168	2	0	0	0	27	141	139	133	150	149
Ilhas Cayman												
MWCB	1200/1900	56	1	0	0	0	0	0	0	0	0	0
MWCR	1100/0300	119	4	0	0	0	0	0	0	0	0	0
Ilhas Turks and Caicos												
MBGT	H-24	168	0	0	0	0	0	0	0	0	0	0
MBPV	H-24	168	0	0	0	0	0	3	0	0	42	0
MBSC	H-24	168	0	0	0	0	0	0	0	0	0	0
Ilhas Virgens (UK)												
TUPJ	1000/0100	112	5	22	67	0	13	20	28	33	43	44
TUPW	H-24	168	0	0	0	0	0	0	0	0	0	0
Ilhas Virgens (USA)												
TIST	0700/2200	112	111	110	102	111	93	107	108	95	105	108
TISX	0600/2300	126	117	124	125	106	105	118	118	109	117	118
Jamaica												
MKJP	H-24	168	154	152	133	148	157	157	158	144	161	164
MKJS	H-24	168	148	157	145	129	156	137	149	80	160	166
México												
MMAA	H-24	168	164	166	165	167	167	164	167	157	163	167
MMAN	1300/0600	126	103	102	104	104	104	105	105	100	105	104
MMAS	1100/0500	133	125	124	126	129	12	9	4	3	8	9

Local	Horário de Func.	Prev.	2007				2008				2009	
			Mar	Jun	Set	Nov	Mar	Jun	Set	Nov	Mar	Jun
MMBT	1300/0100	91	82	76	73	78	77	71	74	75	80	80
MMCE	1300/0100	91	78	81	78	0	0	77	76	75	79	79
MMCL	1100/0500	133	108	104	106	111	111	105	109	107	110	107
MMCM	1300/0100	91	76	63	67	79	67	78	75	73	74	73
MMCN	1300/0300	105	76	79	72	79	80	87	87	84	88	91
MMCP	1300/0100	91	102	90	93	104	104	97	92	96	96	95
MMCS	1400/0400	105	89	86	88	91	86	87	90	85	88	88
MMCU	1400/0400	105	100	96	97	103	98	98	99	93	95	95
MMCV	1300/0100	91	73	78	75	81	79	80	66	74	73	70
MMCZ	H-24	168	88	88	90	91	89	91	91	88	91	91
MMDO	1200/0200	105	98	94	97	95	98	98	93	91	97	97
MMGL	H-24	168	166	162	163	161	165	160	163	148	160	161
MMGM	1400/0200	91	80	75	71	82	79	81	81	76	80	73
MMHO	1300/0300	105	99	100	105	103	103	100	103	93	101	104
MMLP	1400/0600	119	104	99	77	97	103	85	101	97	103	103
MMLT	1400/0200	91	85	74	63	69	74	72	60	74	77	64
MMMA	1400/0200	91	84	76	82	90	89	82	87	86	87	86
México												
MMMD	H-24	168	167	165	168	168	168	168	165	159	168	167
MMML	1400/0400	105	95	79	94	100	103	102	99	95	99	102
MMMM	1300/0100	91	16	85	83	87	4	3	0	2	1	2
MMMX	H-24	168	168	166	168	168	168	167	165	159	166	168
MMMY	H-24	168	168	165	167	166	164	168	167	156	167	164
MMMZ	H-24	168	166	167	168	167	166	168	167	160	167	167
MMNG	1400/0200	91	0	0	0	0	0	0	0	0	0	0
MMNL	1200/0200	105	83	77	74	82	87	77	76	82	84	78
MMOX	1200/0200	105	91	89	91	91	90	91	88	84	90	89
MMPG	1300/0300	105	85	81	80	83	80	78	77	76	81	80
MMPR	H-24	168	158	149	153	162	14	13	10	11	8	10
MMPS	1300/0100	91	89	81	81	91	85	84	85	84	86	83
MMRX	1300/0100	91	90	88	90	89	89	86	85	86	88	86
MMSD	1400/0400	105	84	80	71	82	82	81	81	79	83	83
MMSF	1400/0100	84	0	0	0	0	0	0	0	0	0	0
MMSP	H-24	168	87	81	82	88	4	5	0	2	1	3
MMTC	1200/0300	112	99	97	102	103	99	102	100	100	103	98
MMTJ	H-24	168	124	118	124	123	126	125	122	117	122	123
MMTM	1200/0500	126	125	130	129	127	127	124	128	129	127	120
MMTO	H-24	168	163	164	166	168	166	168	163	154	164	163
MMTP	1300/0000	84	82	78	82	83	81	83	82	77	82	83
MMUN	H-24	168	92	89	91	91	91	90	91	87	91	89
MMVA	1300/0300	105	111	107	111	110	110	108	107	105	107	110
MMVR	H-24	168	91	89	90	91	88	89	91	88	90	91
MMZC	H-24	168	86	85	87	90	6	3	5	6	4	3
MMZH	1300/0300	105	93	89	93	97	98	90	89	90	97	90
MMZO	1200/0200	105	81	82	80	80	2	5	2	3	4	3
Montserrat												

- B7 -

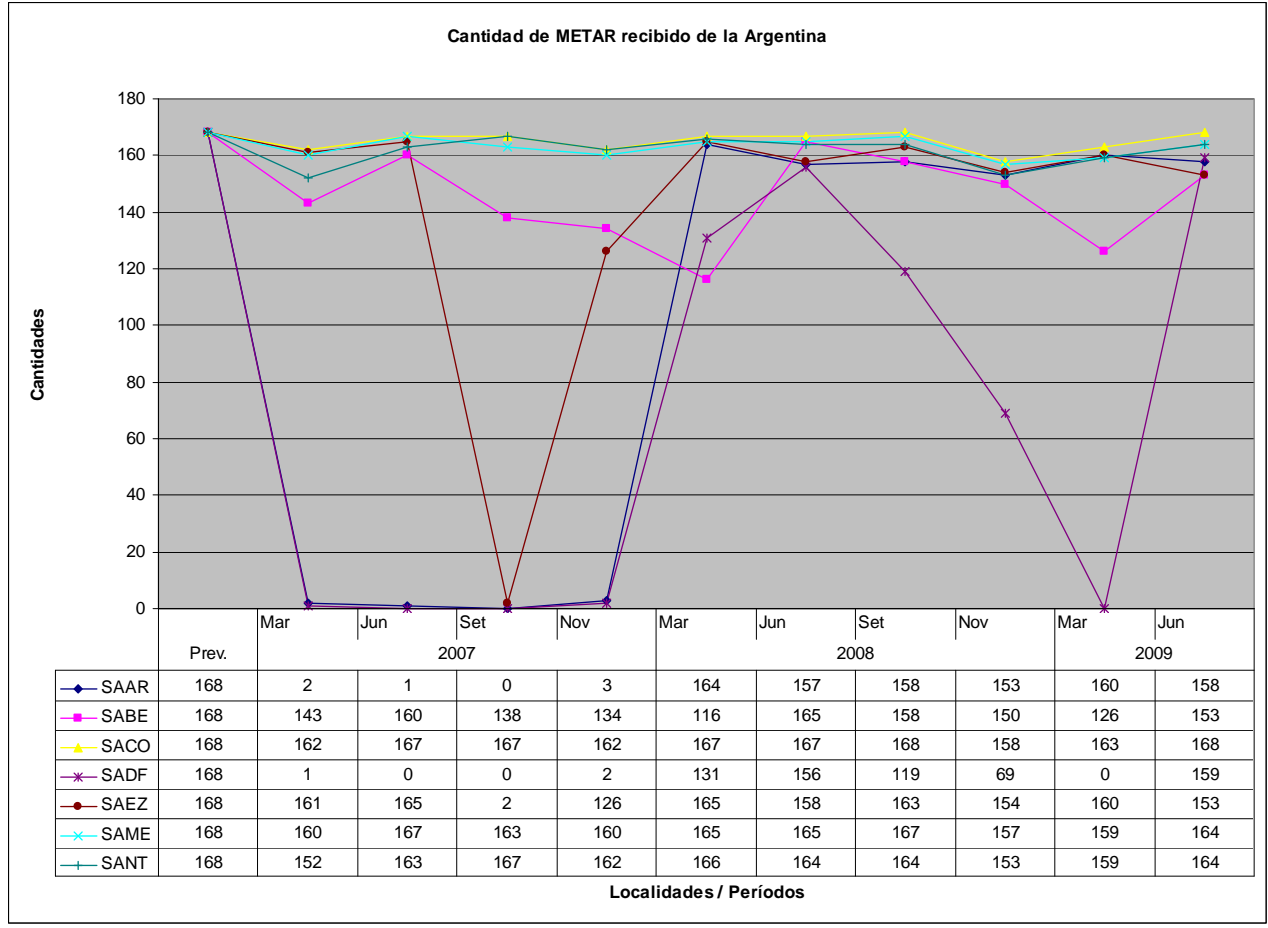
Local	Horário de Func.	Prev.	2007				2008				2009	
			Mar	Jun	Set	Nov	Mar	Jun	Set	Nov	Mar	Jun
TRPG	1000/2200	91					85	89	88	91	0	0
Nicarágua												
MNMG	H-24	168	161	162	162	159	162	157	156	143	167	159
MNPC	1200/0000	91	49	47	61	51	55	70	68	78	63	59
Porto Rico												
TJBQ	H-24	168	143	143	148	141	115	104	86	75	132	82
TJMZ	H-24	168	54	0	0	0	0	0	59	56	40	38
TJPS	H-24	168	51	40	59	46	28	51	29	41	0	24
TJSJ	H-24	168	167	162	166	165	145	152	159	145	152	153
República Dominicana												
MDBH	1200/0000	91	86	87	87	81	87	89	87	38	87	90
MDHE	1200/0000	91	0	0	0	0	0	0	0	0	0	0
MDLR	1200/0000	91	78	75	80	75	88	91	90	39	89	91
MDPC	1200/0000	91	89	89	91	89	90	90	90	39	90	89
MDPP	1200/0000	91	89	88	91	89	89	90	90	39	90	91
MDSD	H-24	168	159	165	168	162	166	166	160	69	167	167
MDST	H-24	168	88	88	91	90	89	89	88	38	89	91
Saint Kitts and Nevis												
TKPK	1200/0100	112	76	0	0	0	89	0	0	0	0	0
TKPN	1100/2300	91	92	0	0	0	57	0	0	0	0	0
Santa Lúcia												
TLPC	1000/0000	105	45	53	37	48	55	35	22	15	31	60
TLPL	H-24	168	140	148	154	136	145	139	153	146	150	147
San Vicente e Grenadinas												
TVSV	1200/0000	91	49	53	72	66	47	59	57	66	67	83
Trinidad e Tobago												
TTCP	H-24	168	107	112	114	110	114	105	101	93	108	99
TPPP	H-24	168	167	165	166	168	166	166	166	168	167	166
Region NAM												
Canadá												
CYMX	H-24	168	168	167	168	168	168	168	167	160	168	168
CYOW	H-24	168	168	165	168	168	168	168	166	159	168	168
CYYZ	H-24	168	168	166	168	168	168	168	167	159	168	168
Estados Unidos												
KATL	H-24	168	167	165	168	166	141	157	160	148	155	153
KBWI	H-24	168	167	164	167	165	141	156	161	148	153	152
KDFW	H-24	168	167	165	168	166	139	157	160	147	154	153
KDTW	H-24	168	167	165	168	165	139	156	160	143	154	153
KEWR	H-24	168	167	166	165	165	141	156	162	147	154	153
KFAT	H-24	168	0	1	3	0	0	0	0	0	0	0
KFLL	H-24	168	167	165	168	165	139	157	161	147	154	153

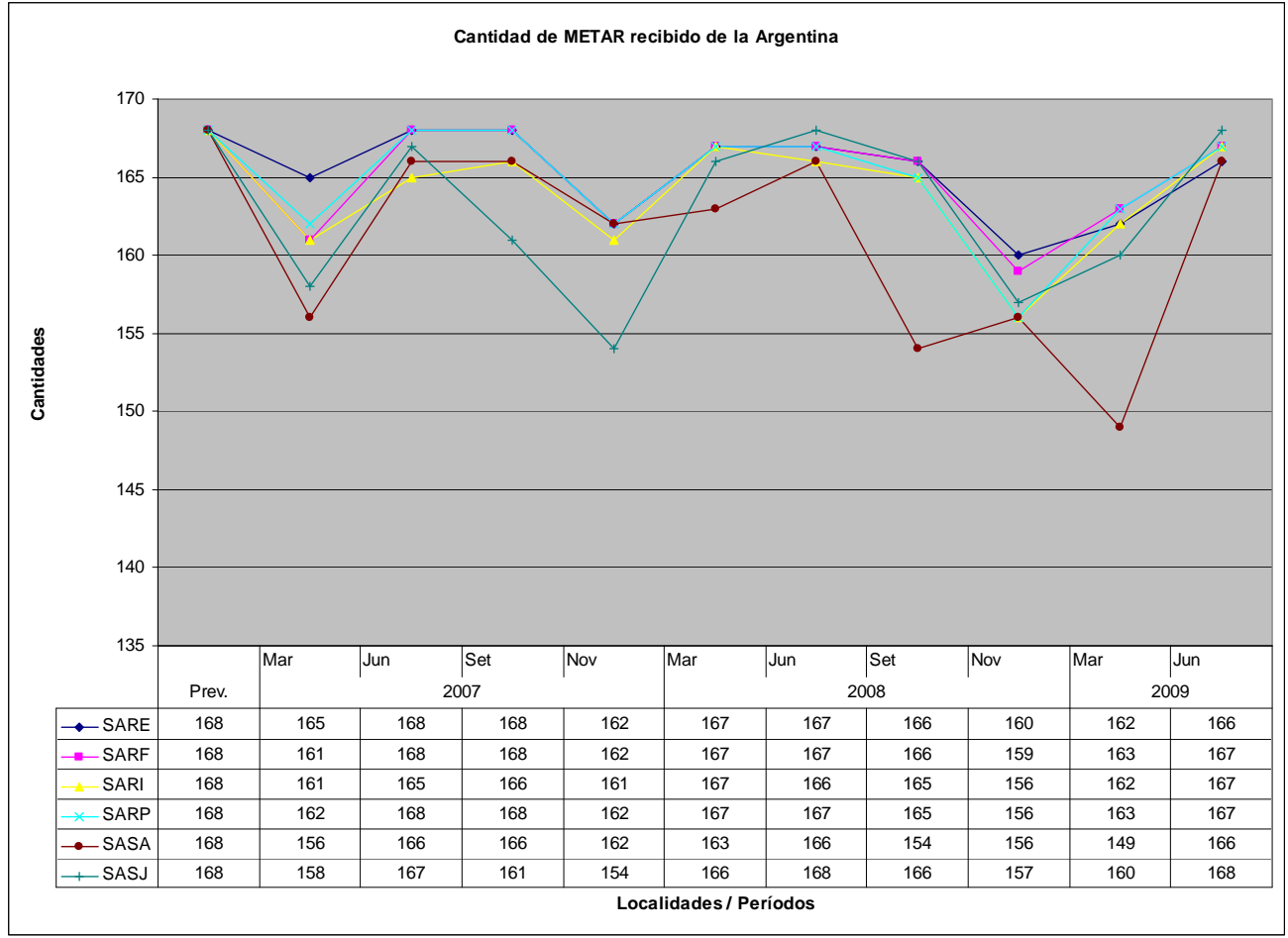
Local	Horário de Func.	Prev.	2007				2008				2009	
			Mar	Jun	Set	Nov	Mar	Jun	Set	Nov	Mar	Jun
KIAH	H-24	168	167	165	162	163	139	156	151	147	154	153
KIND	H-24	168	167	165	168	165	140	156	161	147	154	152
KJFK	H-24	168	167	165	164	165	141	156	161	147	154	151
KLAS	H-24	168	167	165	168	164	140	156	161	146	154	152
KLAX	H-24	168	167	165	68	165	141	154	161	146	154	152
KMIA	H-24	168	156	163	164	161	136	153	151	119	139	147
KMKE	H-24	168	0	1	5	2	0	0	0	0	0	0
KMSY	H-24	168	140	157	163	153	125	149	132	100	101	0
KONT	H-24	168	126	148	150	129	102	143	123	90	100	111
KORD	H-24	168	127	148	152	126	100	142	123	85	100	110
KORL	H-24	168	0	0	3	0	0	0	0	0	0	110
KPBI	H-24	168	124	148	151	124	98	142	123	89	100	0
KPHL	H-24	168	126	148	149	127	98	142	123	90	101	111
KPHX	H-24	168	126	148	152	127	99	142	122	90	100	109
KSAN	H-24	168	126	148	152	126	104	144	123	89	102	111
KSAT	H-24	168	0	0	6	0	0	0	0	0	0	0
KSFO	H-24	168	128	147	152	125	98	142	123	91	100	109
KTPA	H-24	168	126	148	149	128	98	143	123	91	100	110
KTUS	H-24	168	0	0	5	0	0	0	0	0	0	0
Region NAT												
Bermudas												
TXKF	H-24	168	166	157	82	167	165	59	1	0	2	0
Region AFI												
África do Sul												
FABL	H-24	168				0	165	151	73	134	164	140
FACT	H-24	168				0	158	155	73	138	164	138
FADN	H-24	168				0	153	155	73	137	165	140
FAGE	H-24	168				0	0	0	0	0	0	0
FAGG	H-24	168				0	0	0	72	136	161	140
FAJS	H-24	168				0	164	154	72	134	165	139
FAME	H-24	168				0	0	0	0	0	0	0
FAMM	H-24	168				0	0	0	0	1	0	140
FAOB	H-24	168				0	0	0	0	0	0	0
FATC	H-24	168				0	0	0	0	0	0	0
FAUP	H-24	168				0	165	154	72	115	165	140
FAWK	H-24	168				0	0	0	0	0	0	0
Botswana												
FBSK	H-24	168				0	0	0	0	0	2	0
Cabo Verde												
GVAC	H-24	168	161	163	162	159	157	168	158	160	156	158
Costa do Marfim												
DIAP	H-24	168	1	3	8	0	154	168	0	166	0	0
Ilha Ascención												
FHAW	H-24	168				84	77	91	114	92	83	88

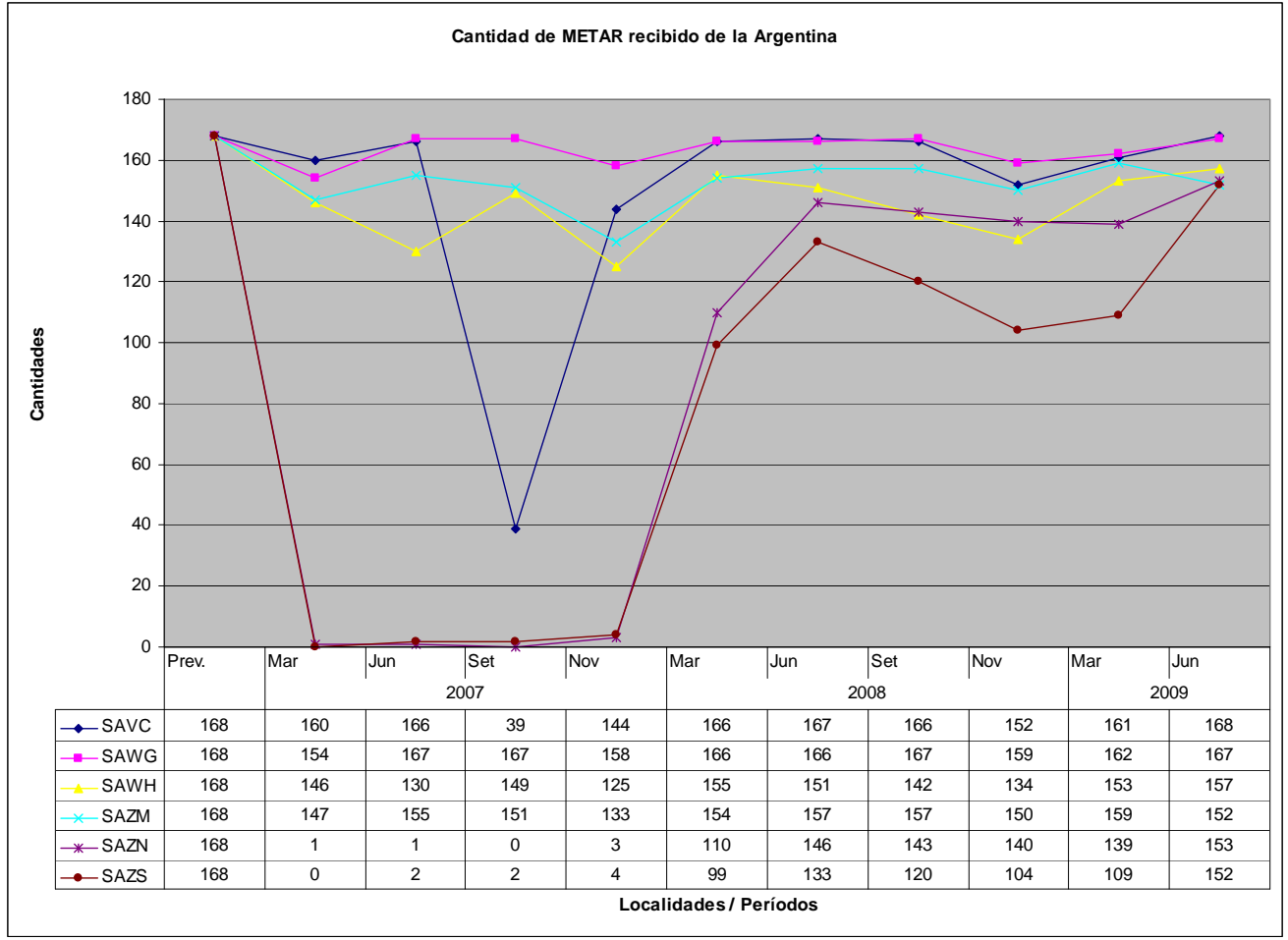
Local	Horário de Func.	Prev.	2007				2008				2009	
			Mar	Jun	Set	Nov	Mar	Jun	Set	Nov	Mar	Jun
Namíbia												
FYWH	H-24	168				0	0	0	0	0	0	0
República do Guiné												
GUCY	H-24	168	0	111	88	61	71	168	79	92	100	75
Senegal												
GOOY	H-24	168	1	4	3	2	154	168	0	165	0	0
Serra Leoa												
GFL	H-24	168	0	87	73	84	99	168	71	85	65	0
Region PAC												
Polinésia Francesa												
NTAA	H-24	168	165	166	167	168	158	156	156	148	150	154
NTTG	H-24	168	0	0	0	0	0	0	0	0	0	0

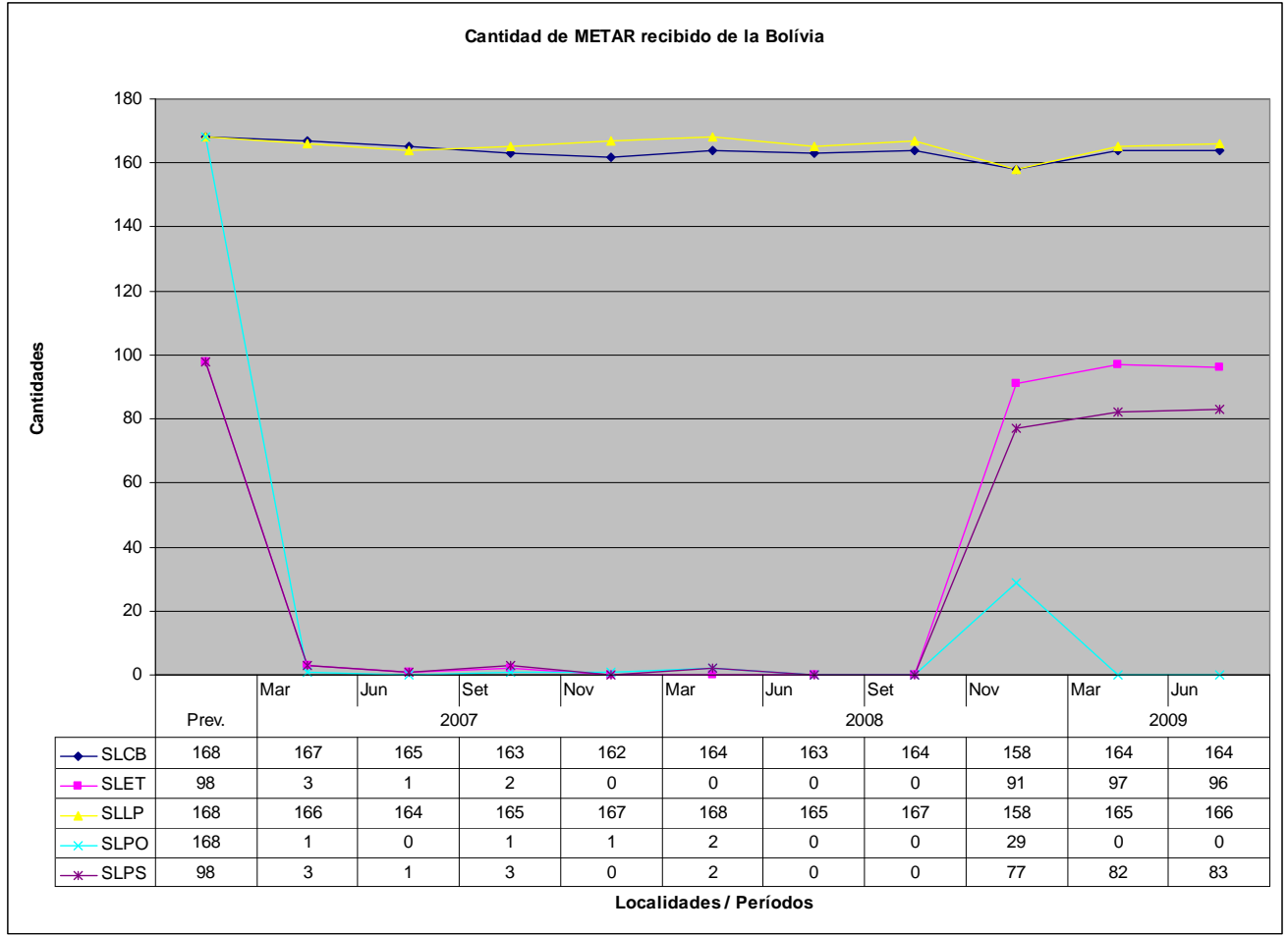
- Note:
- 1) Hours of operation were reported by ICAO.
 - 2) The hours of operation in italics were obtained in the AIP of the respective States.
 - 3) It not provides for the exchange of METAR during the period..

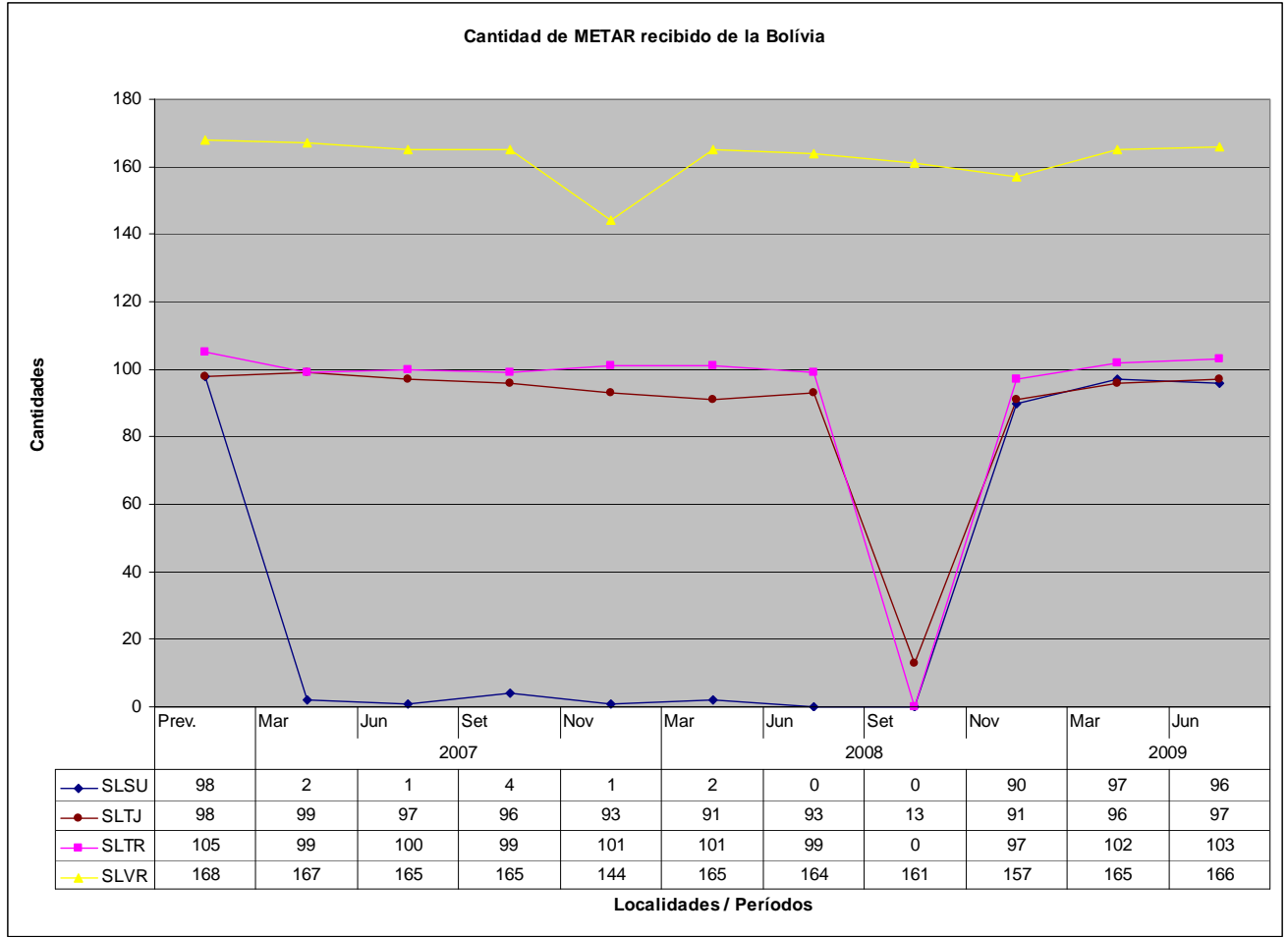
APÉNDICE C

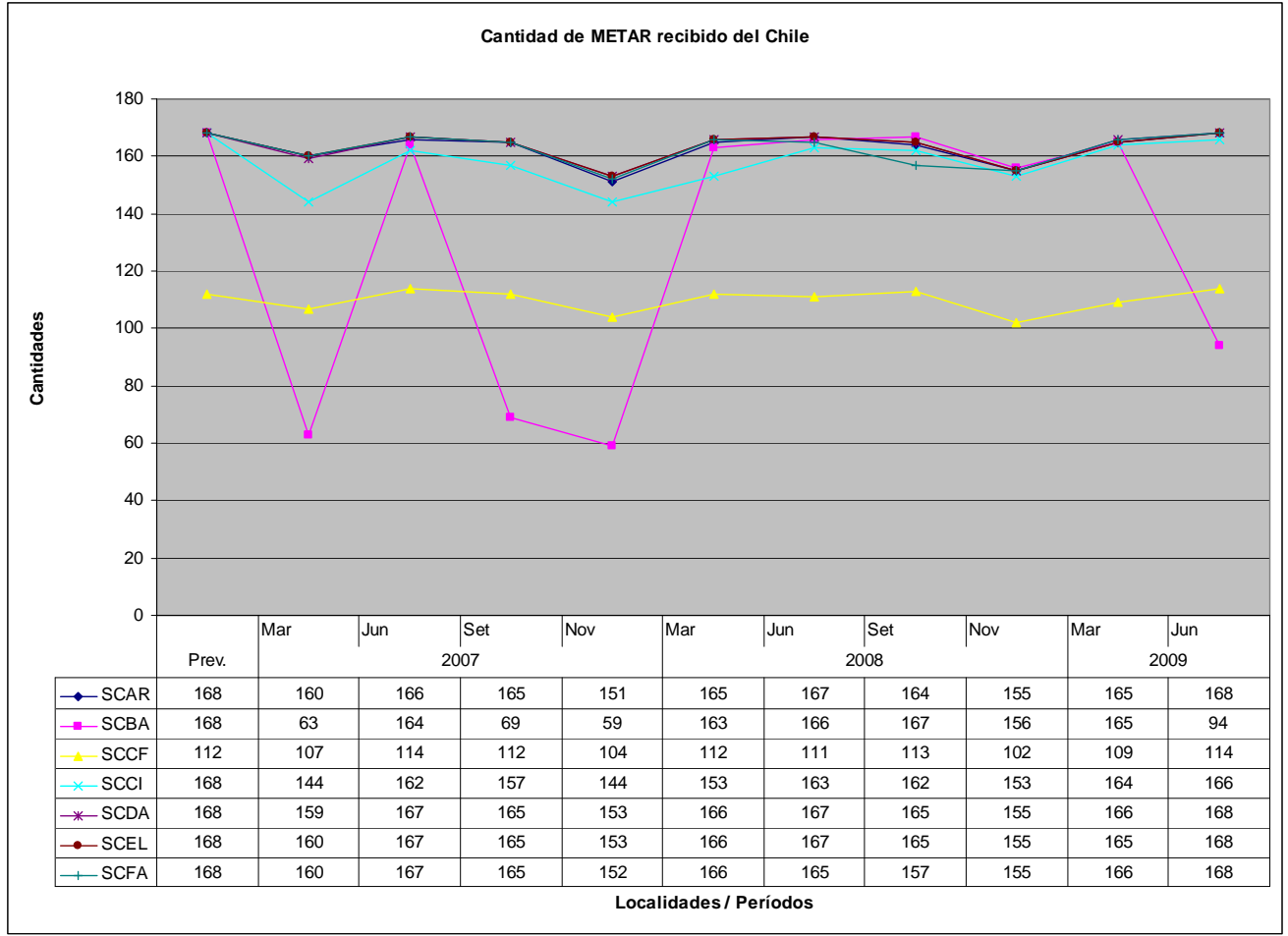


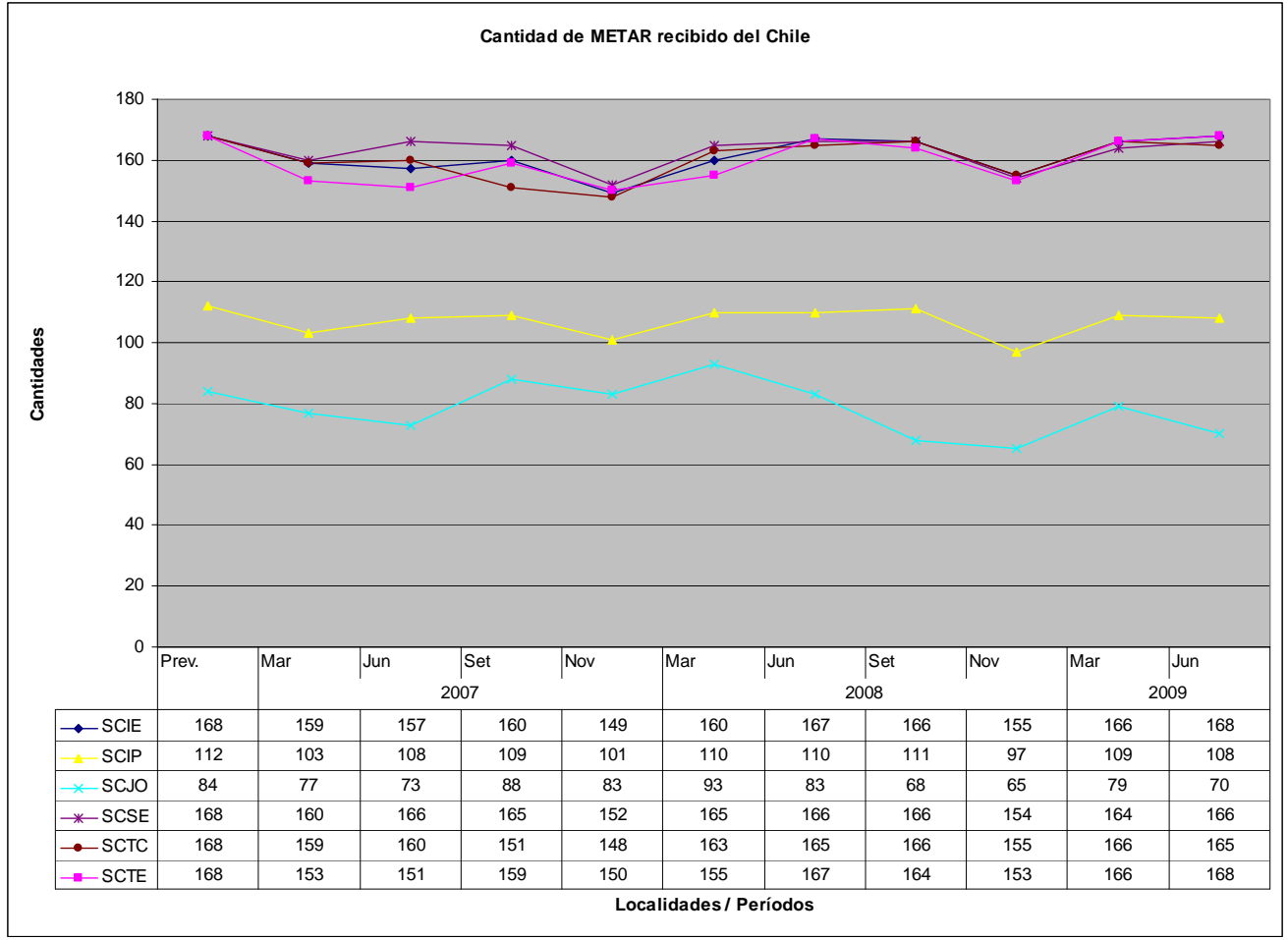


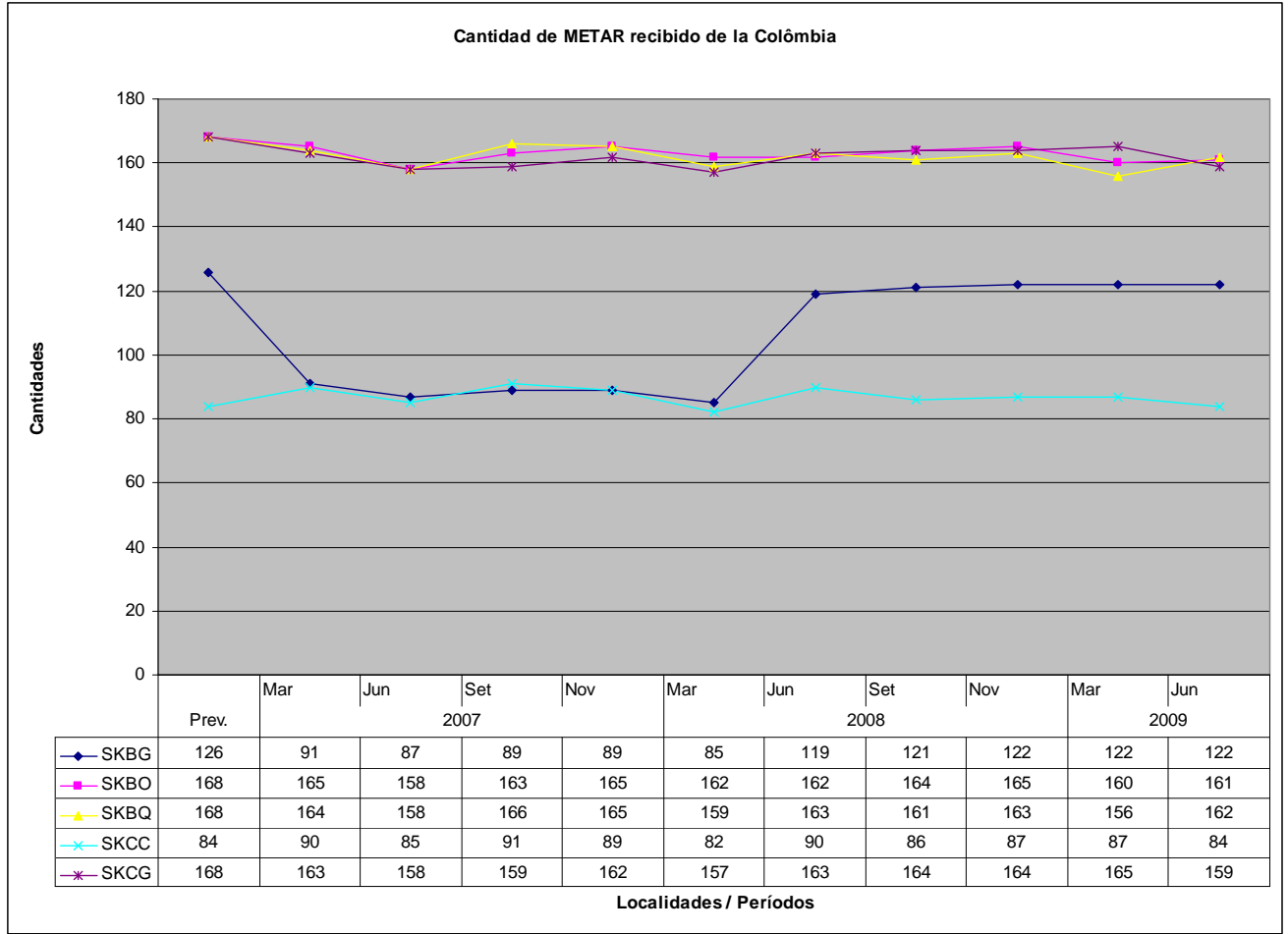


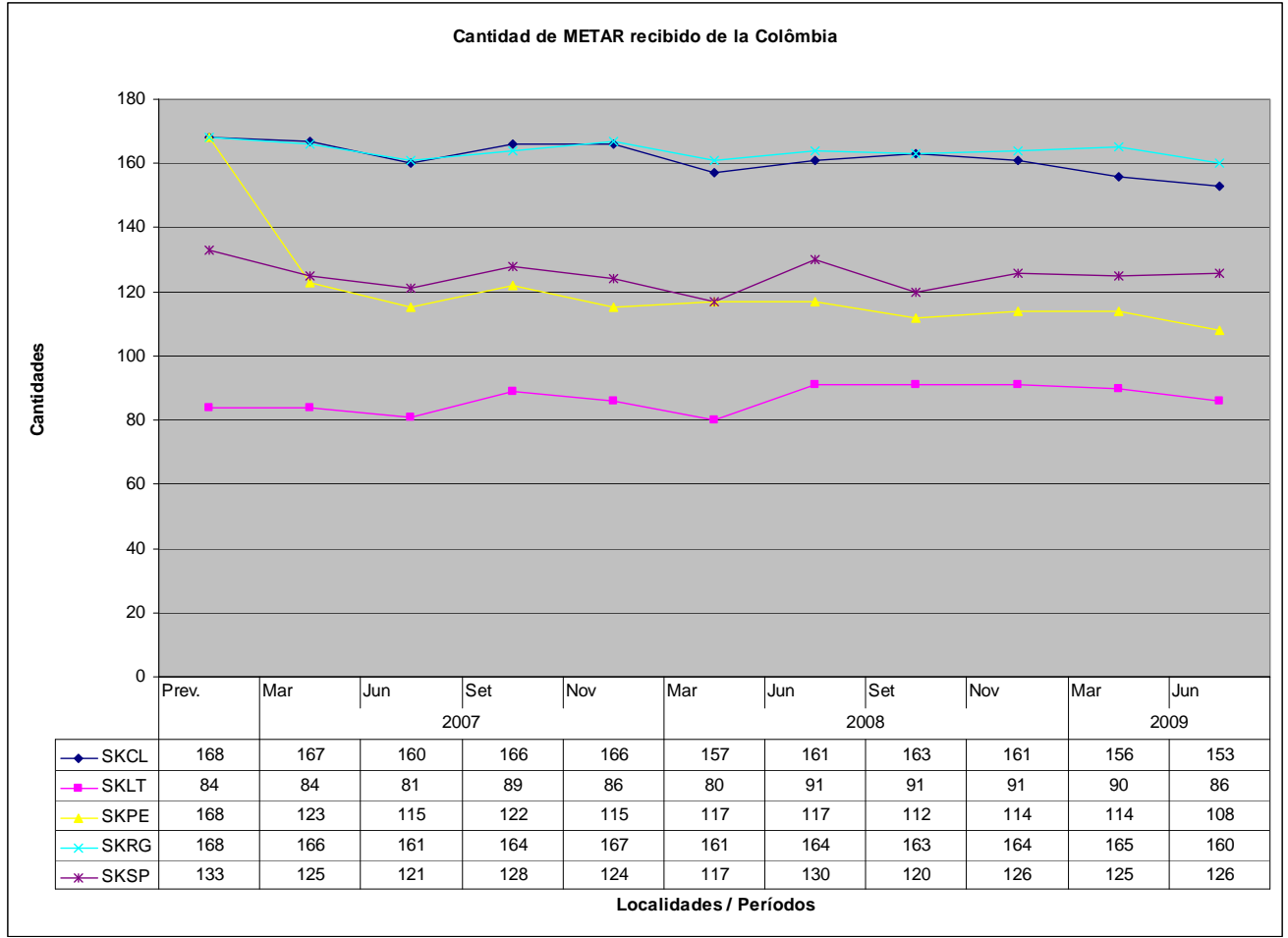


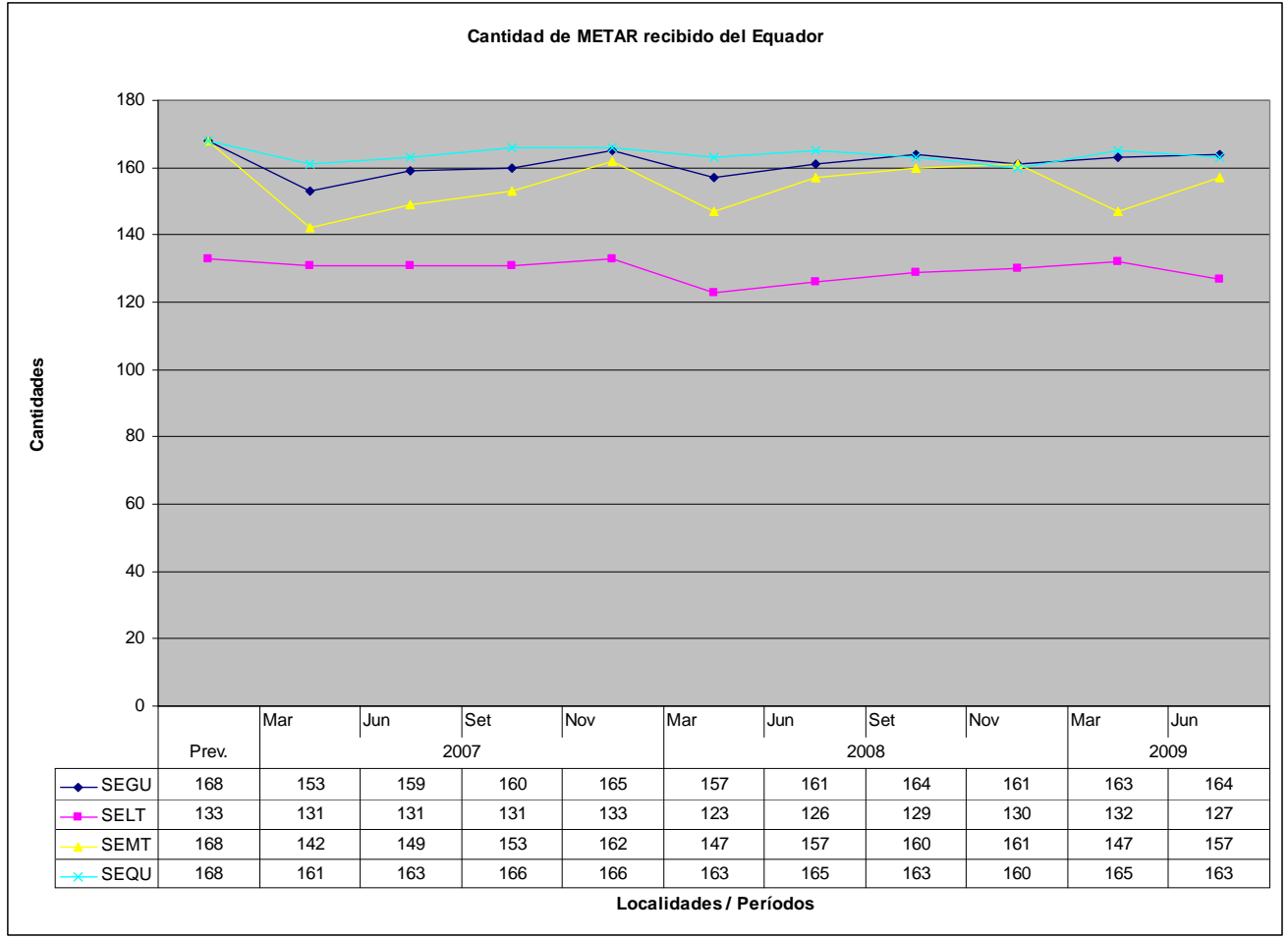


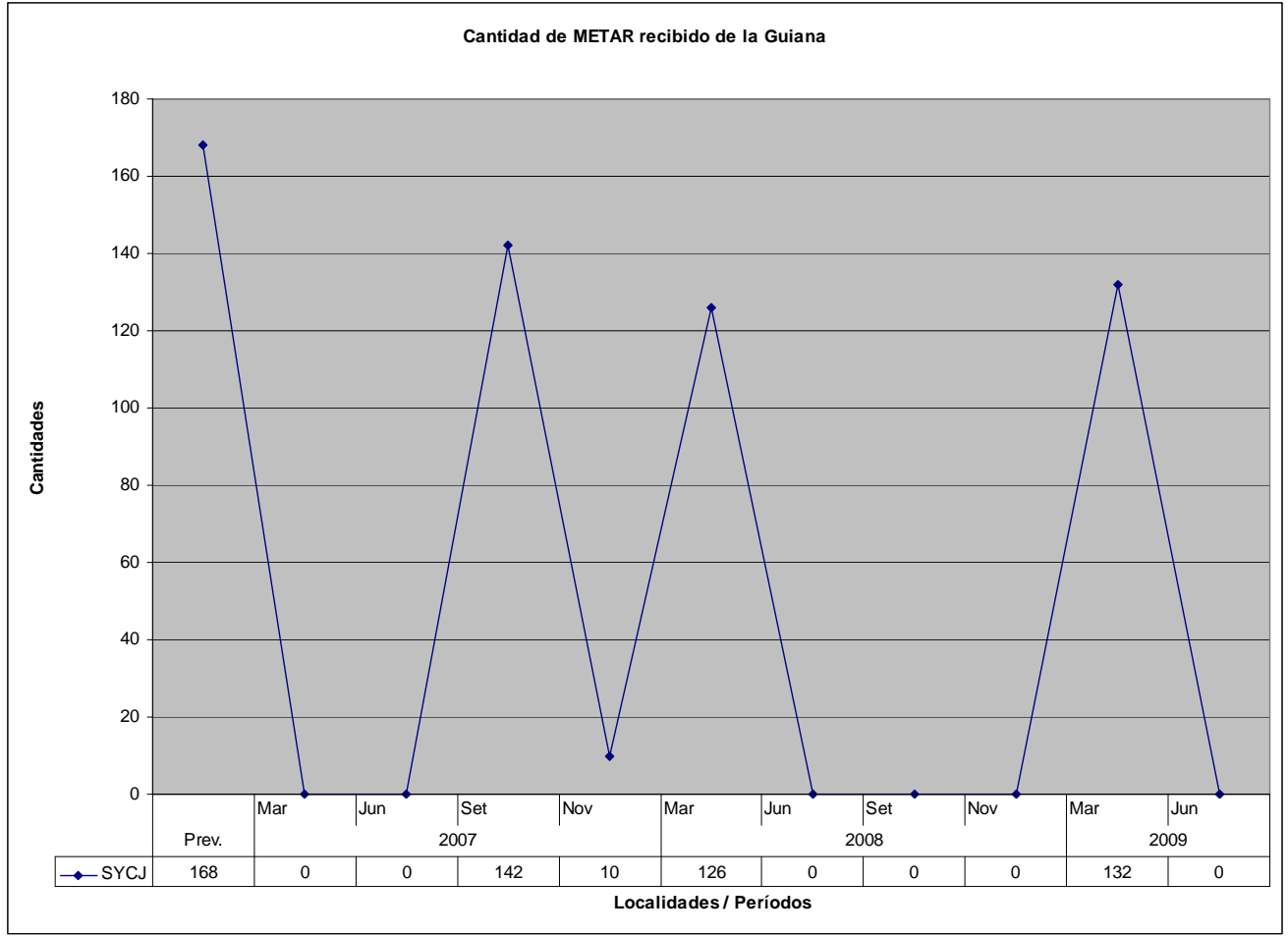


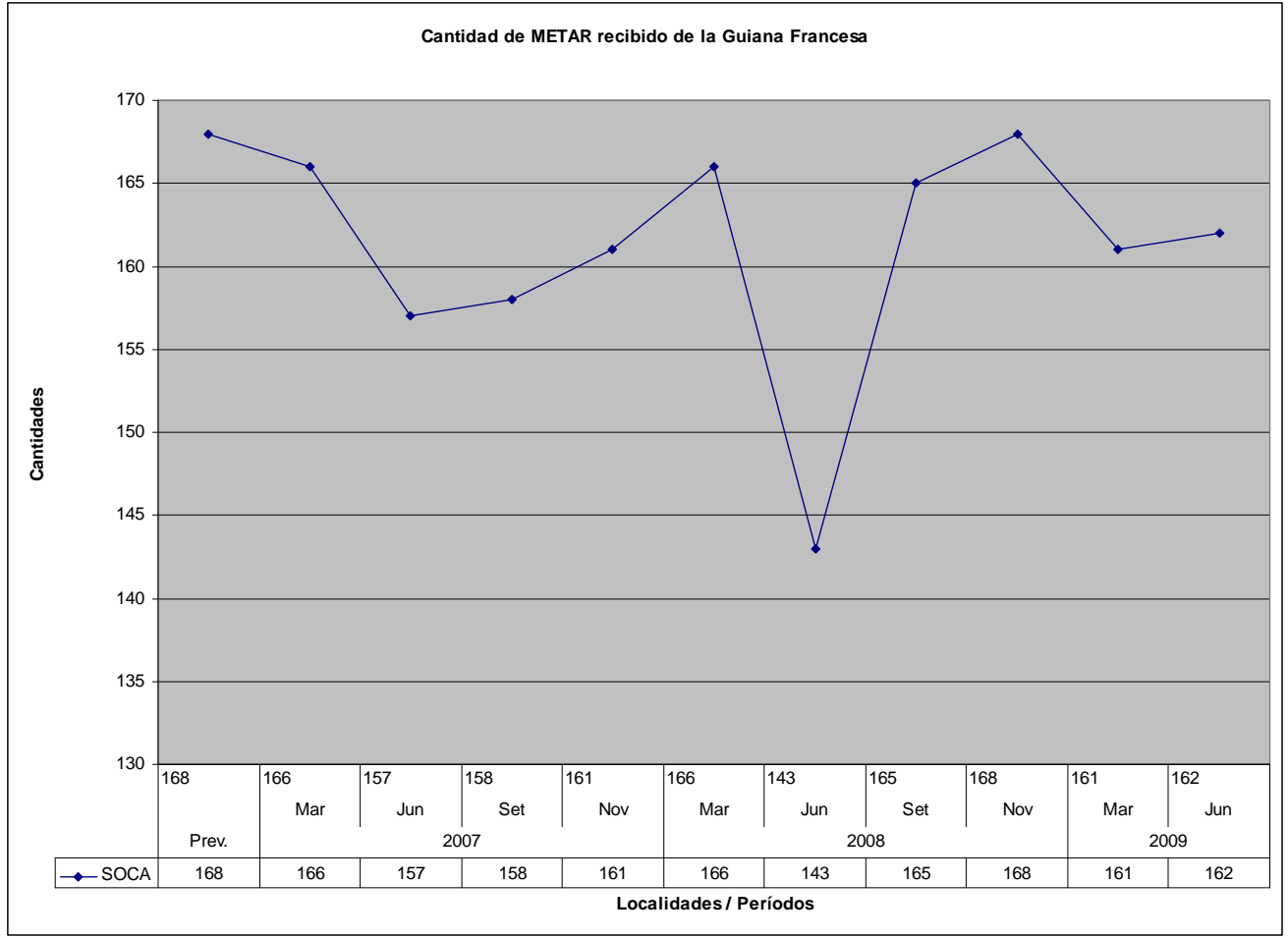


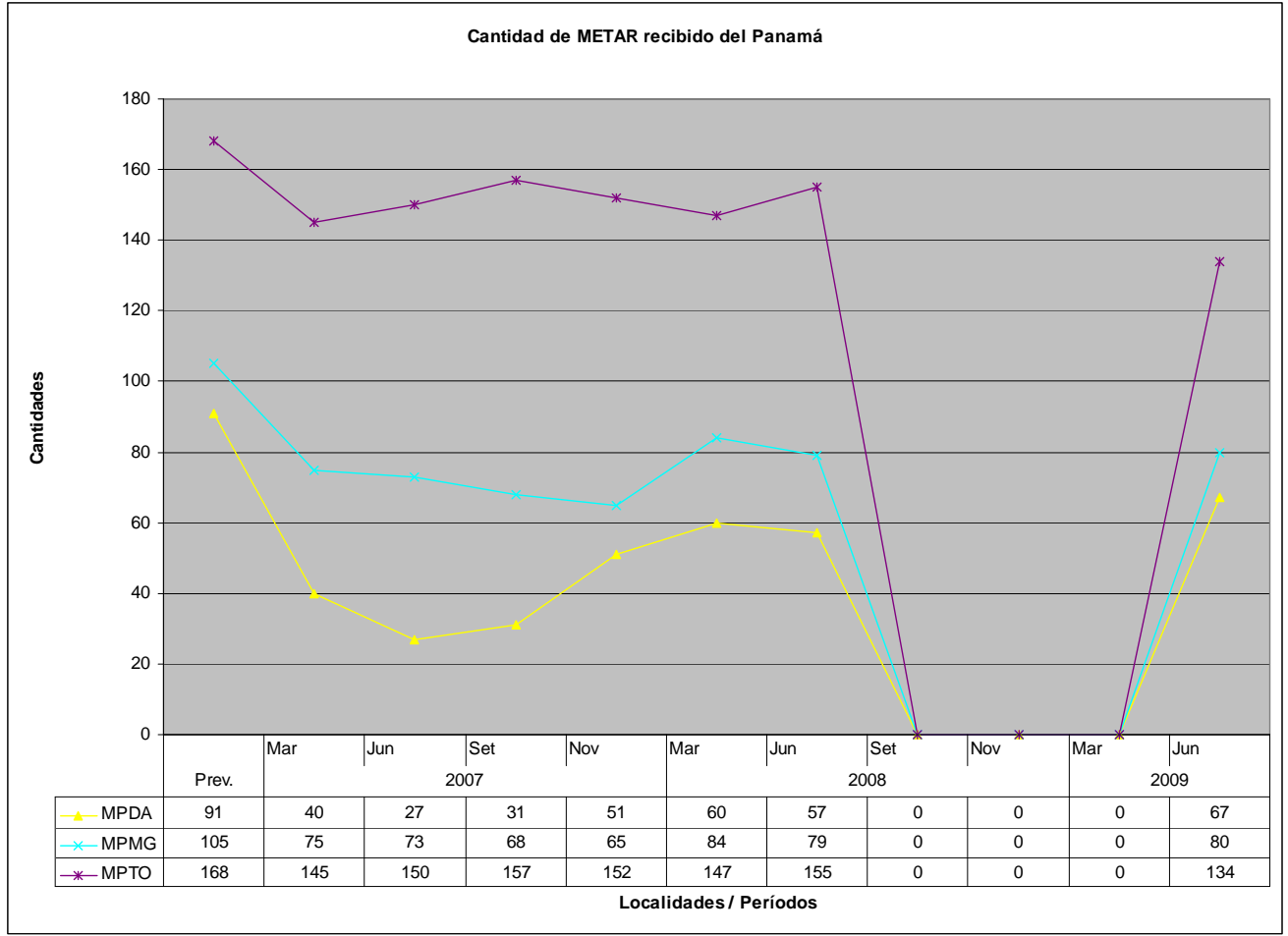


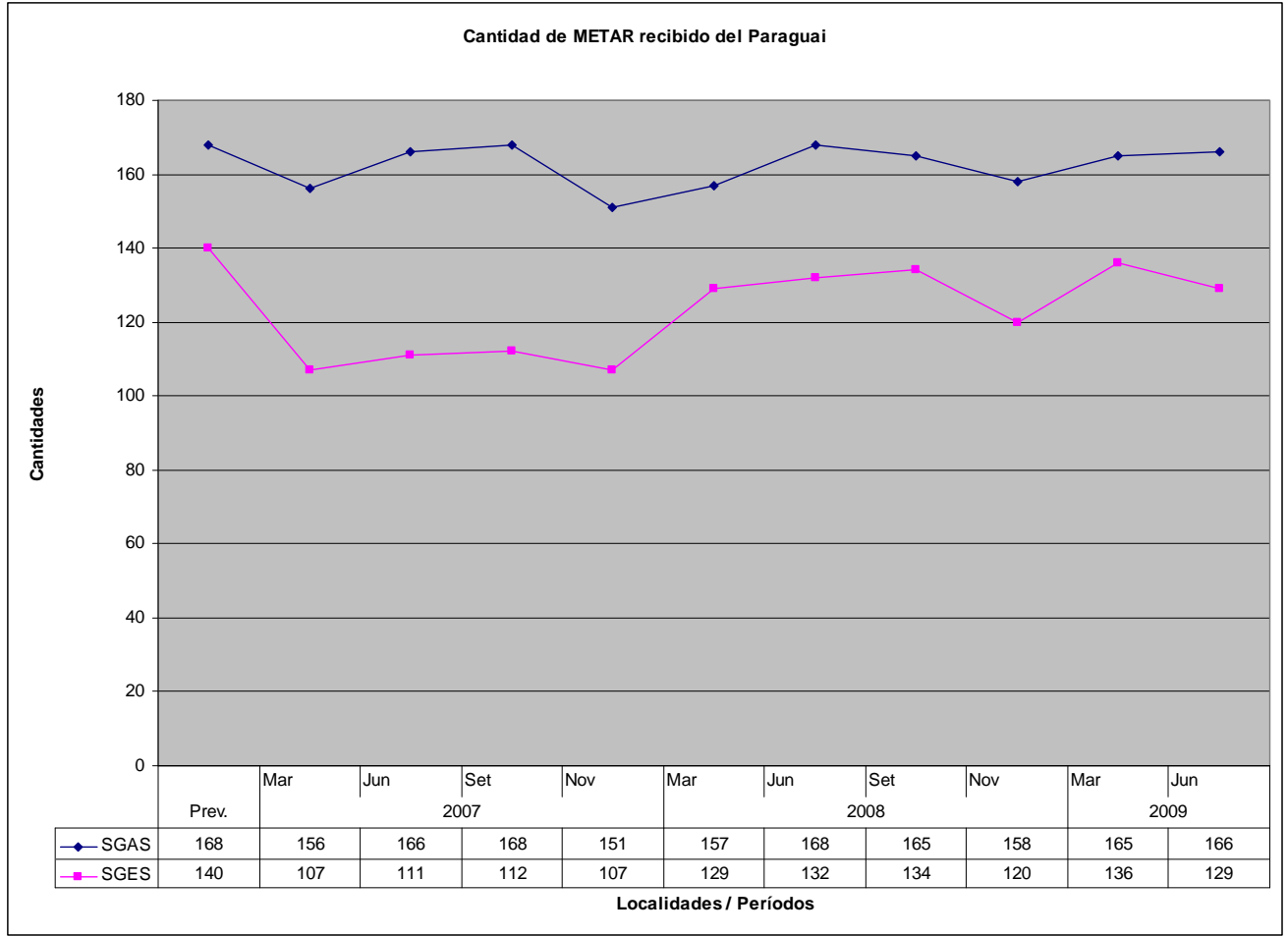


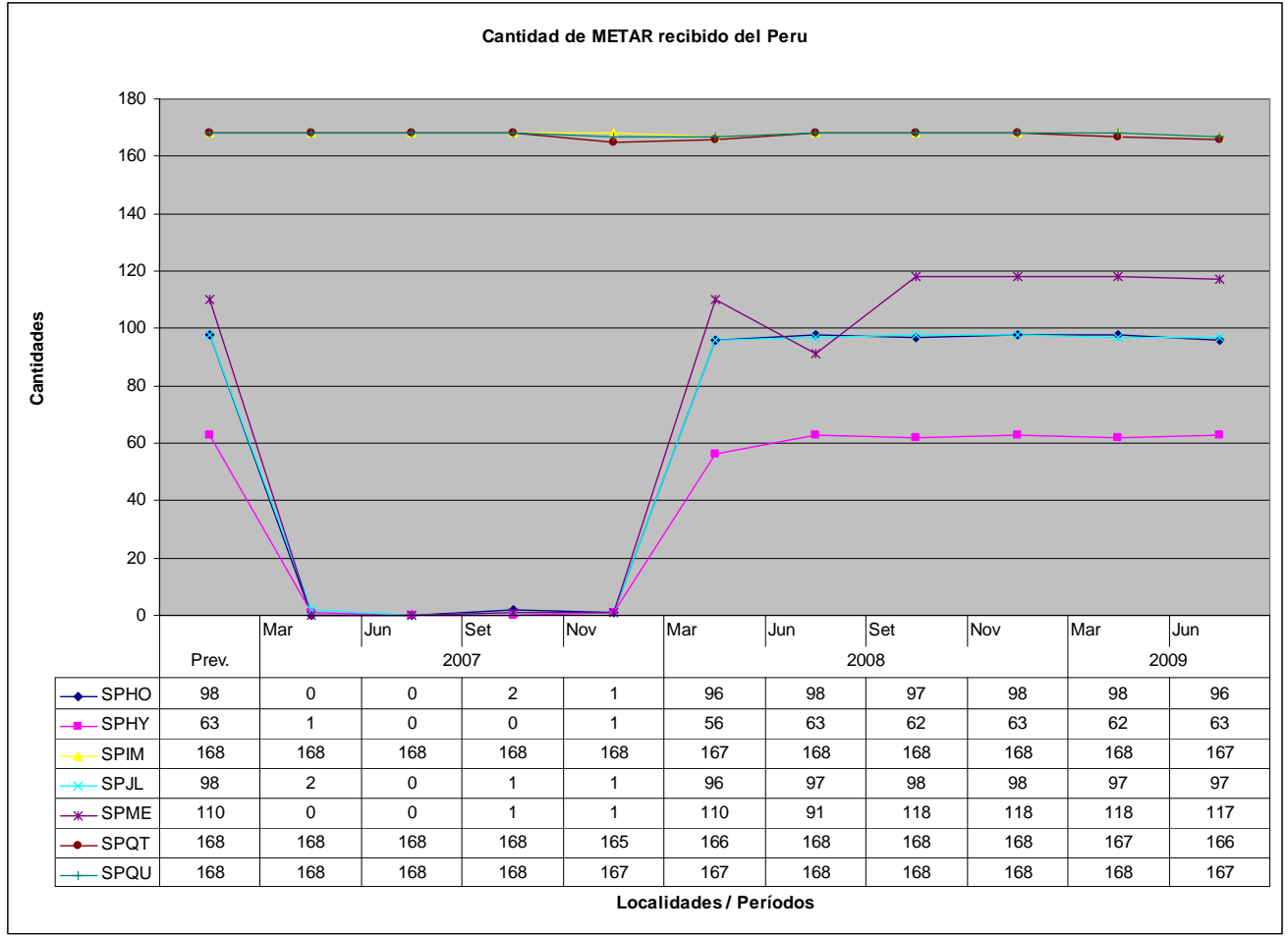


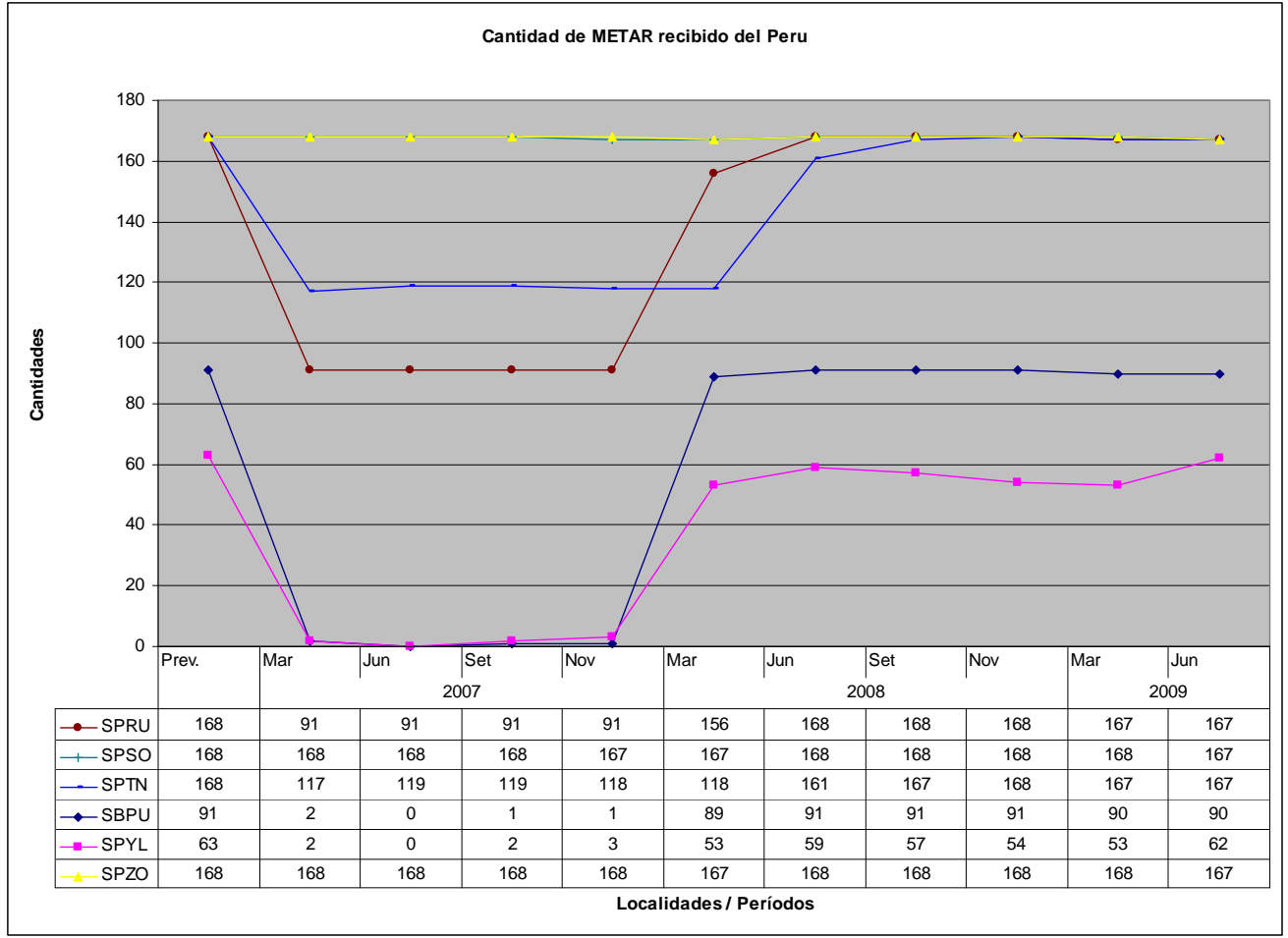


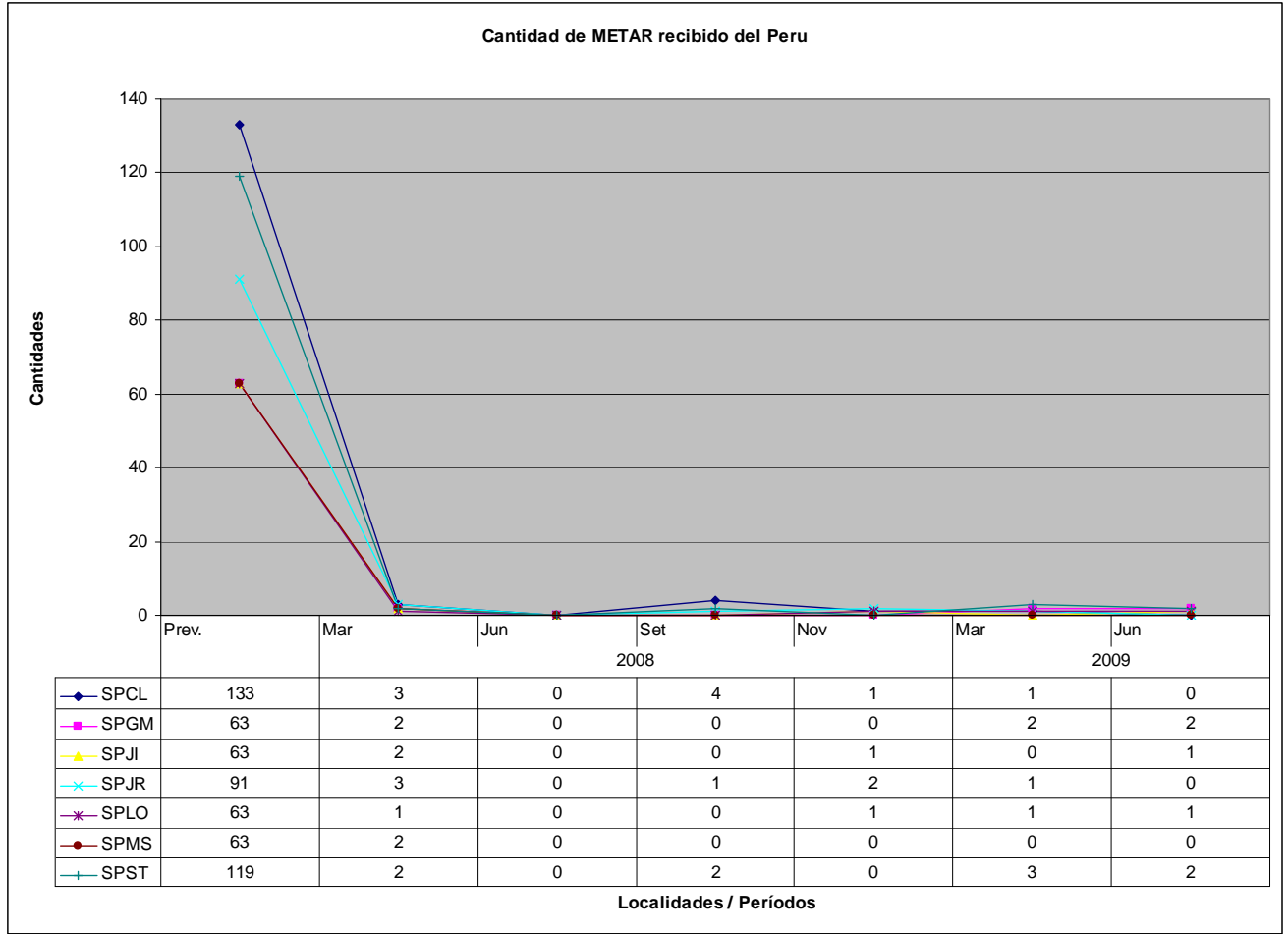


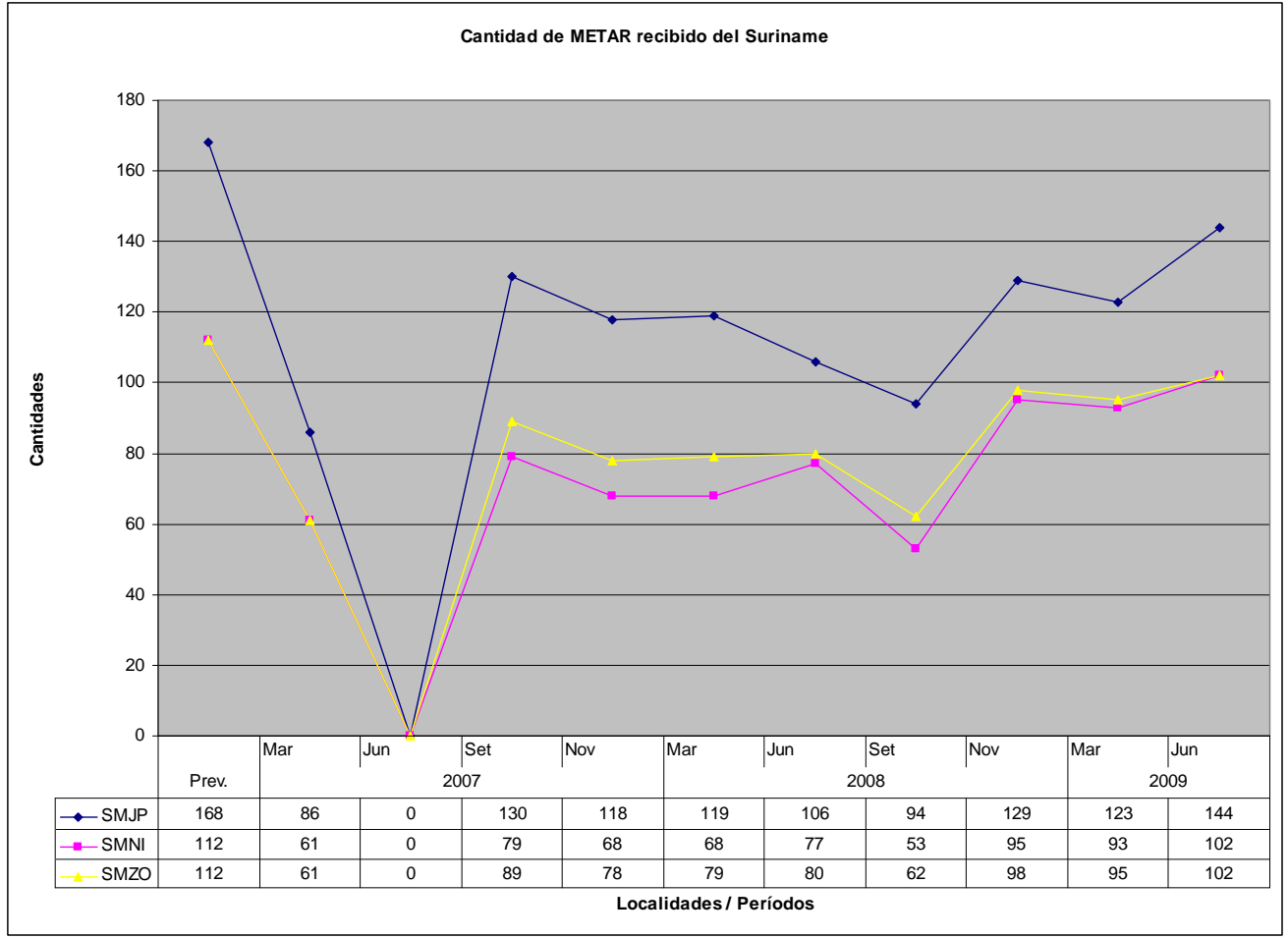


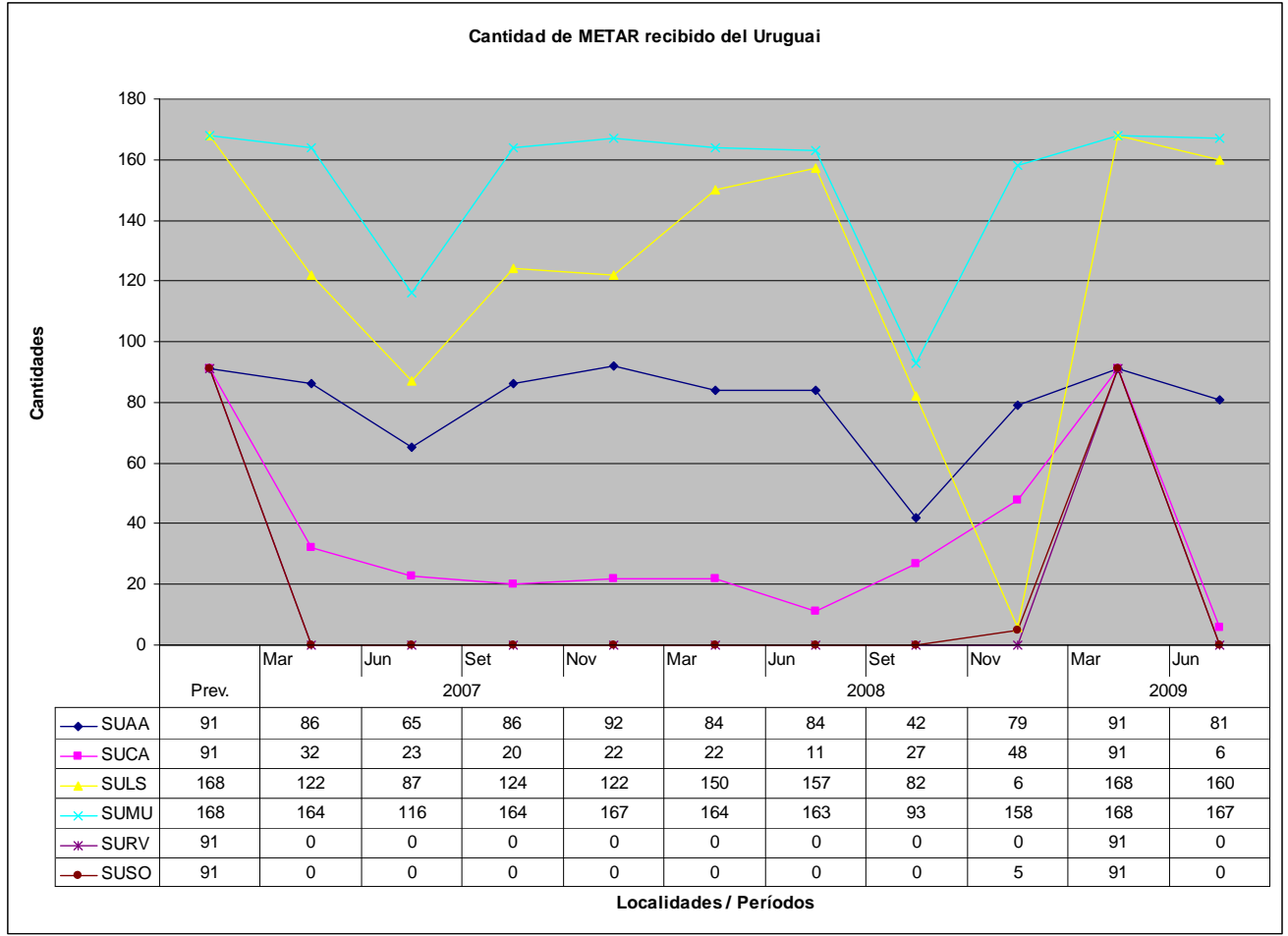


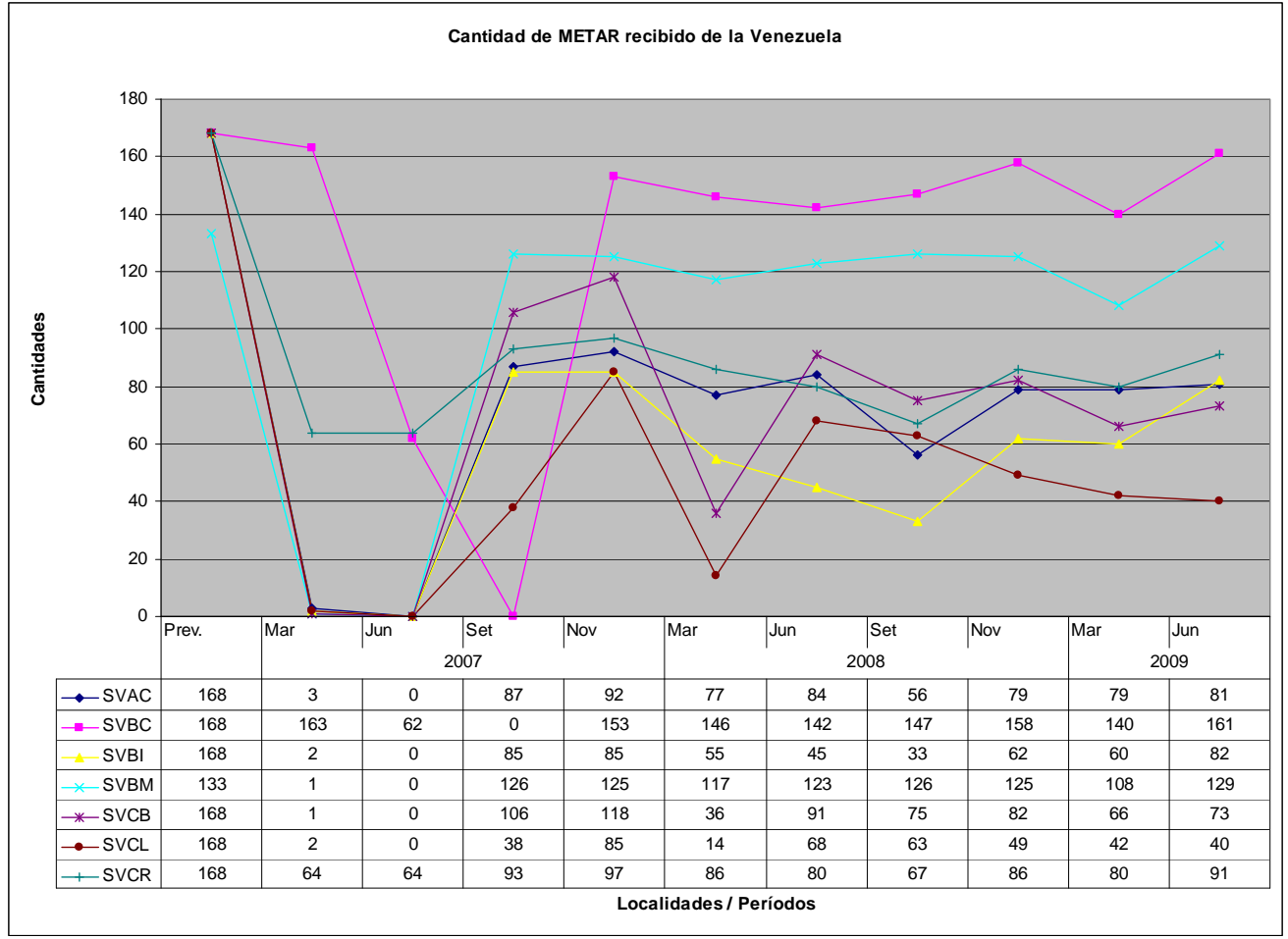


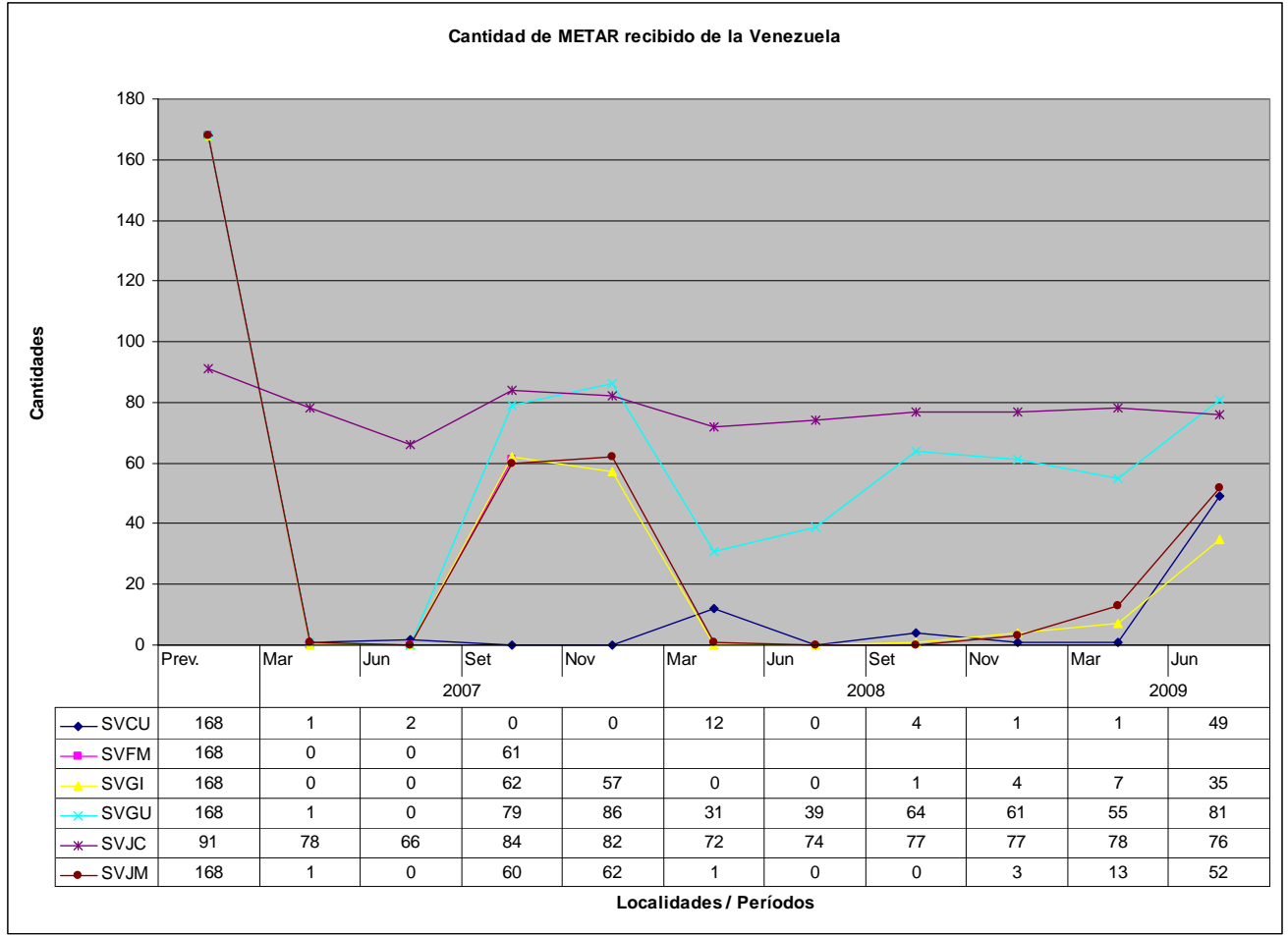


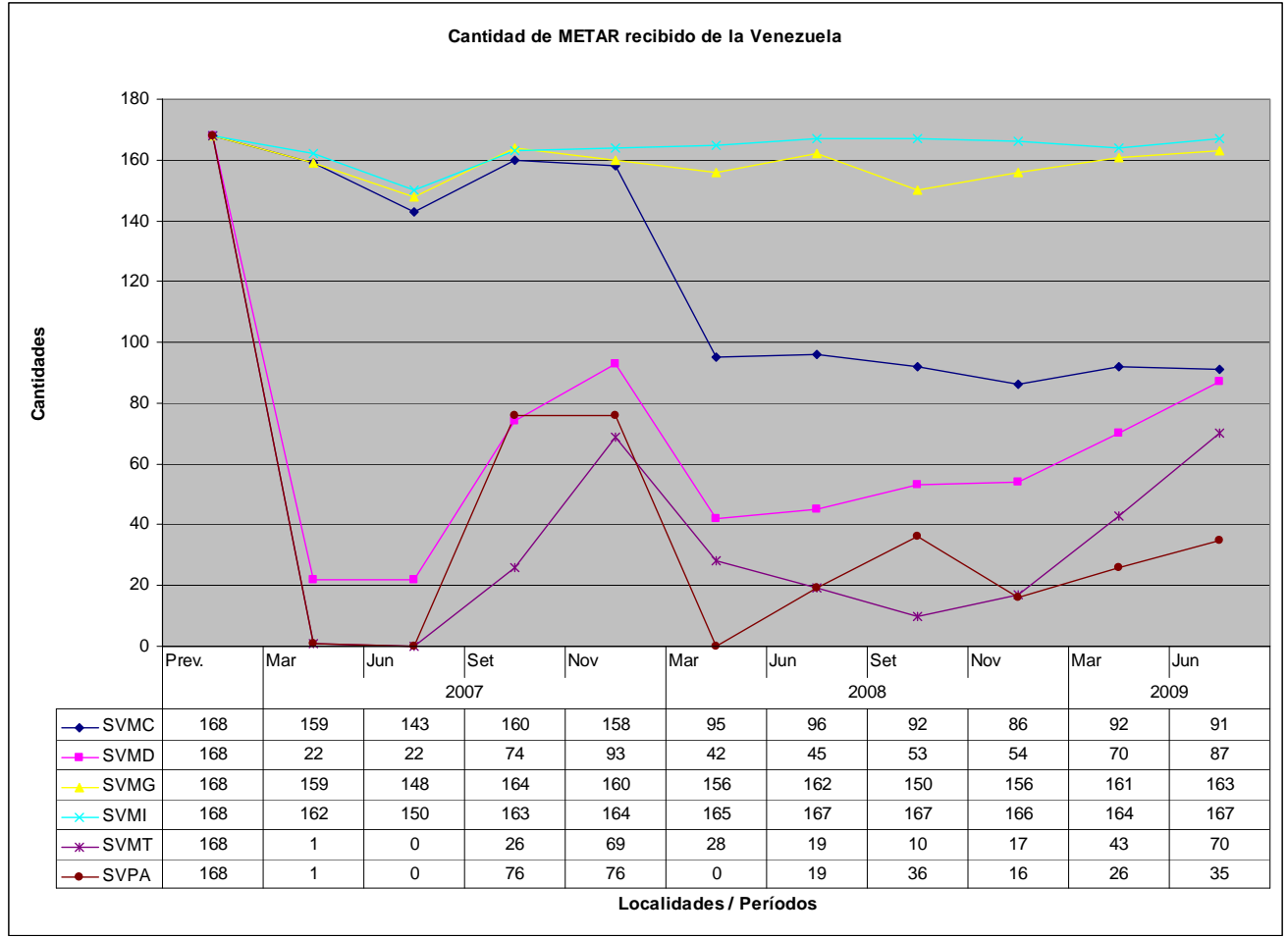


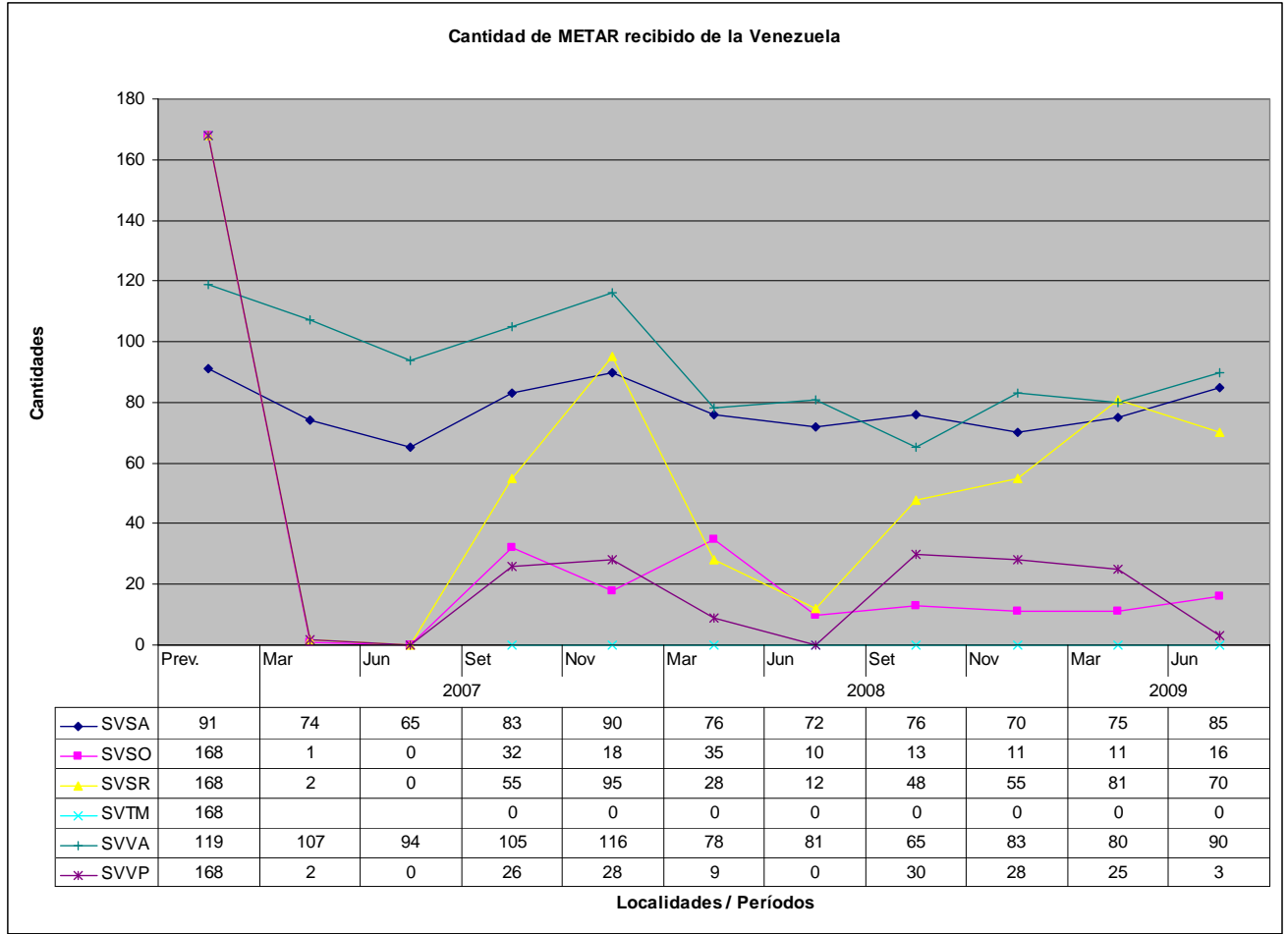


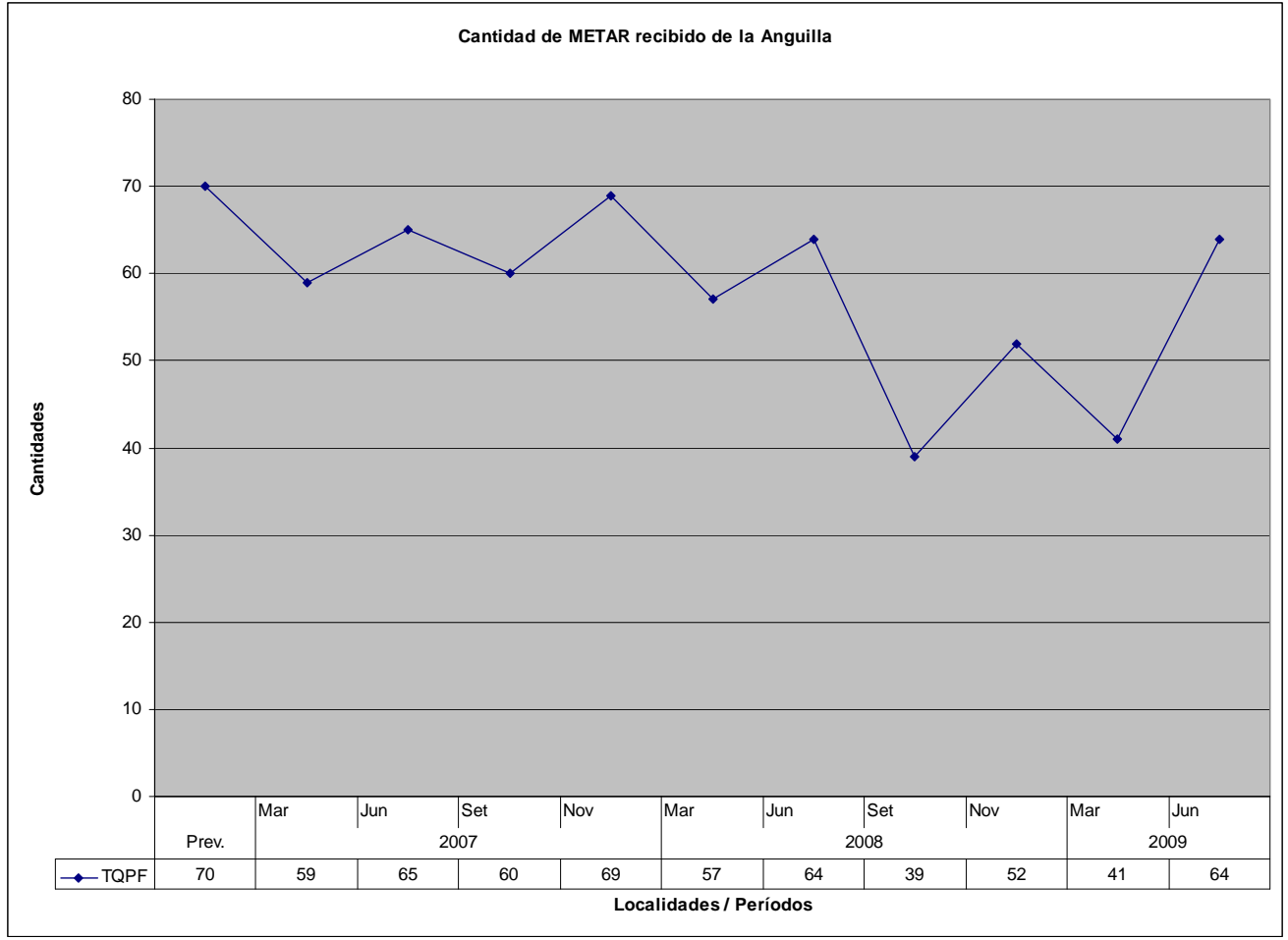


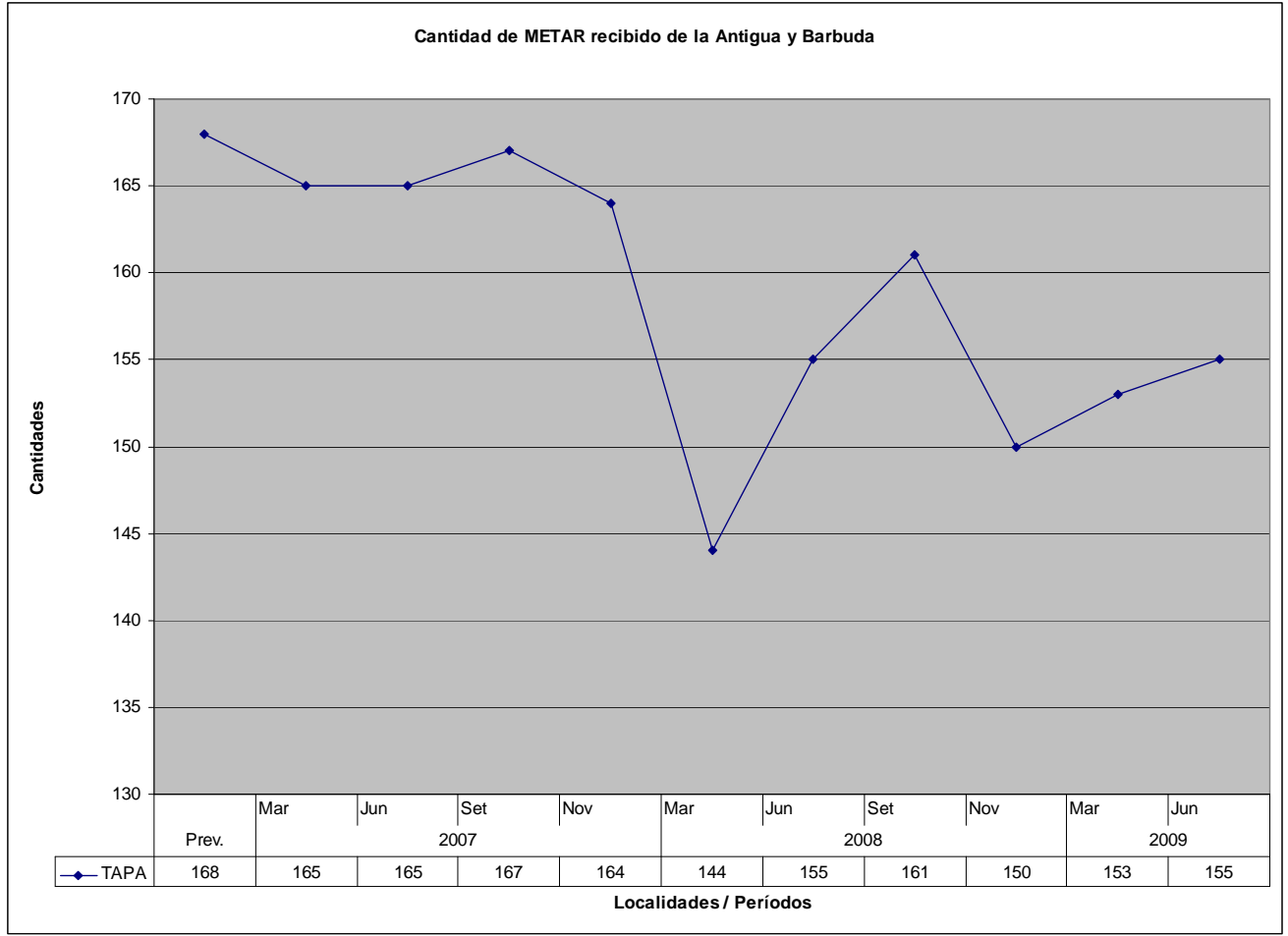


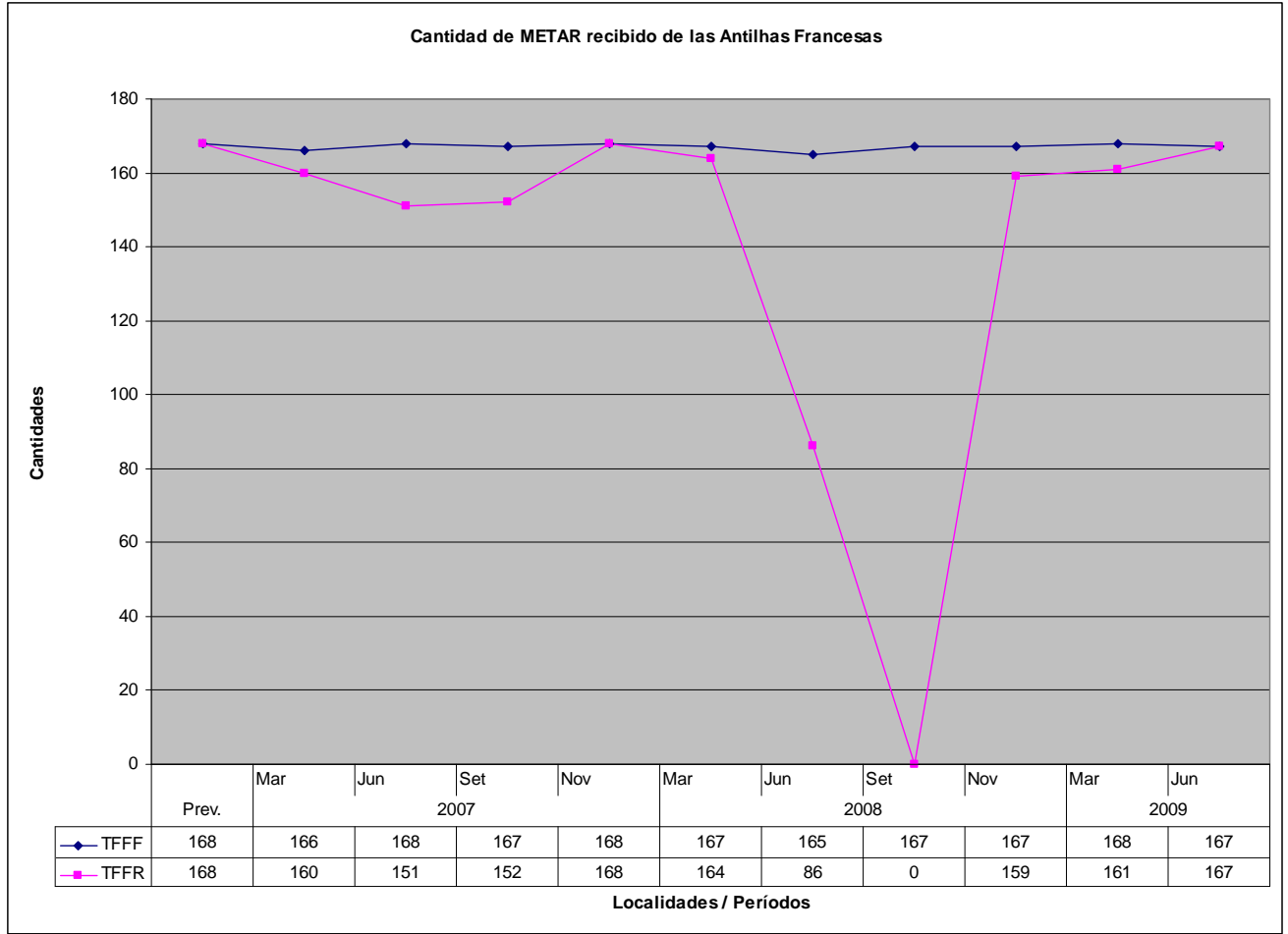


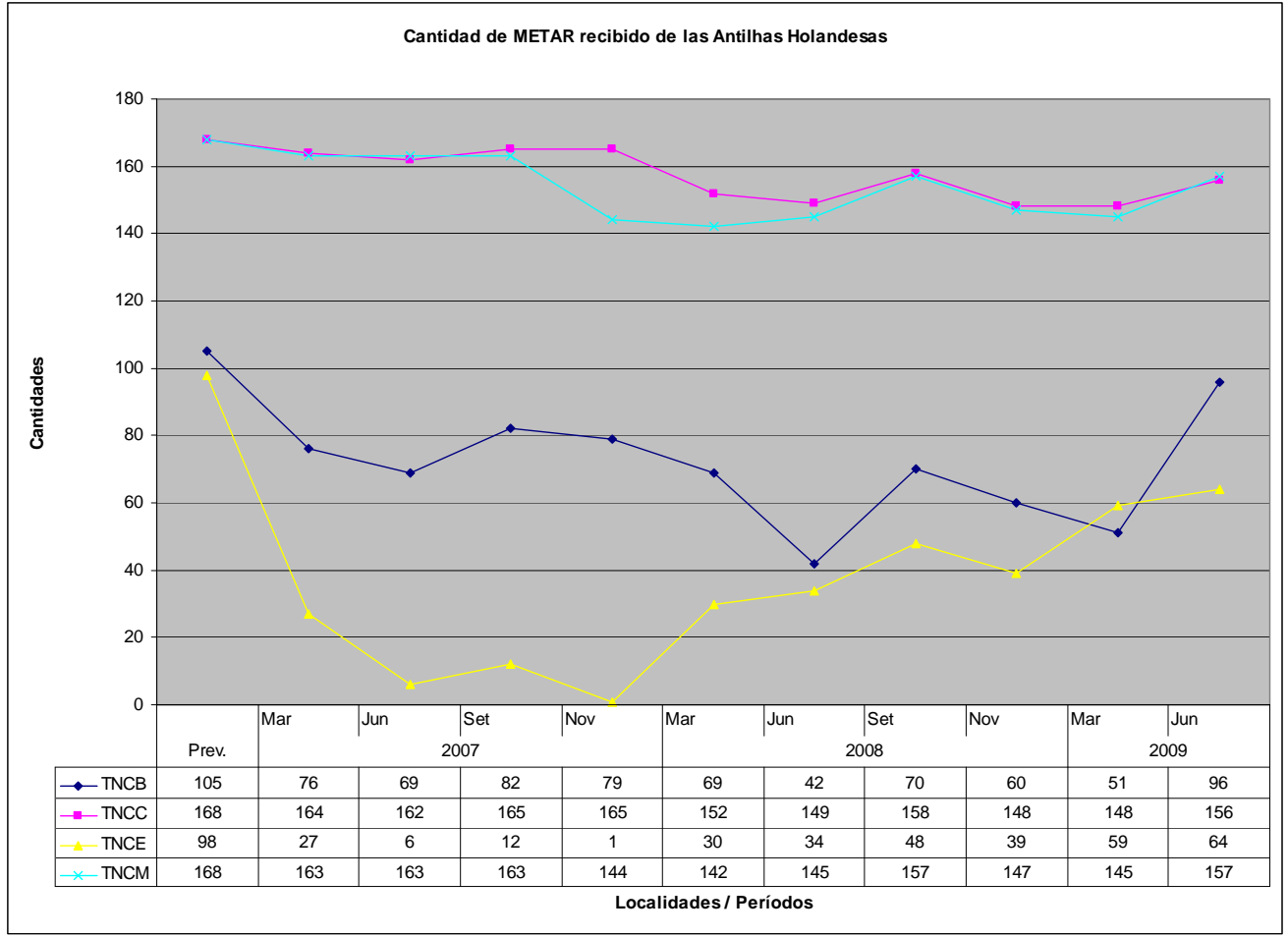


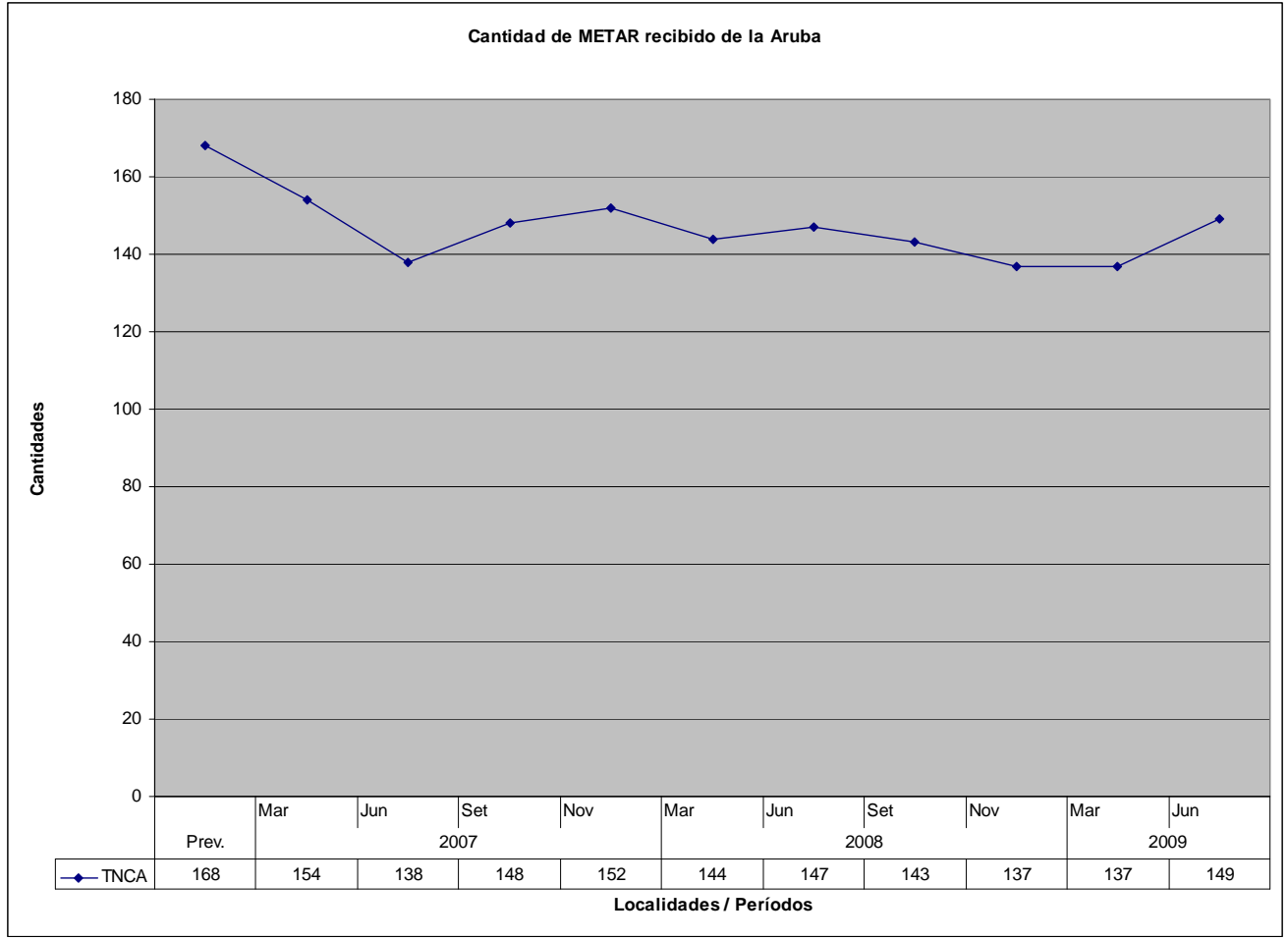


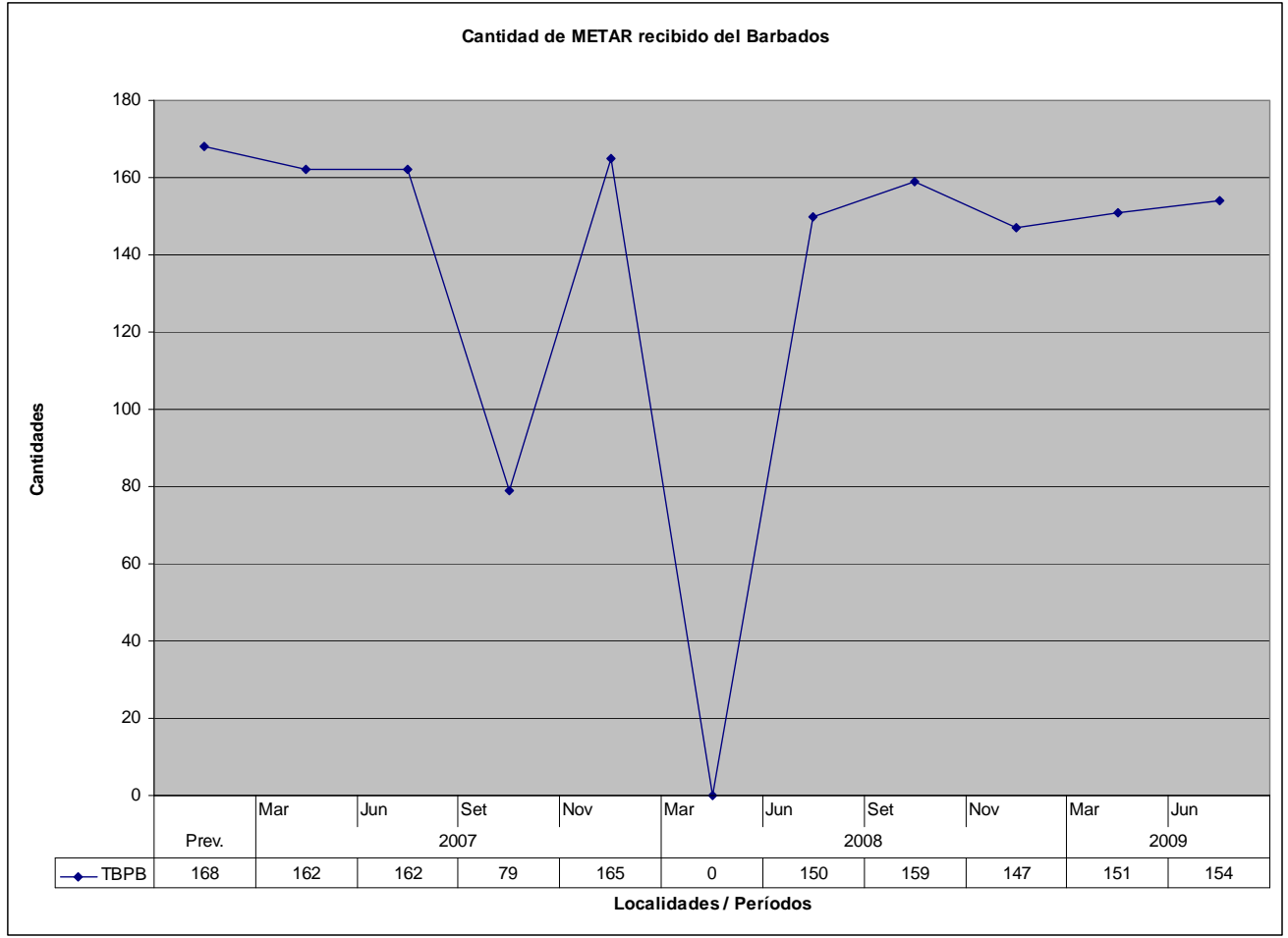


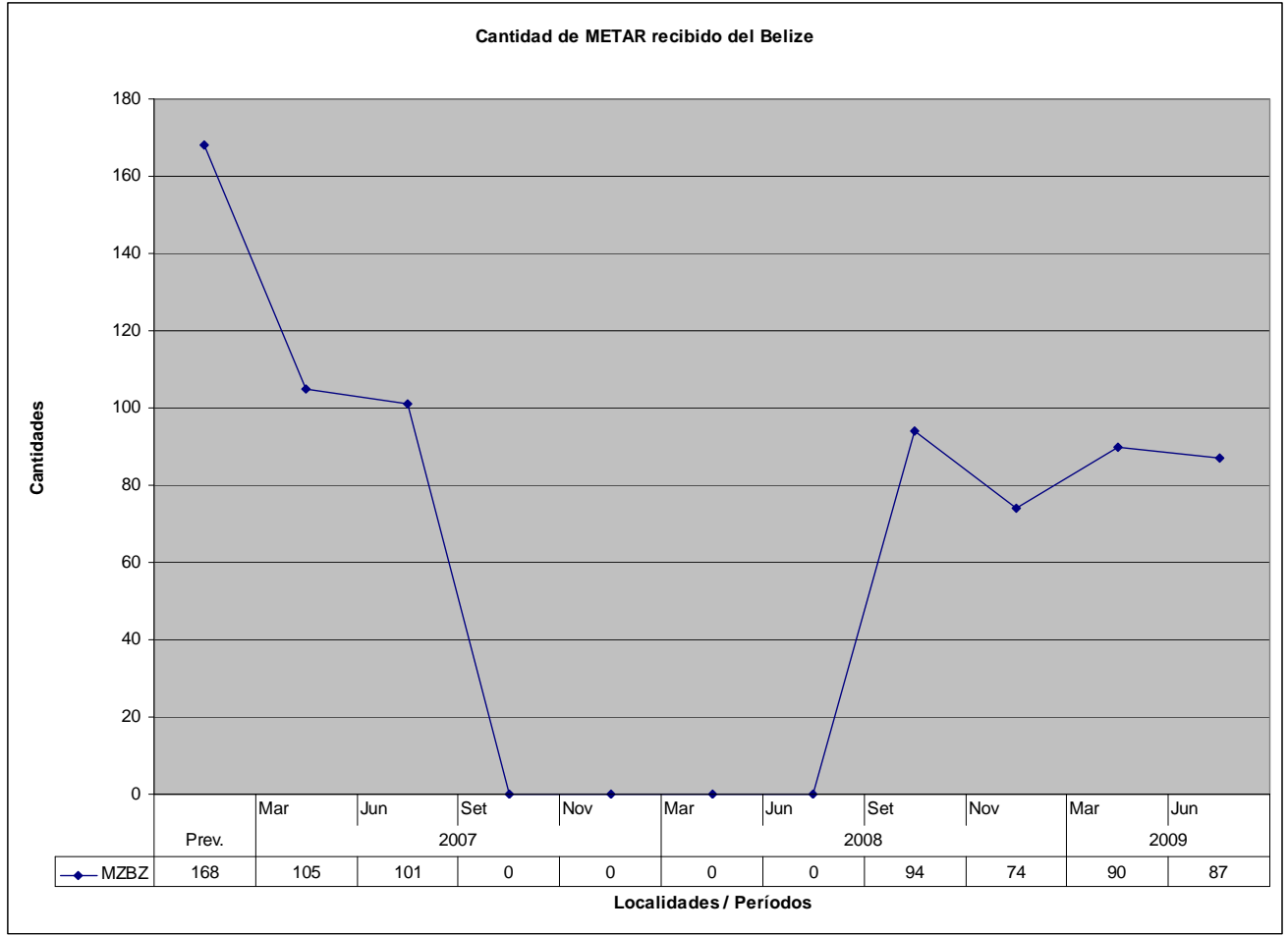


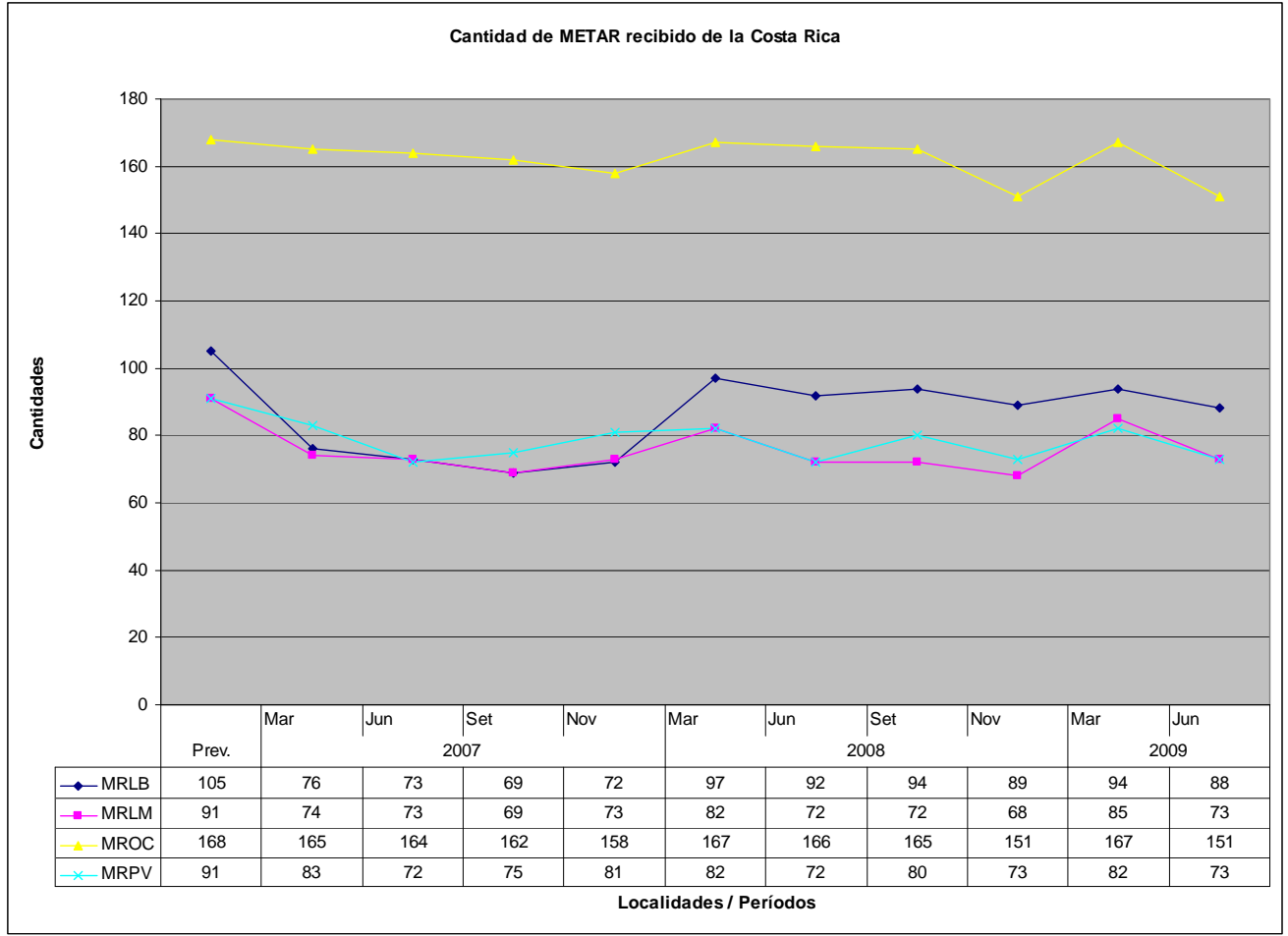


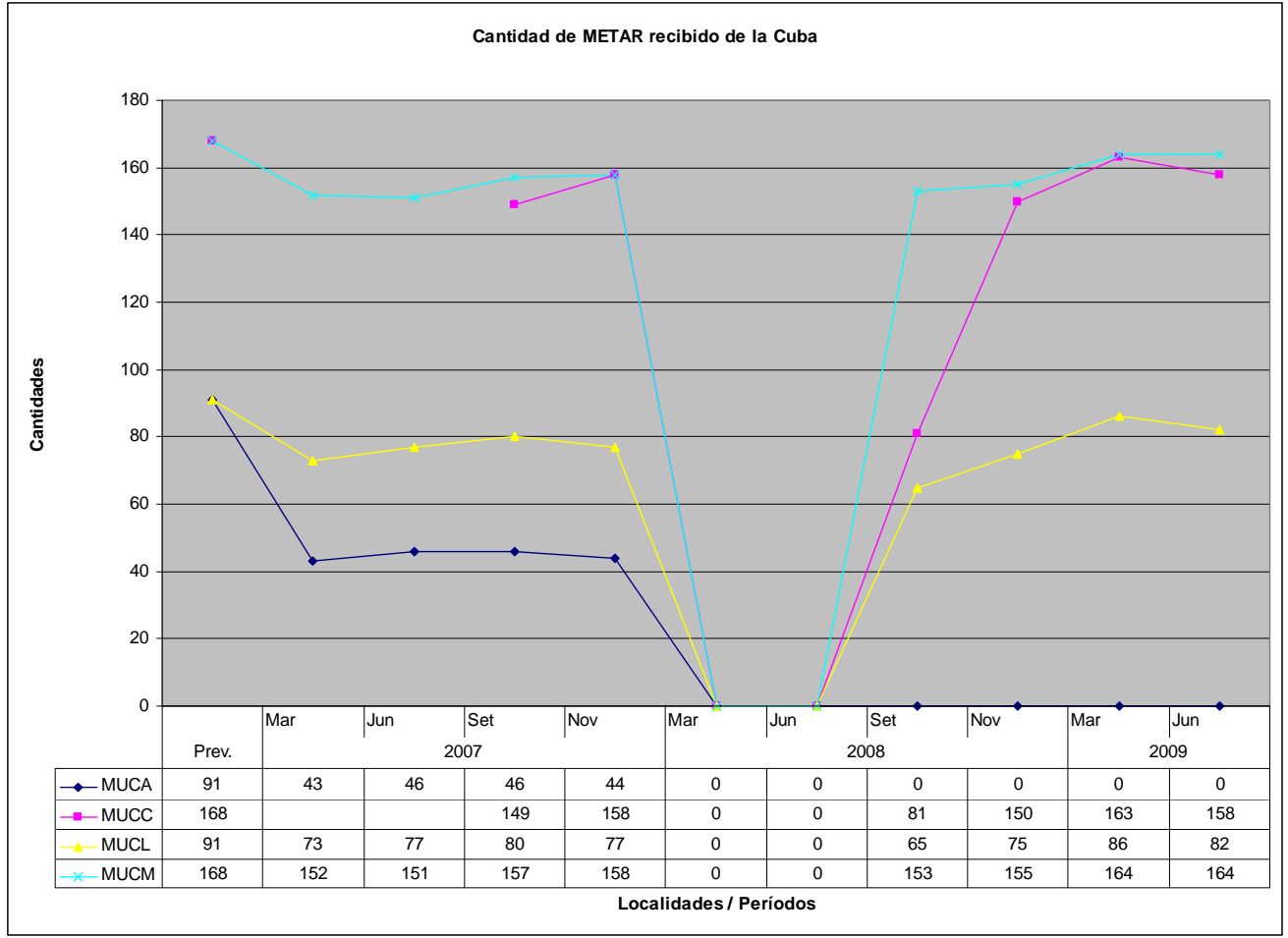


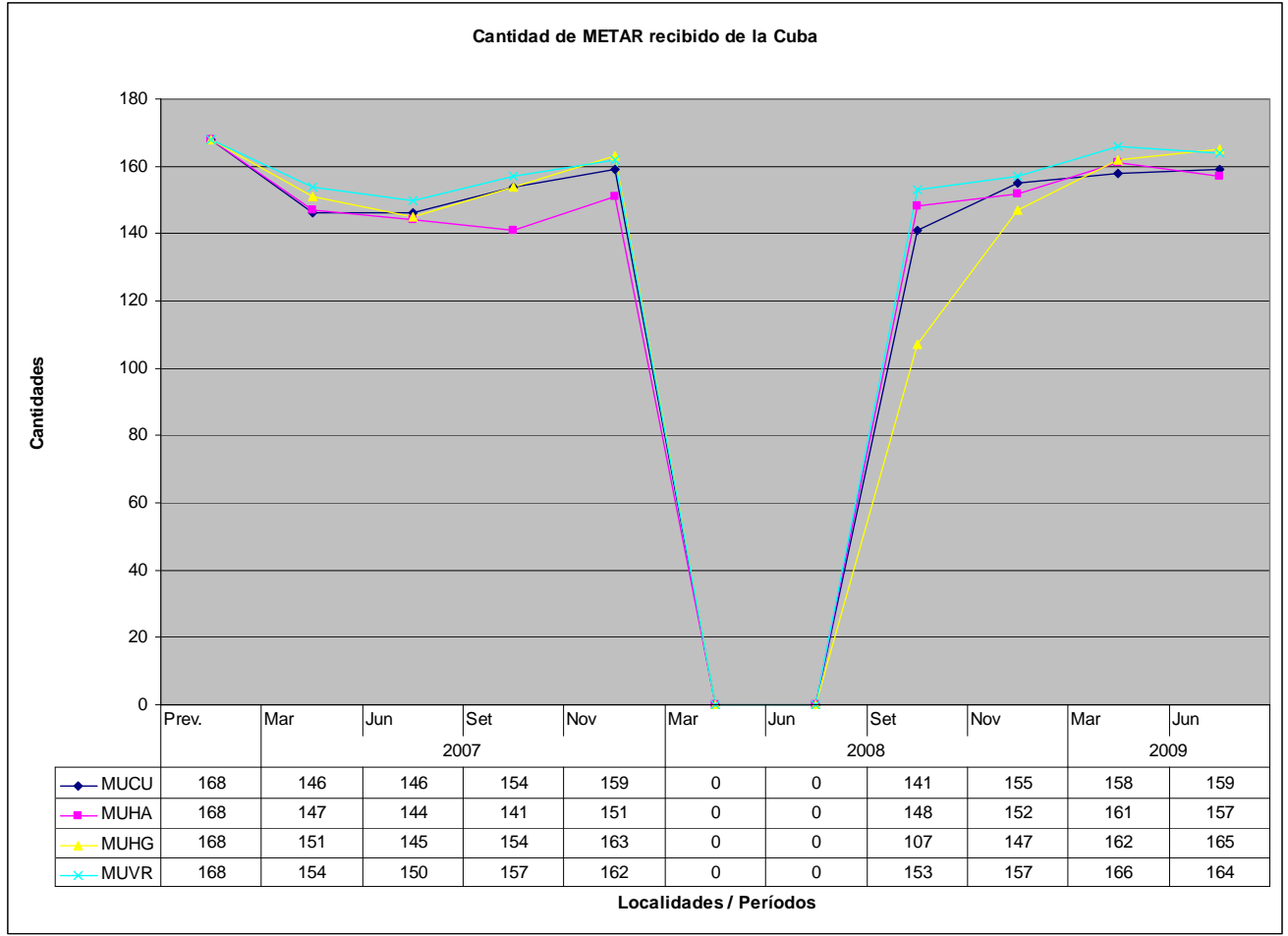


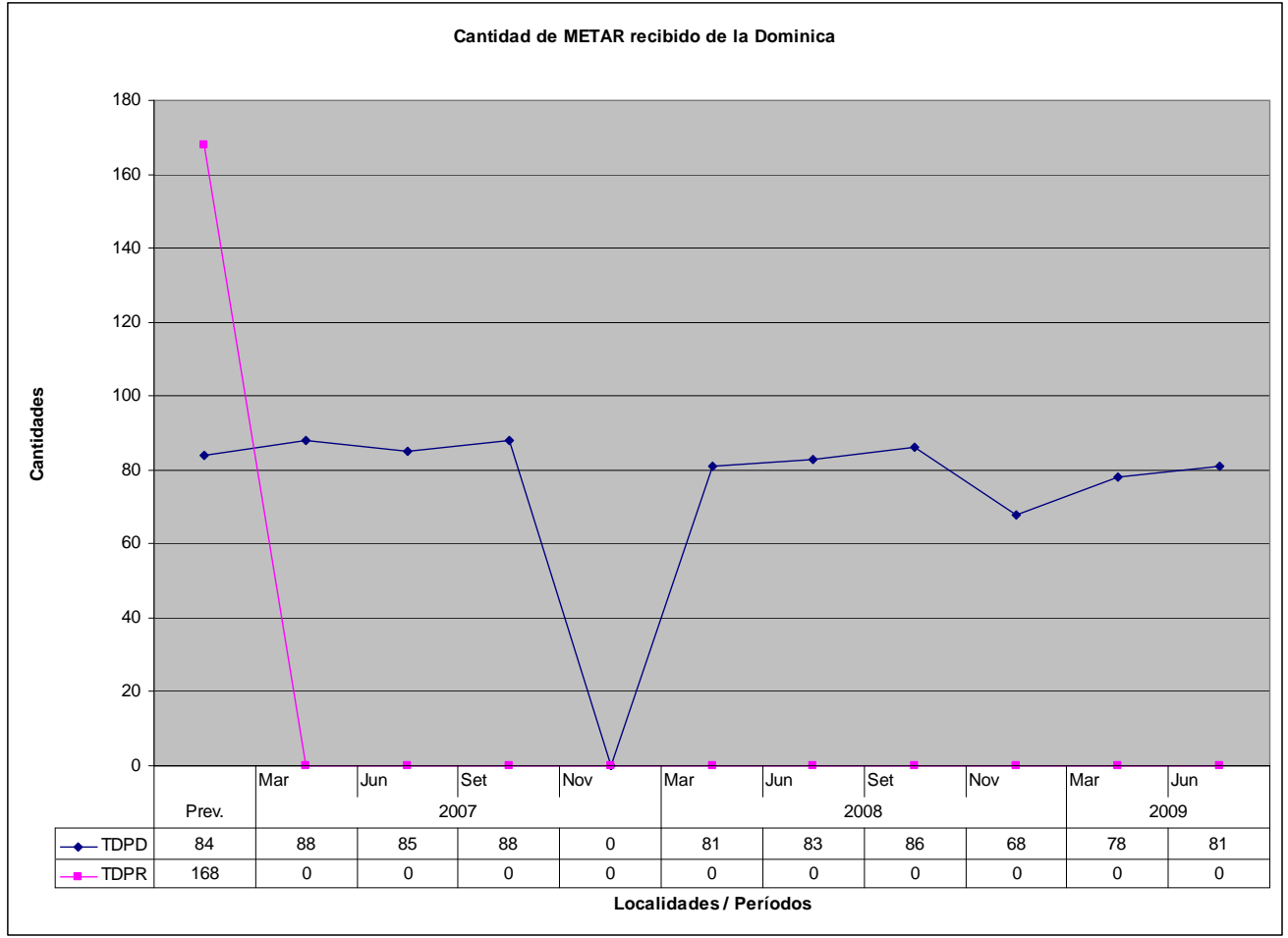


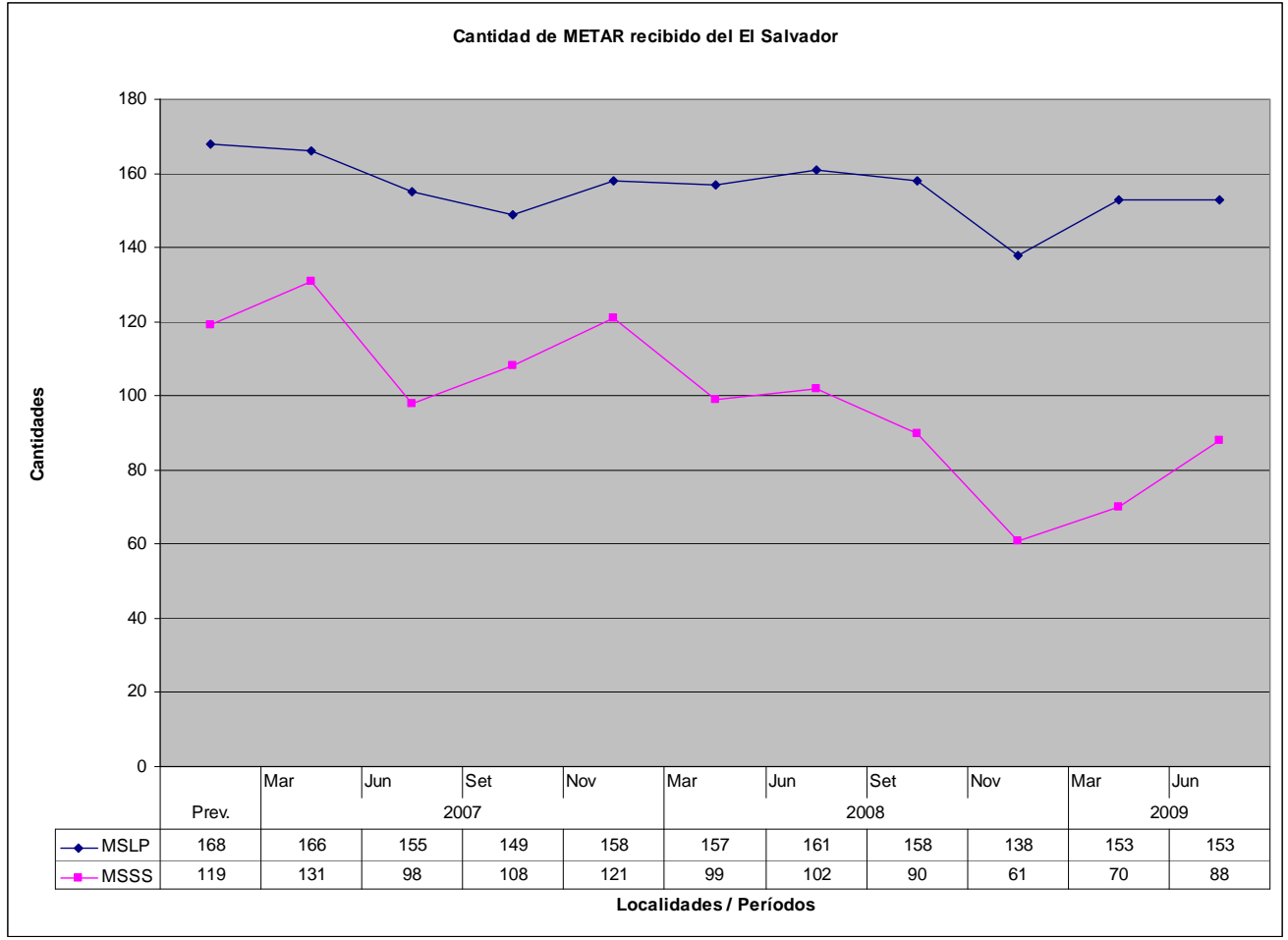


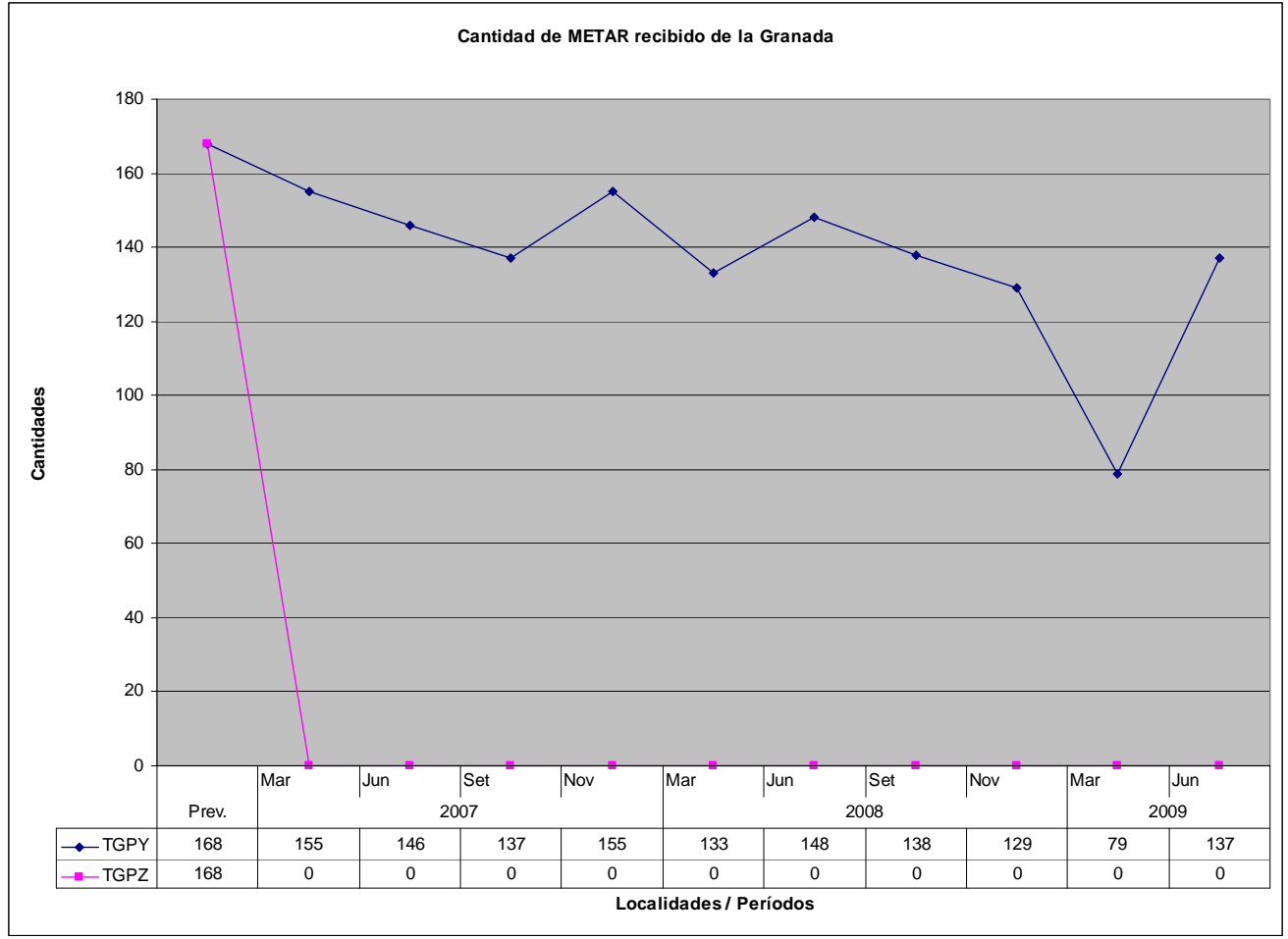


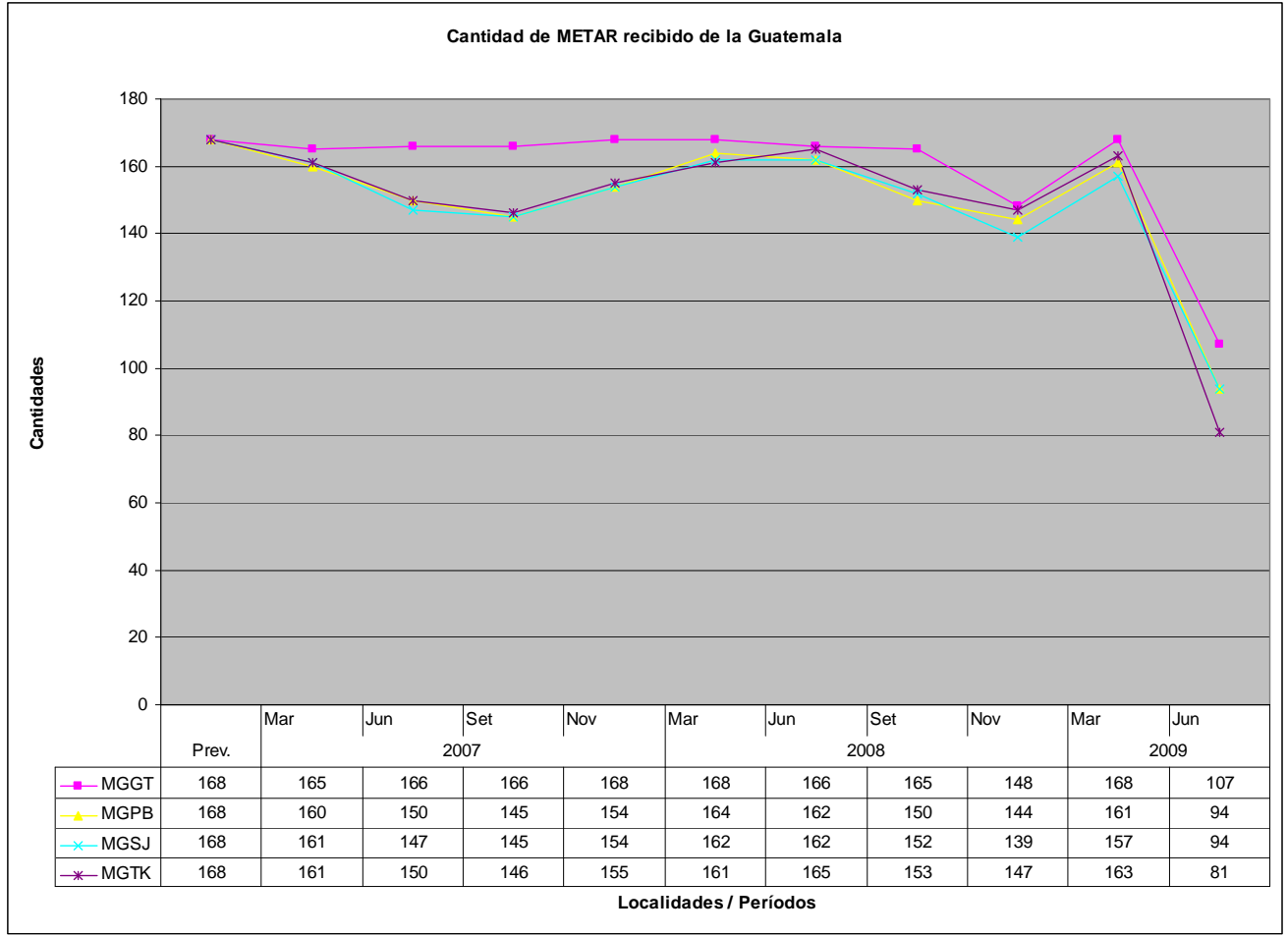


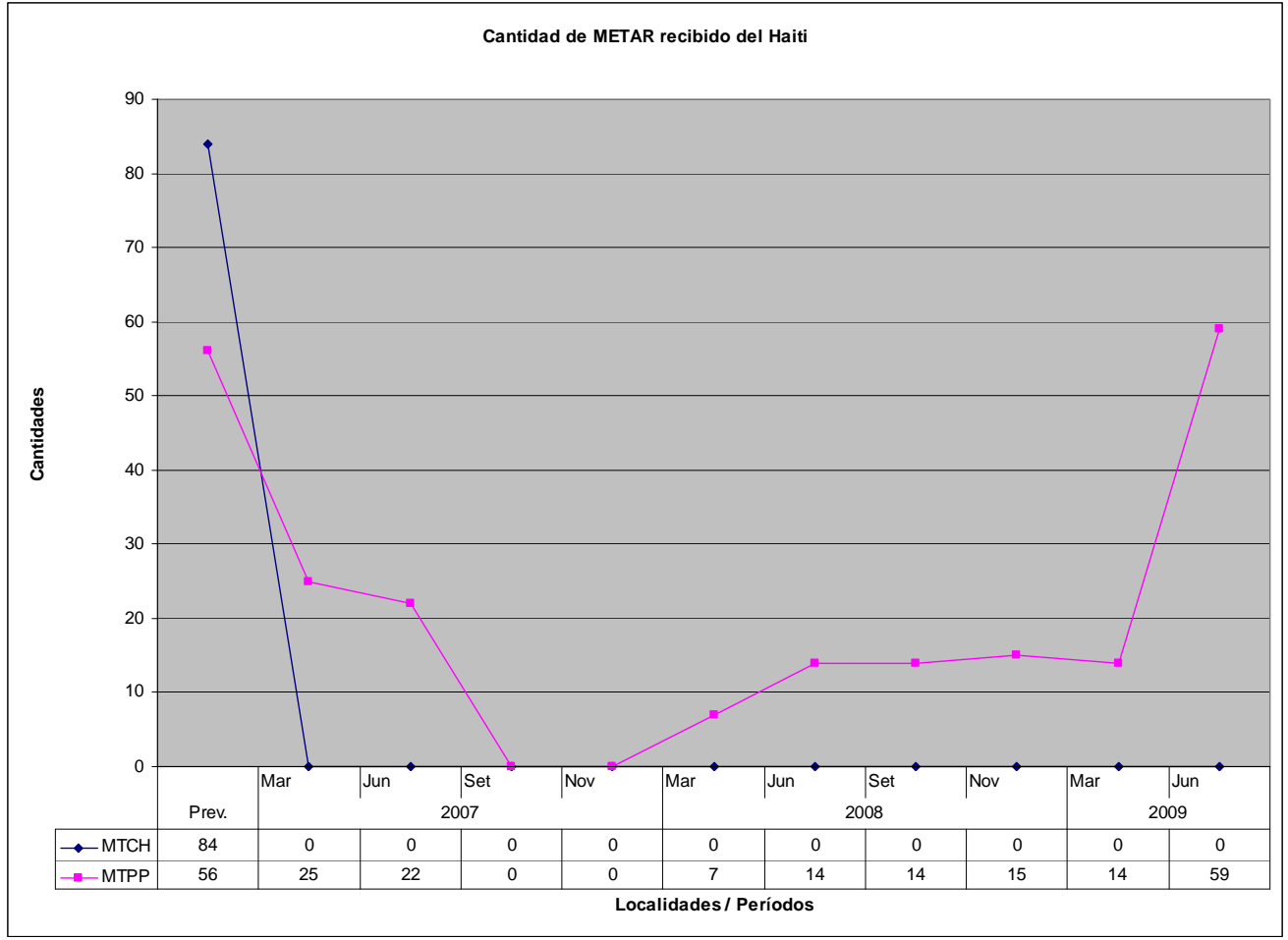


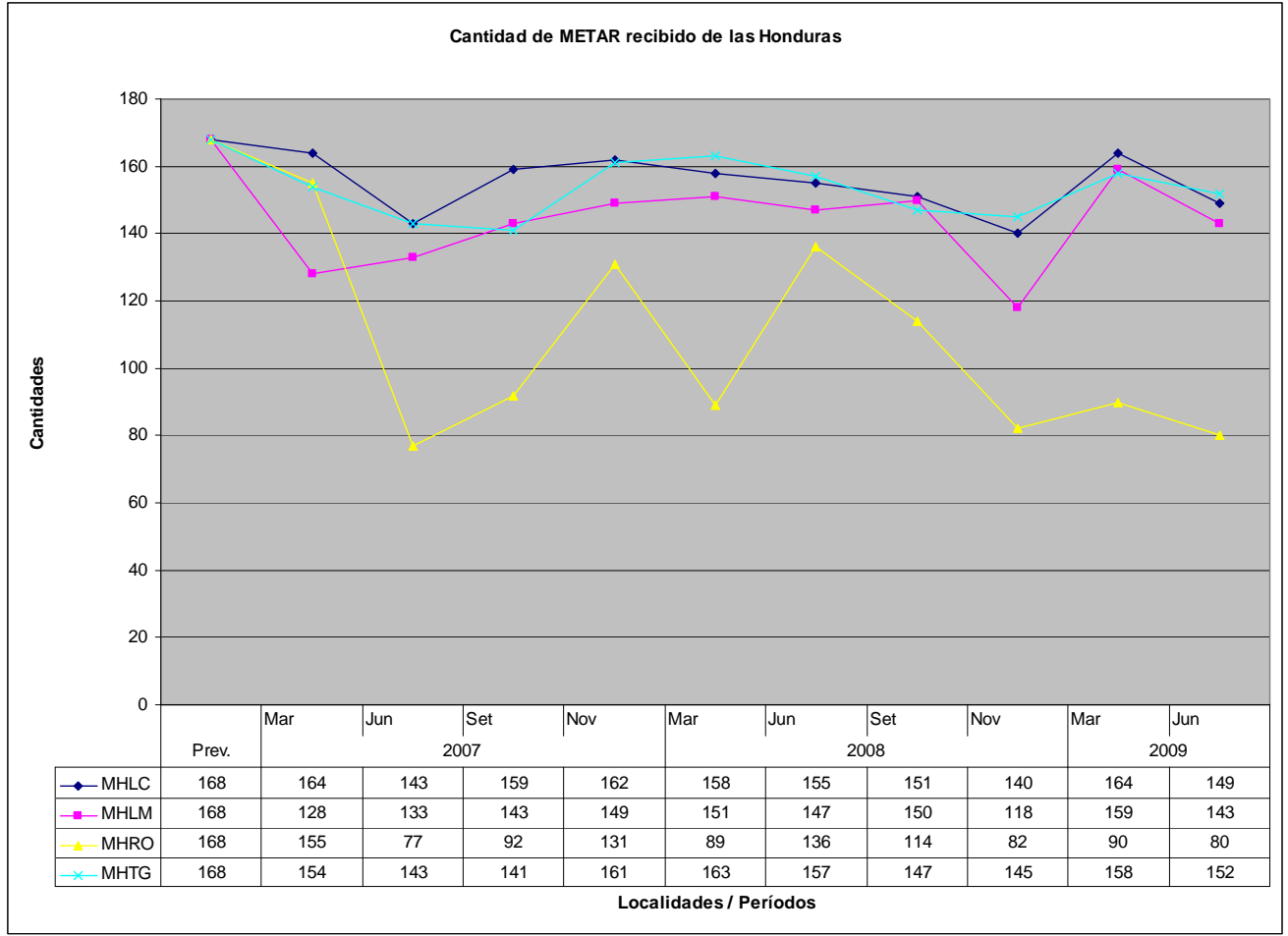


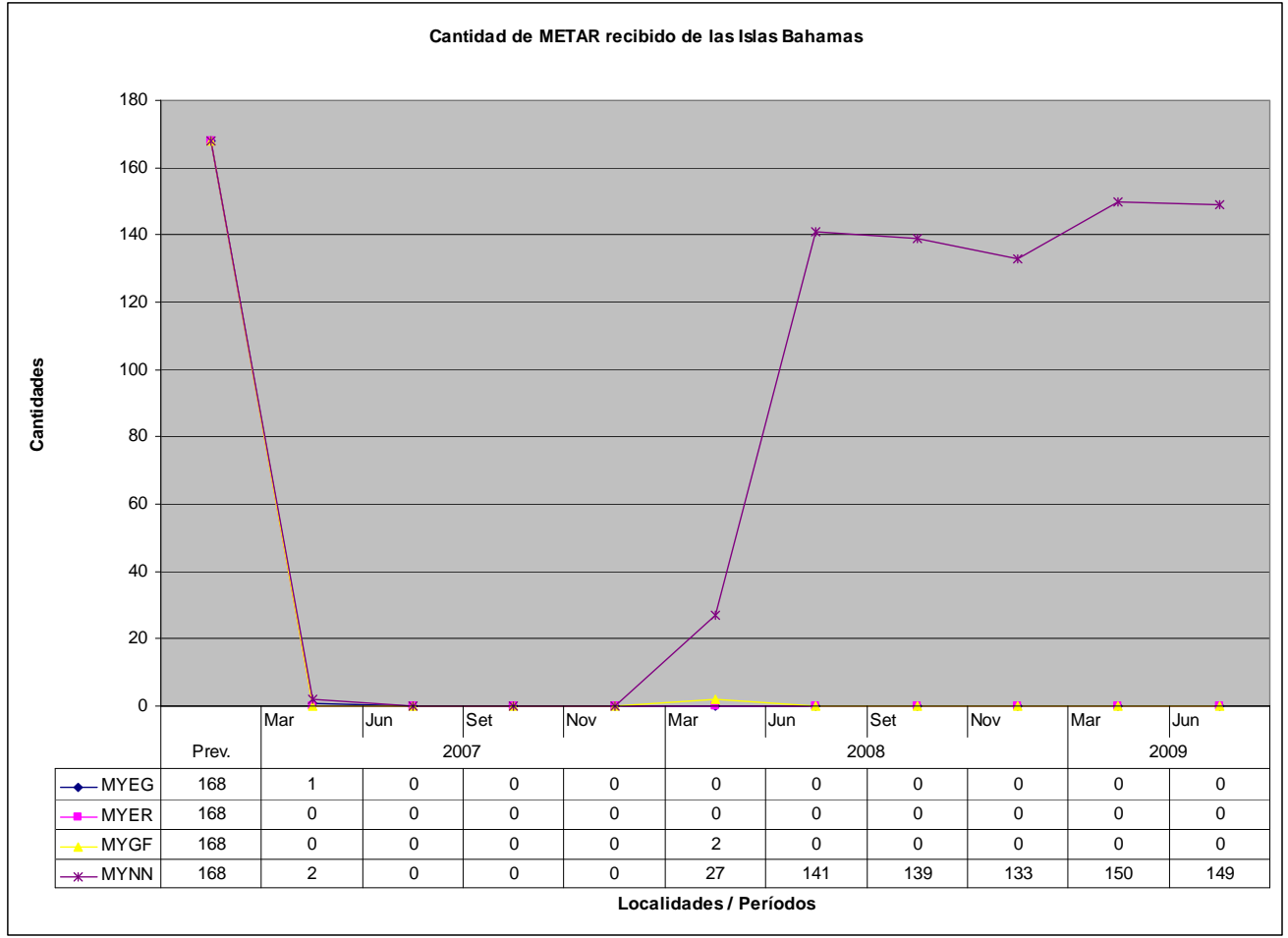


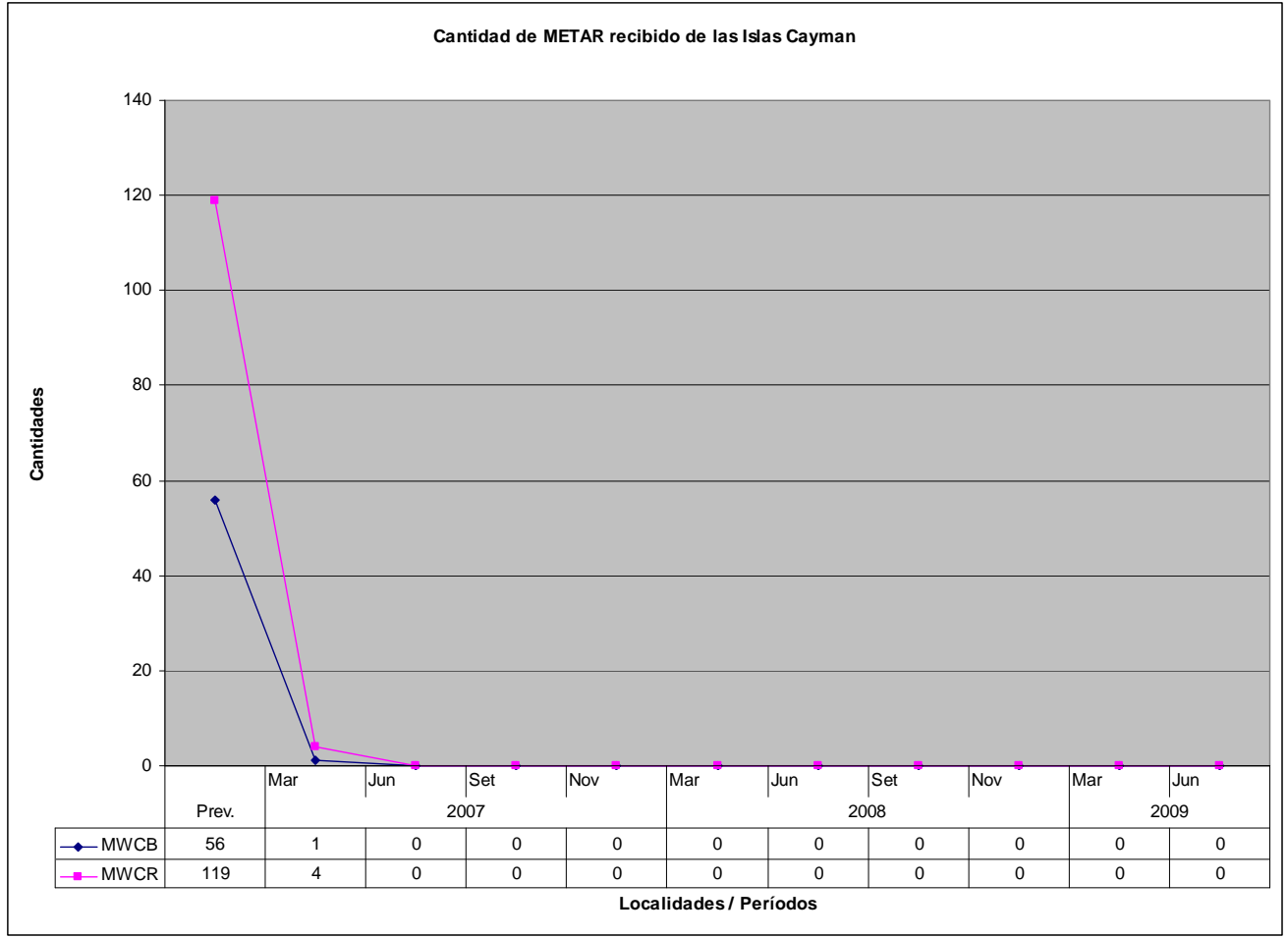


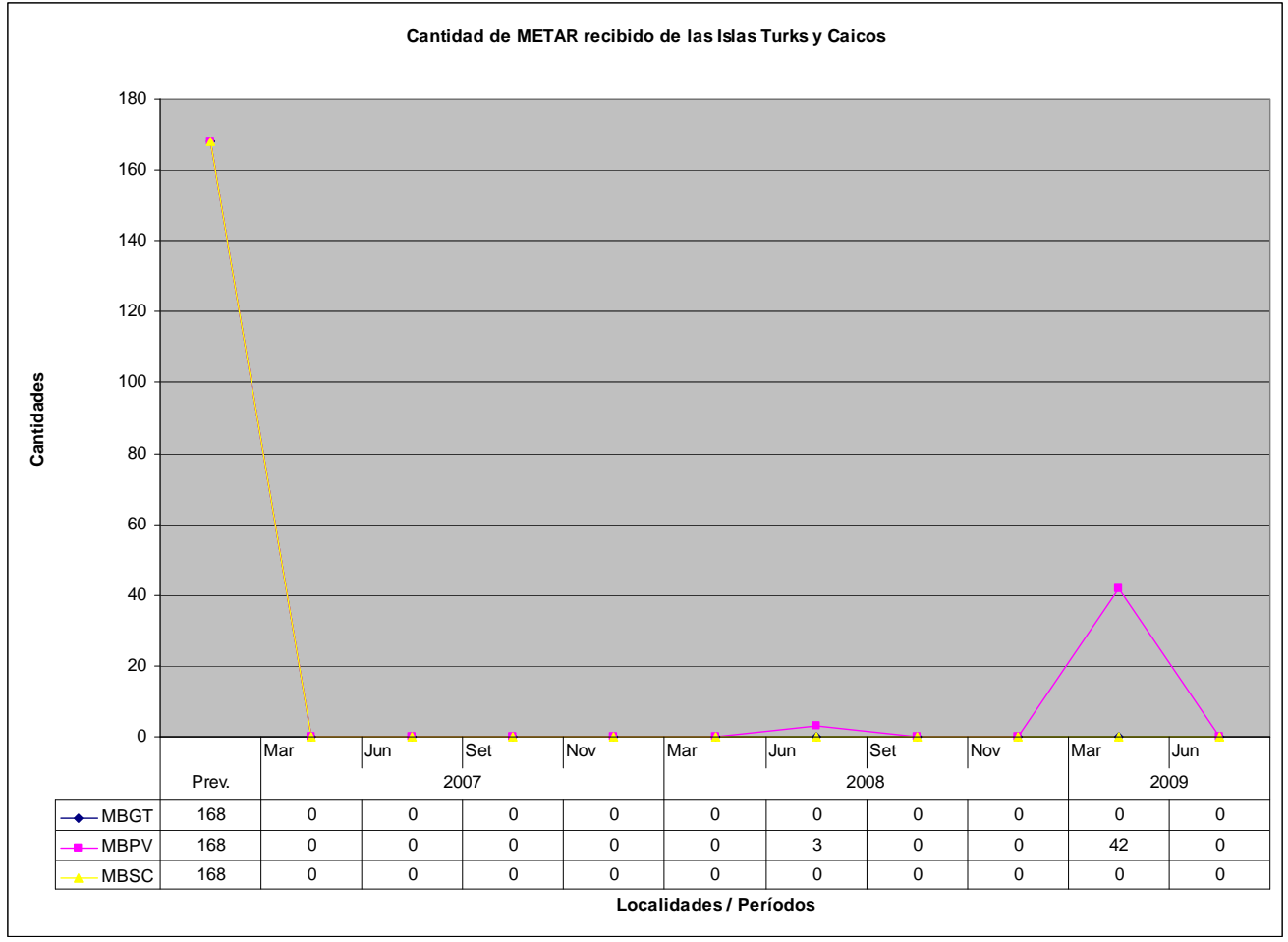


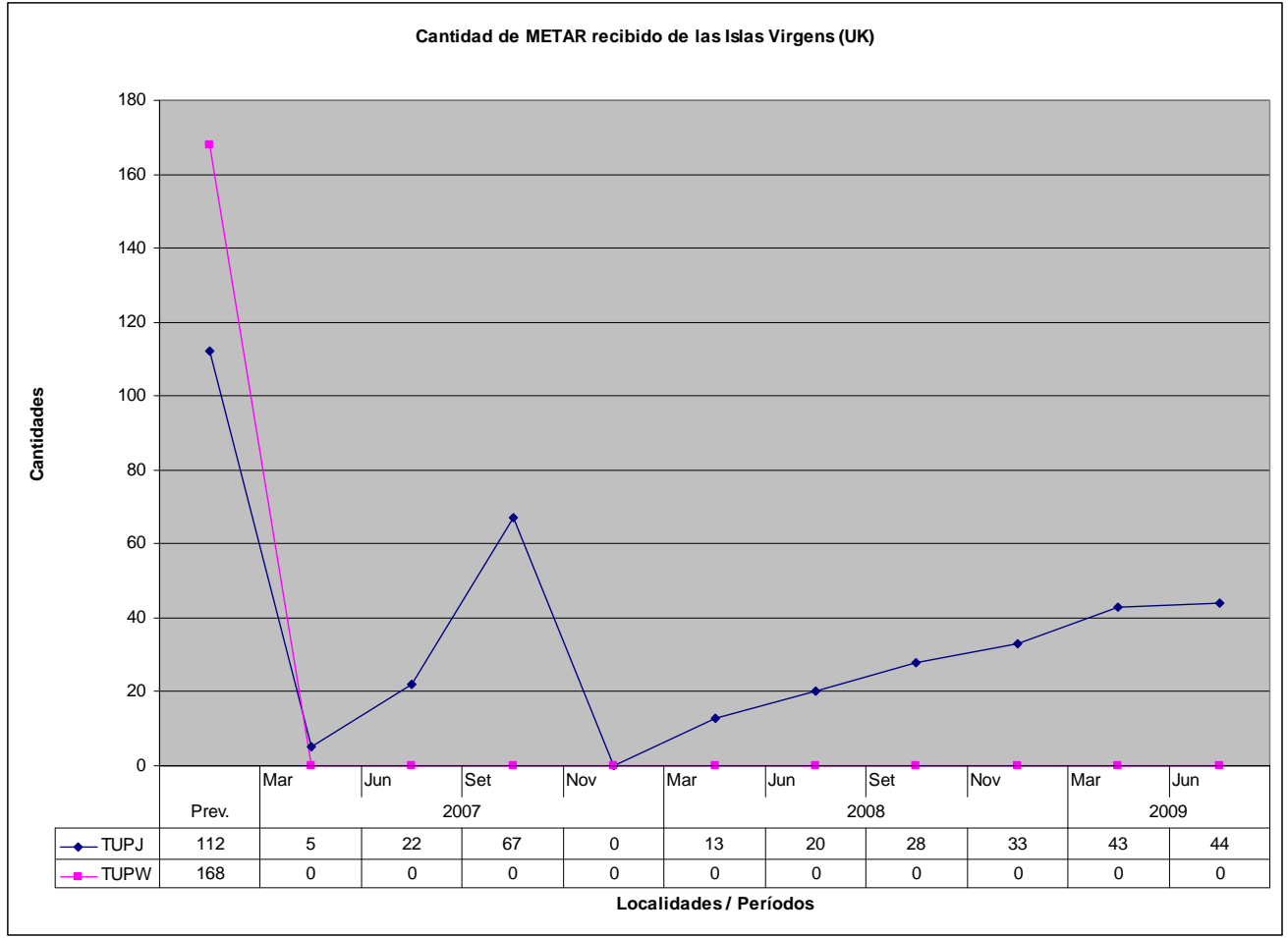


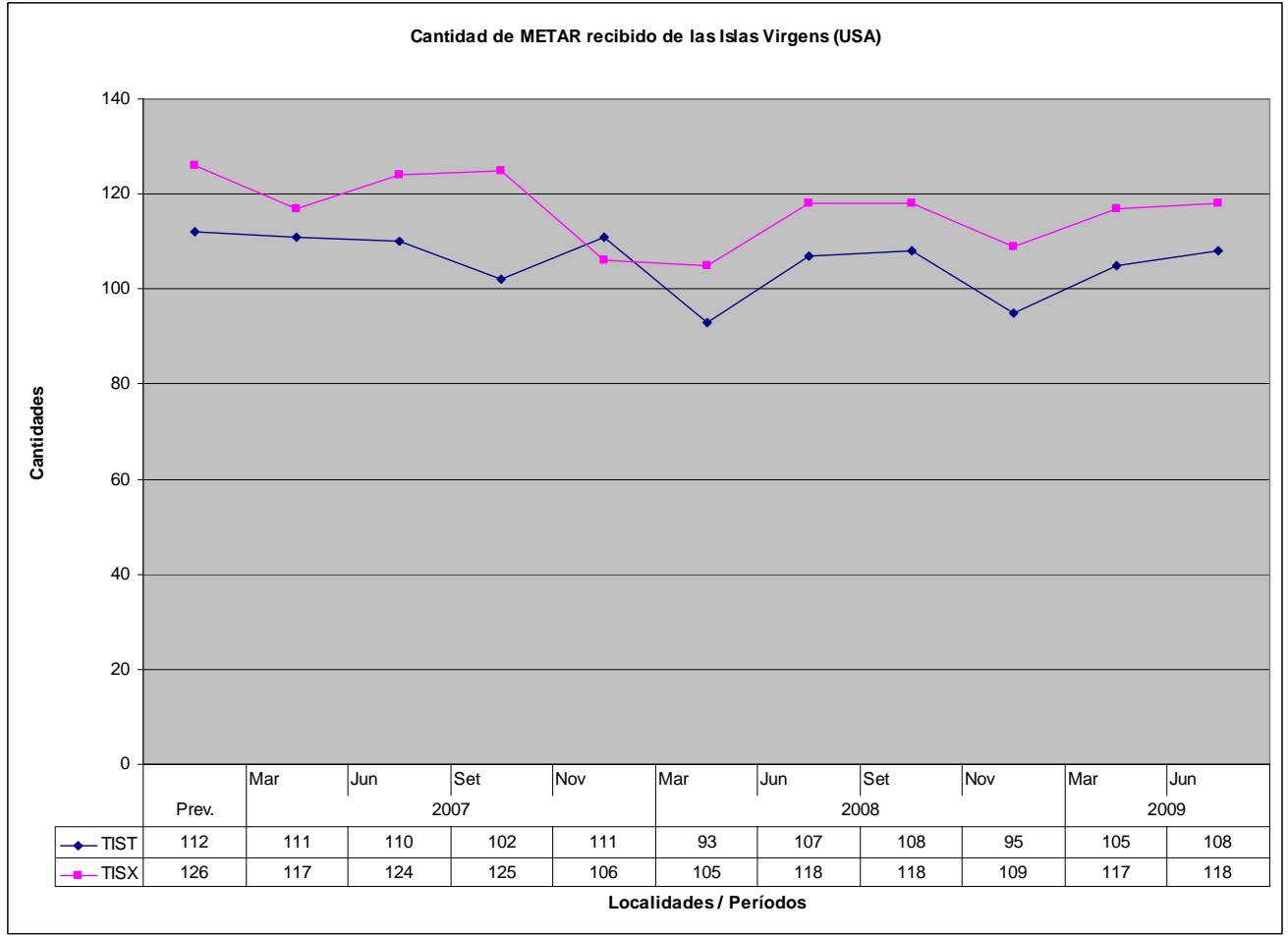


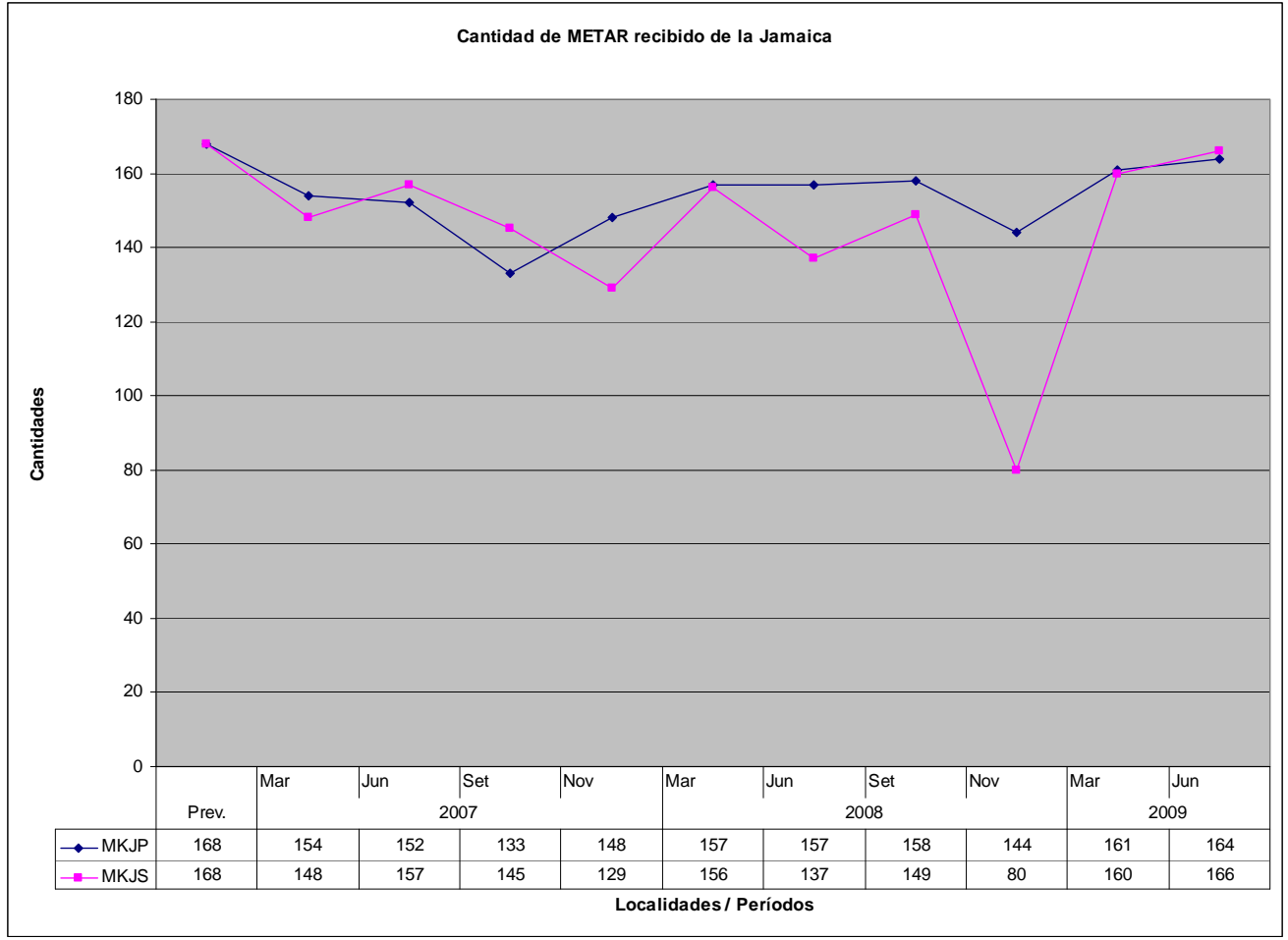


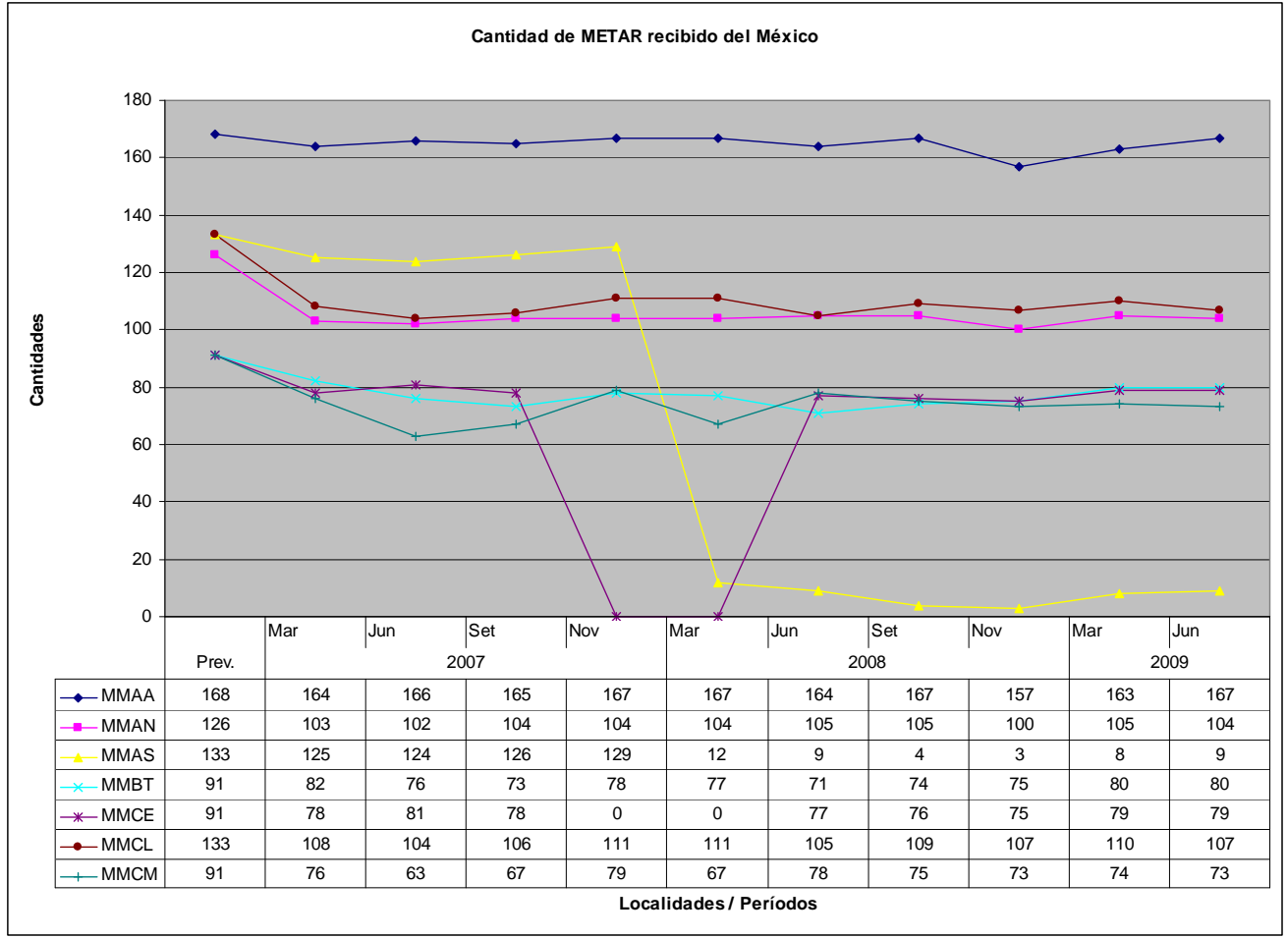


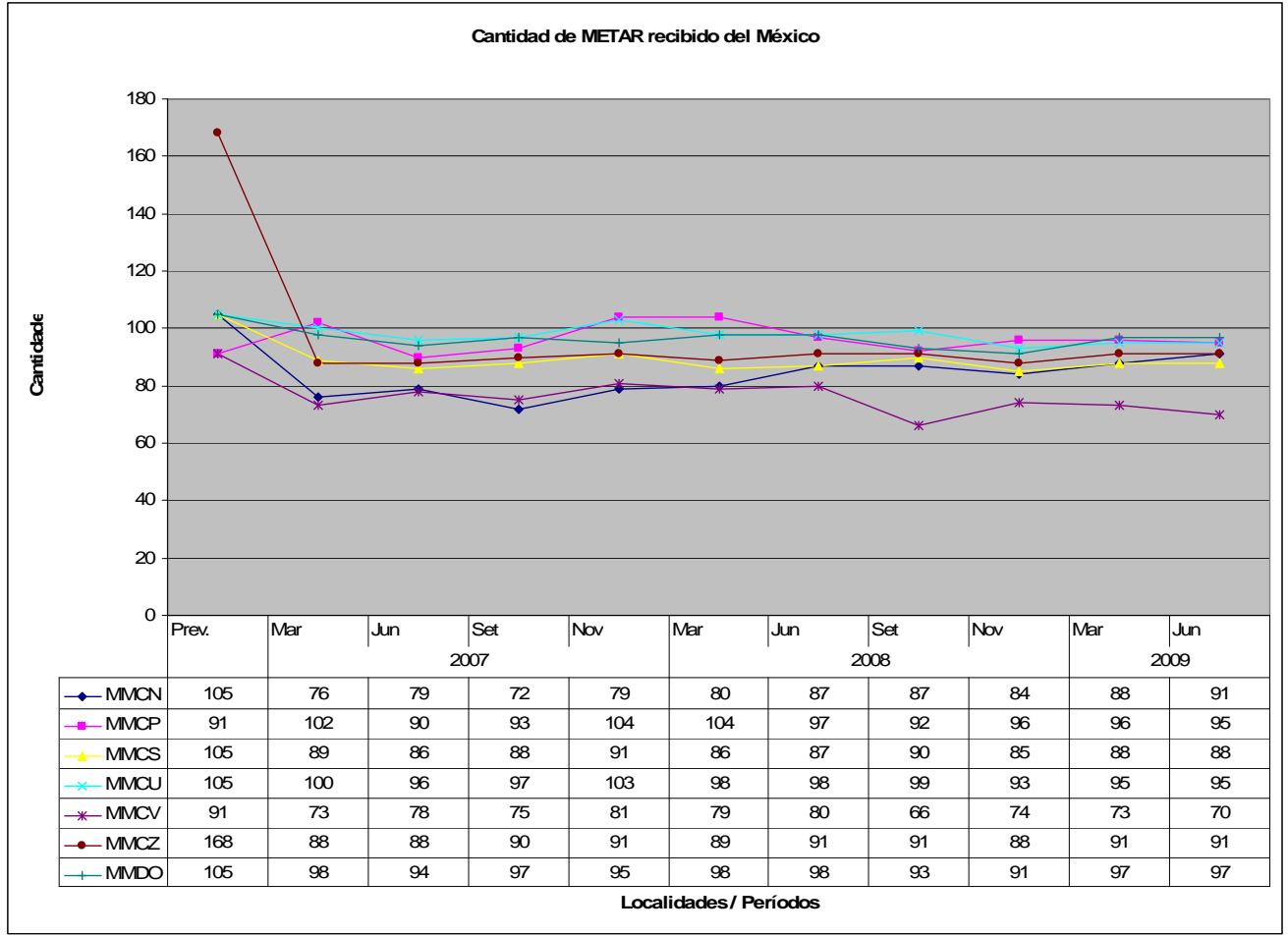


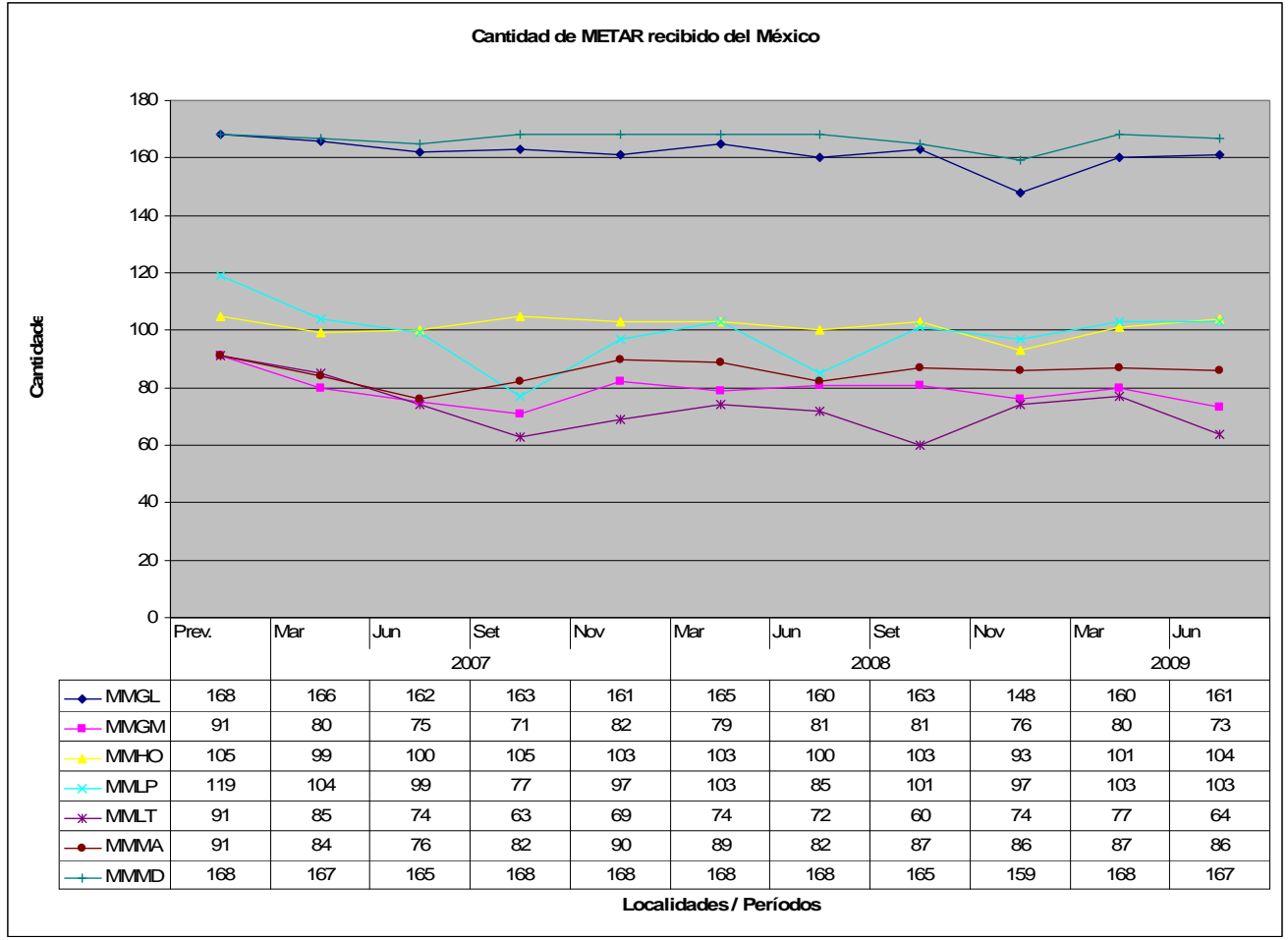


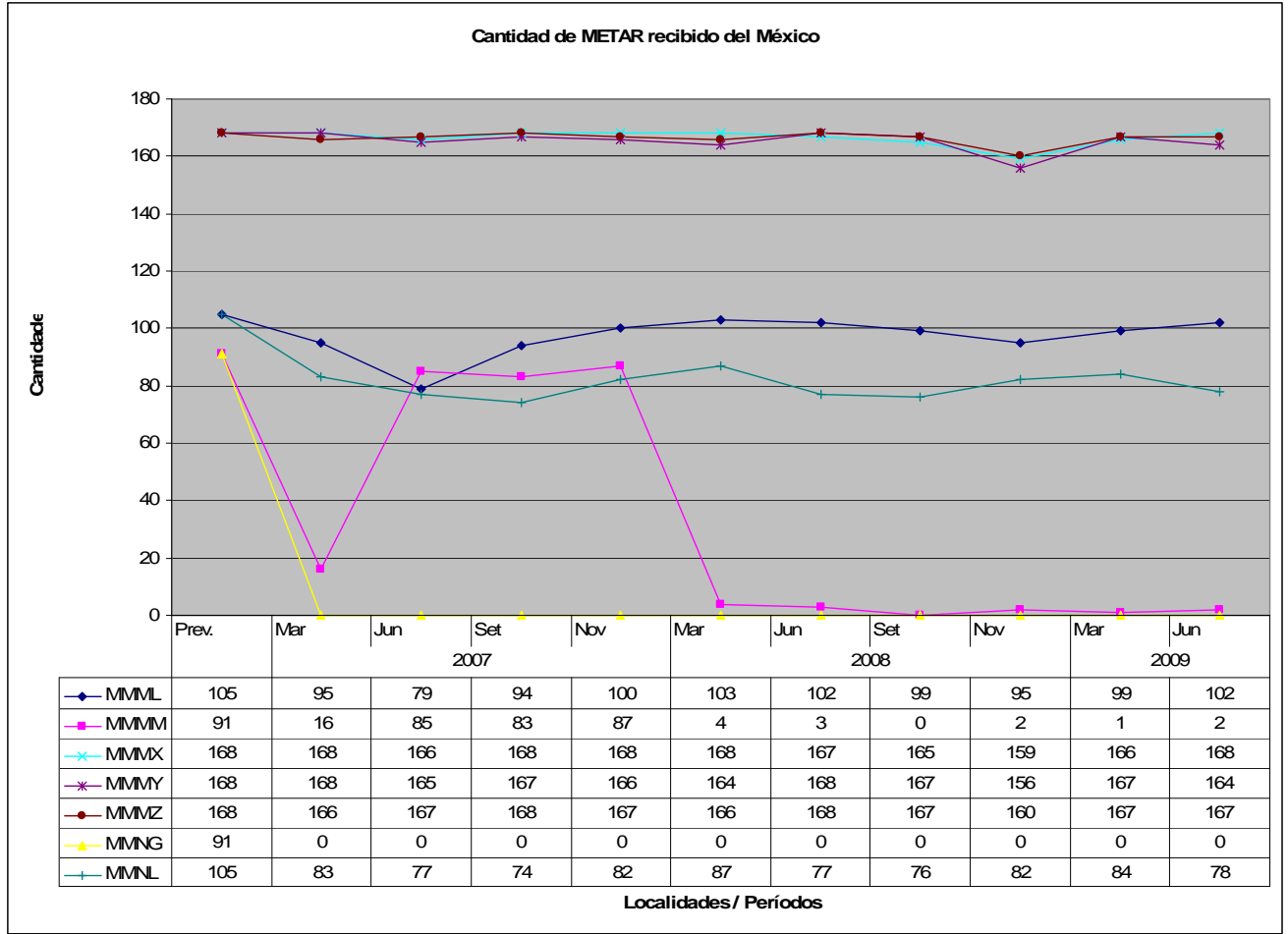


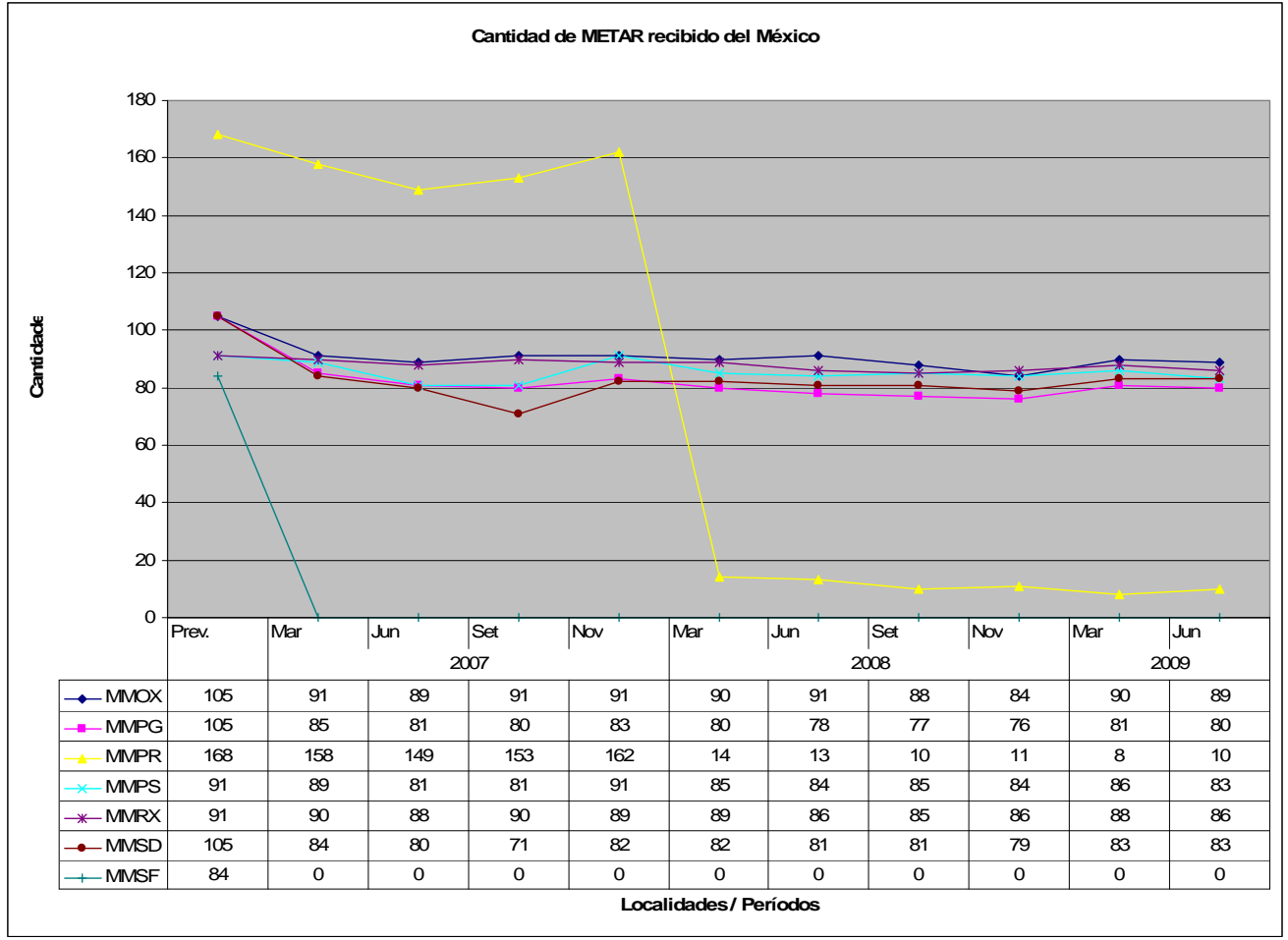


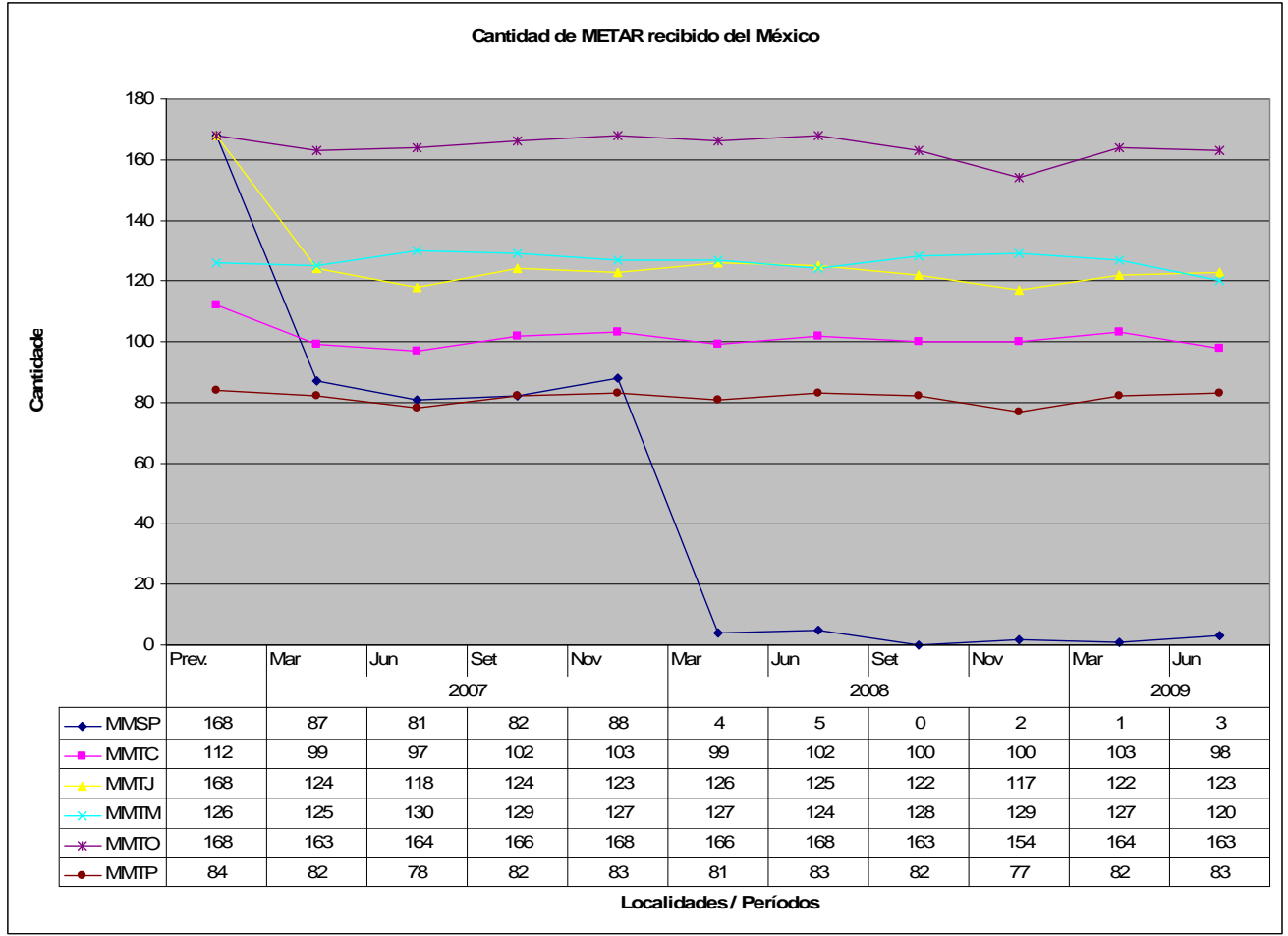


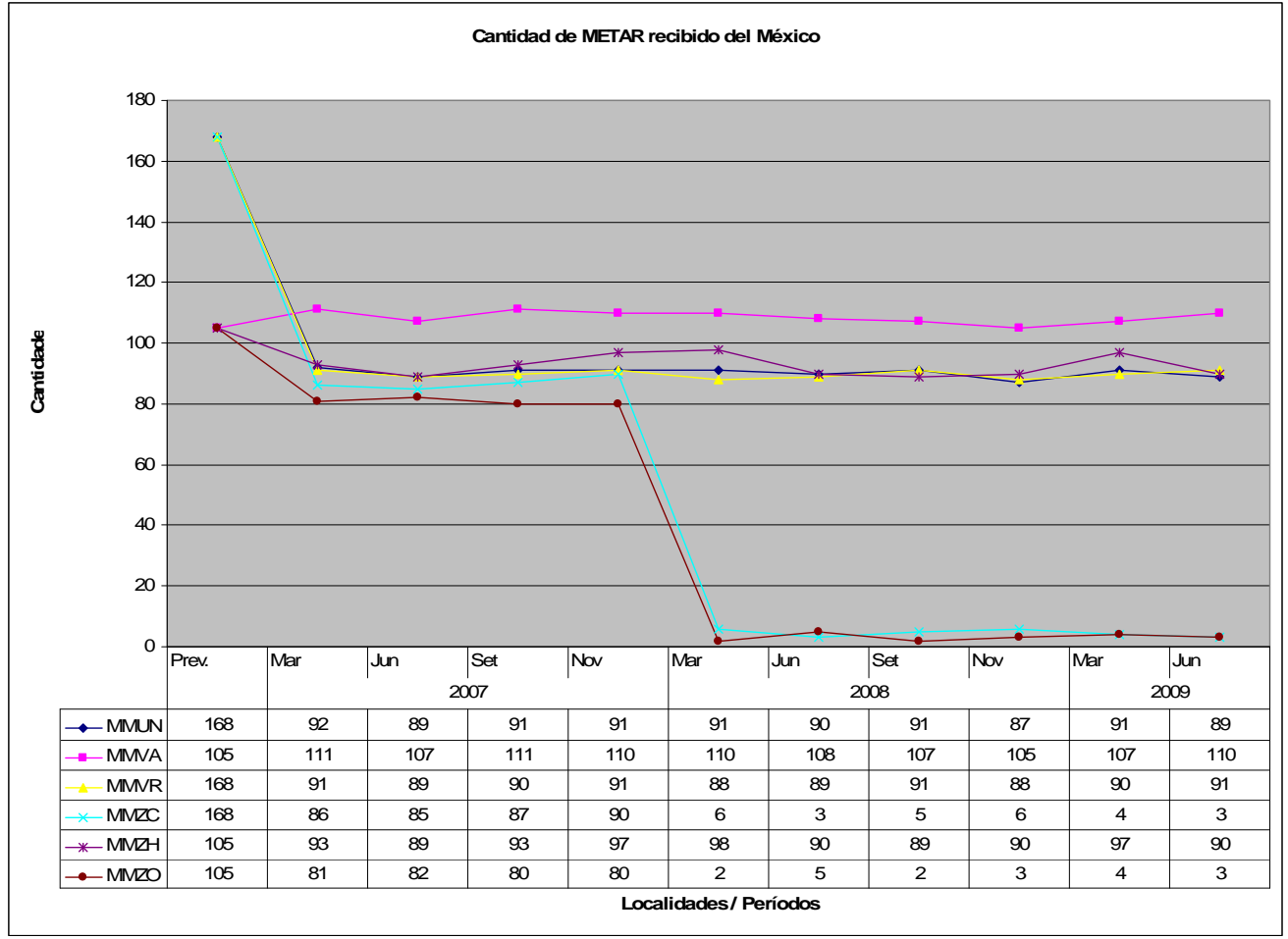


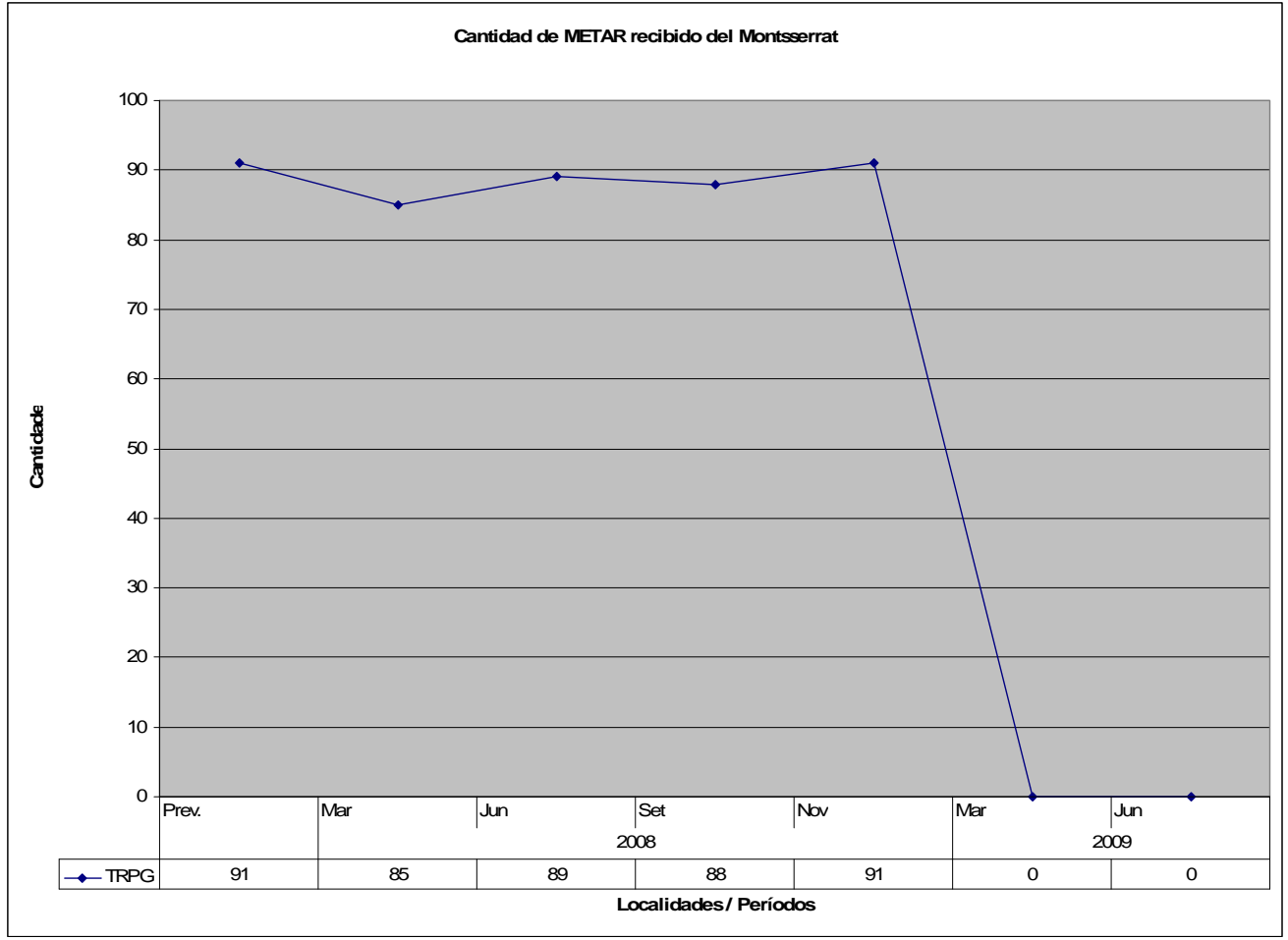


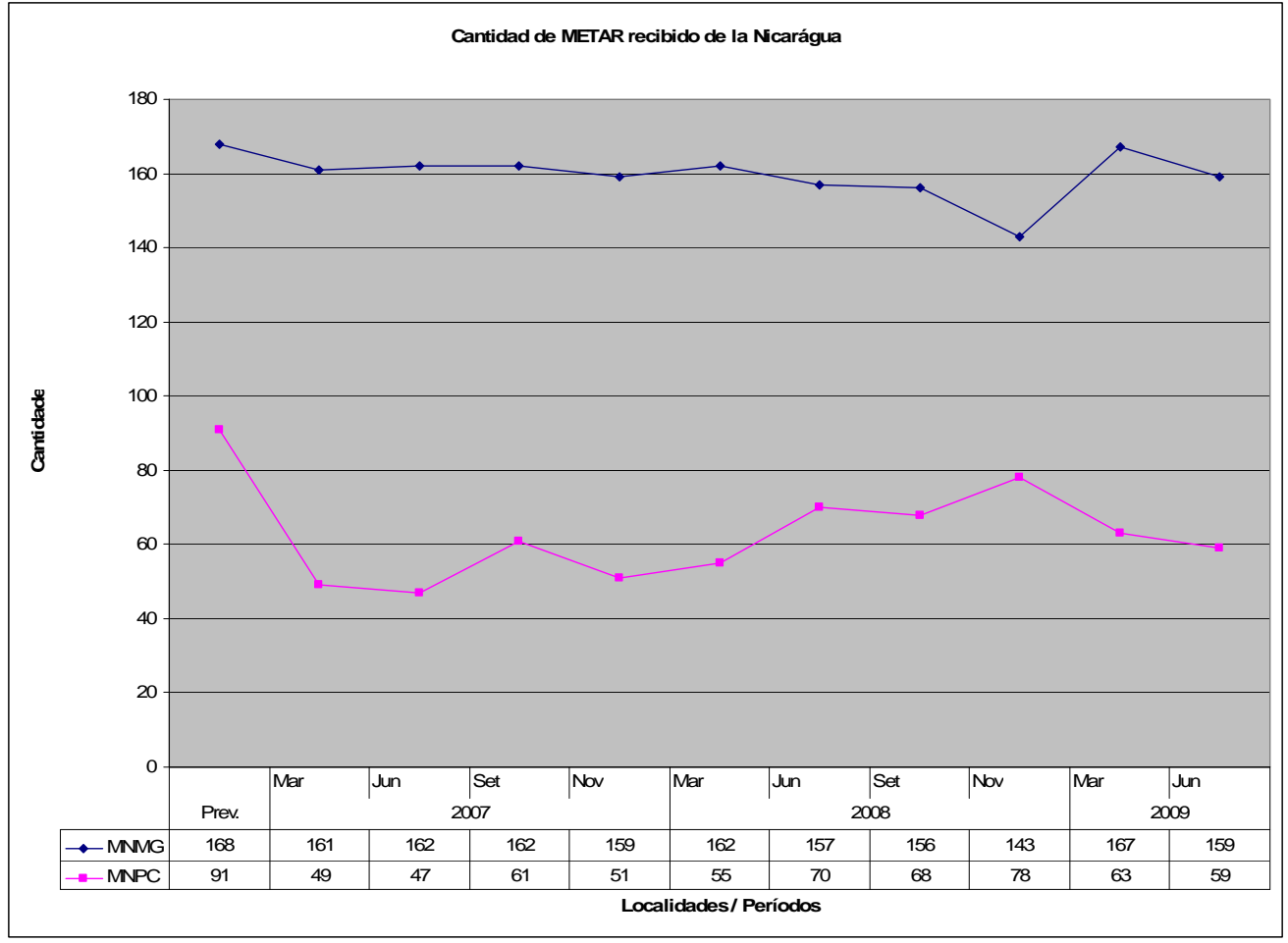


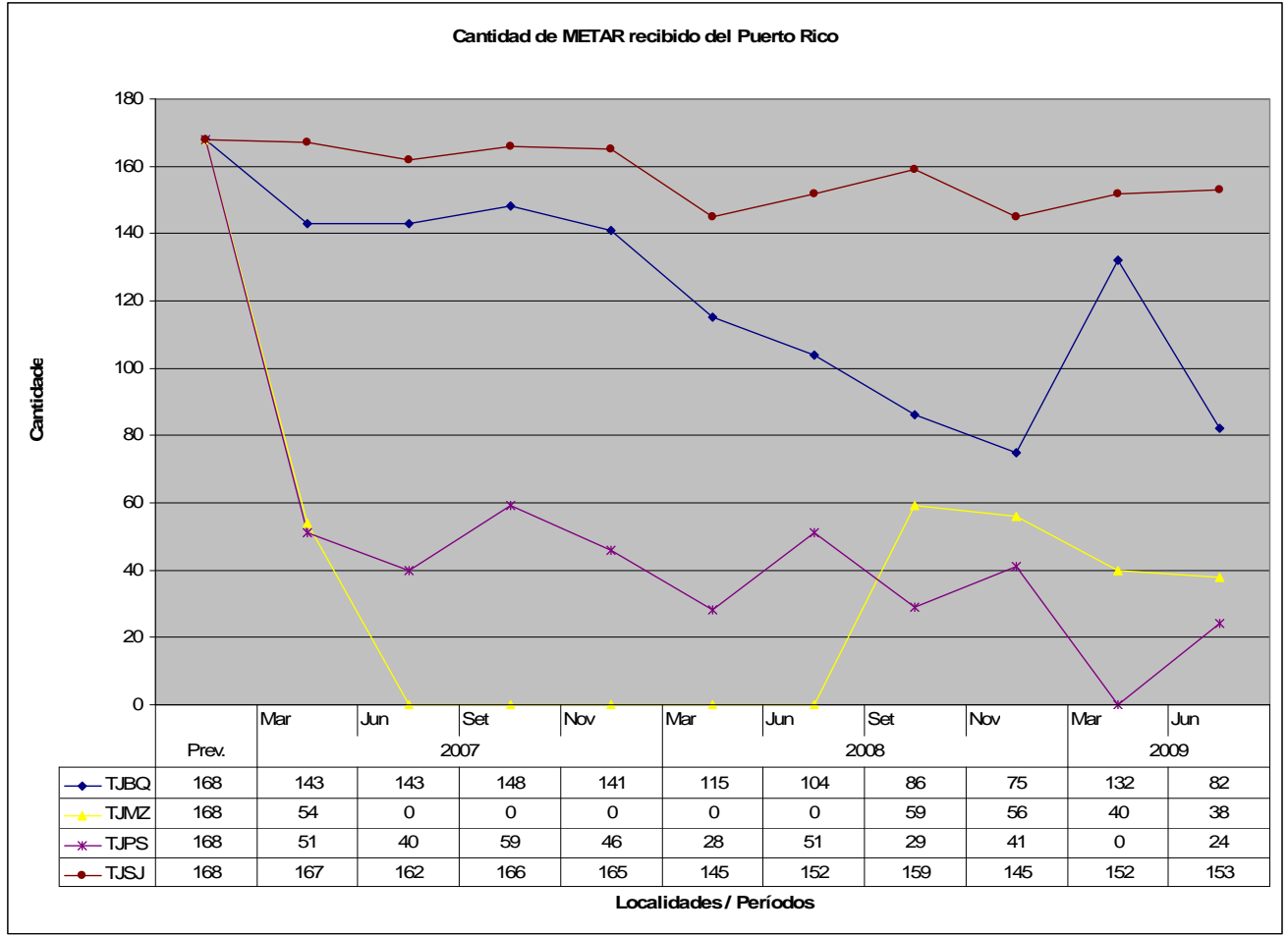


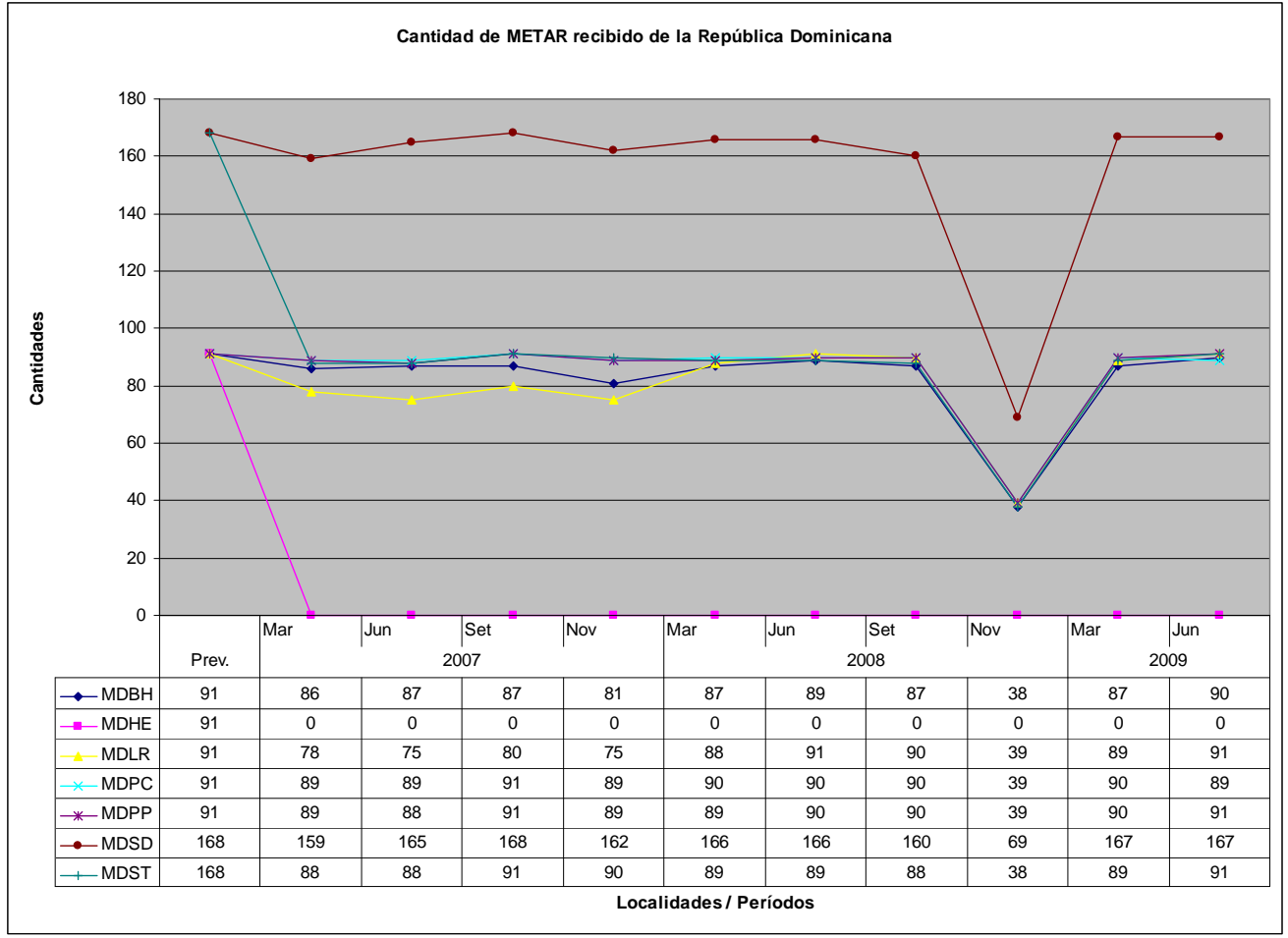


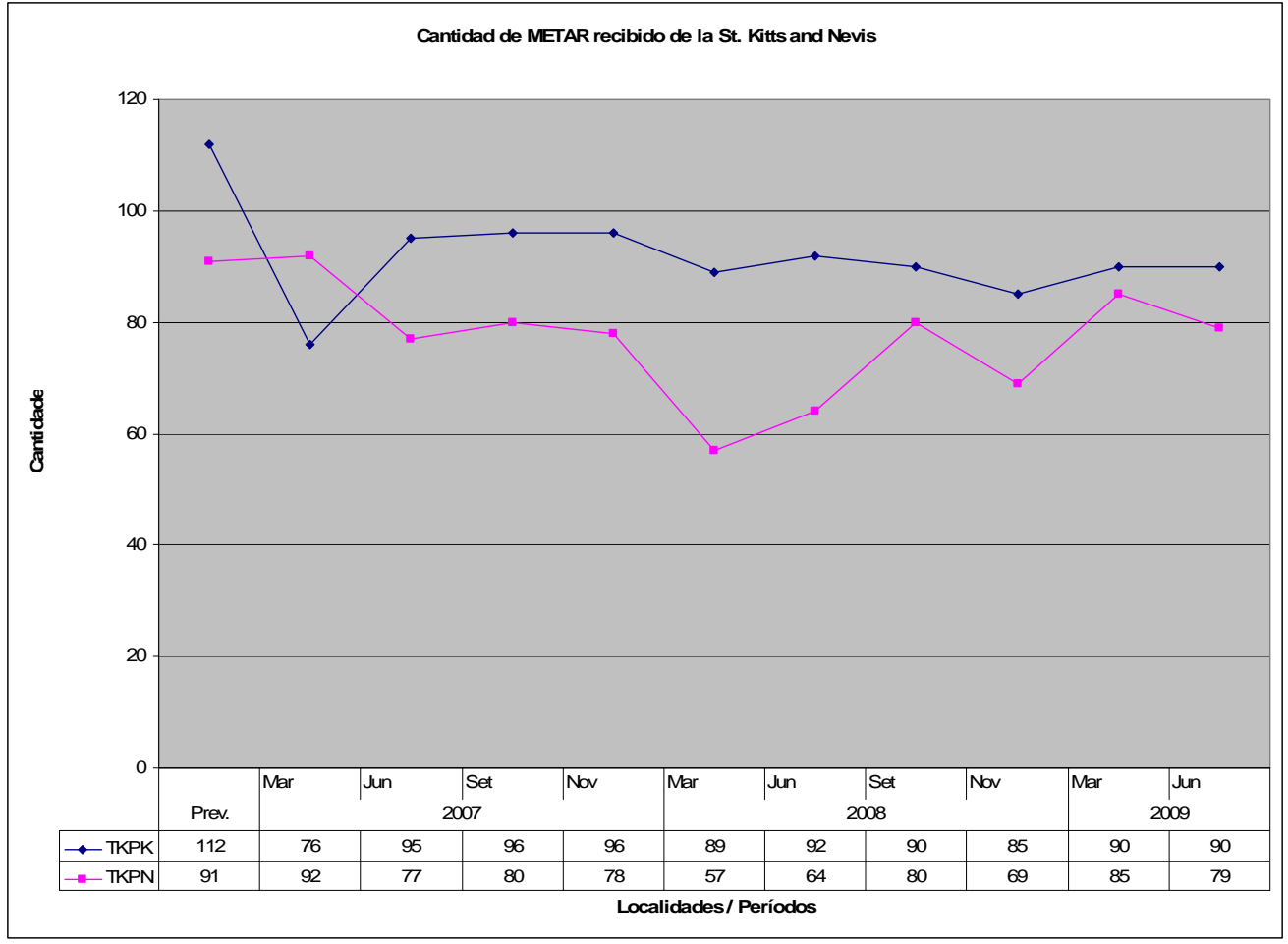


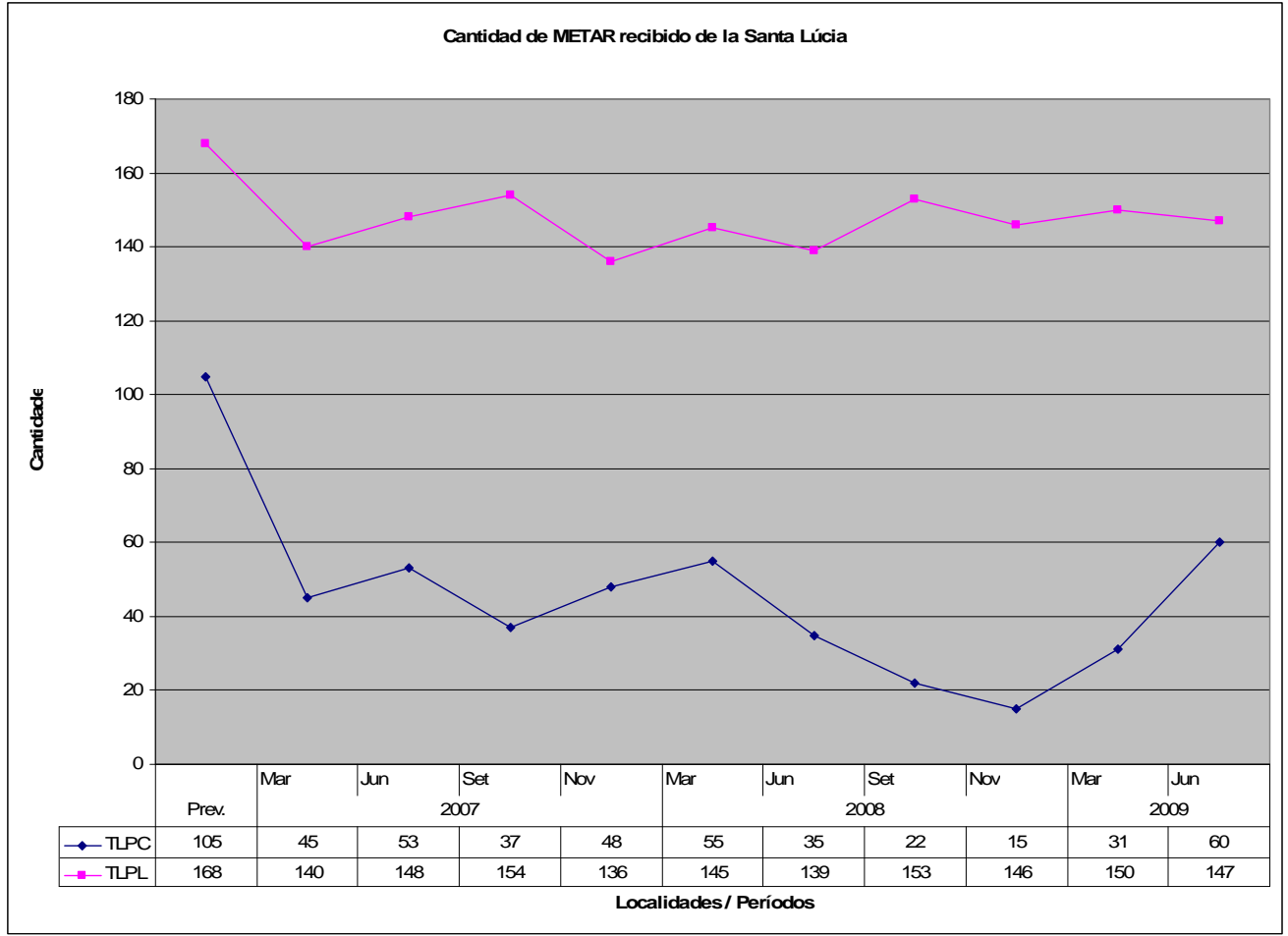


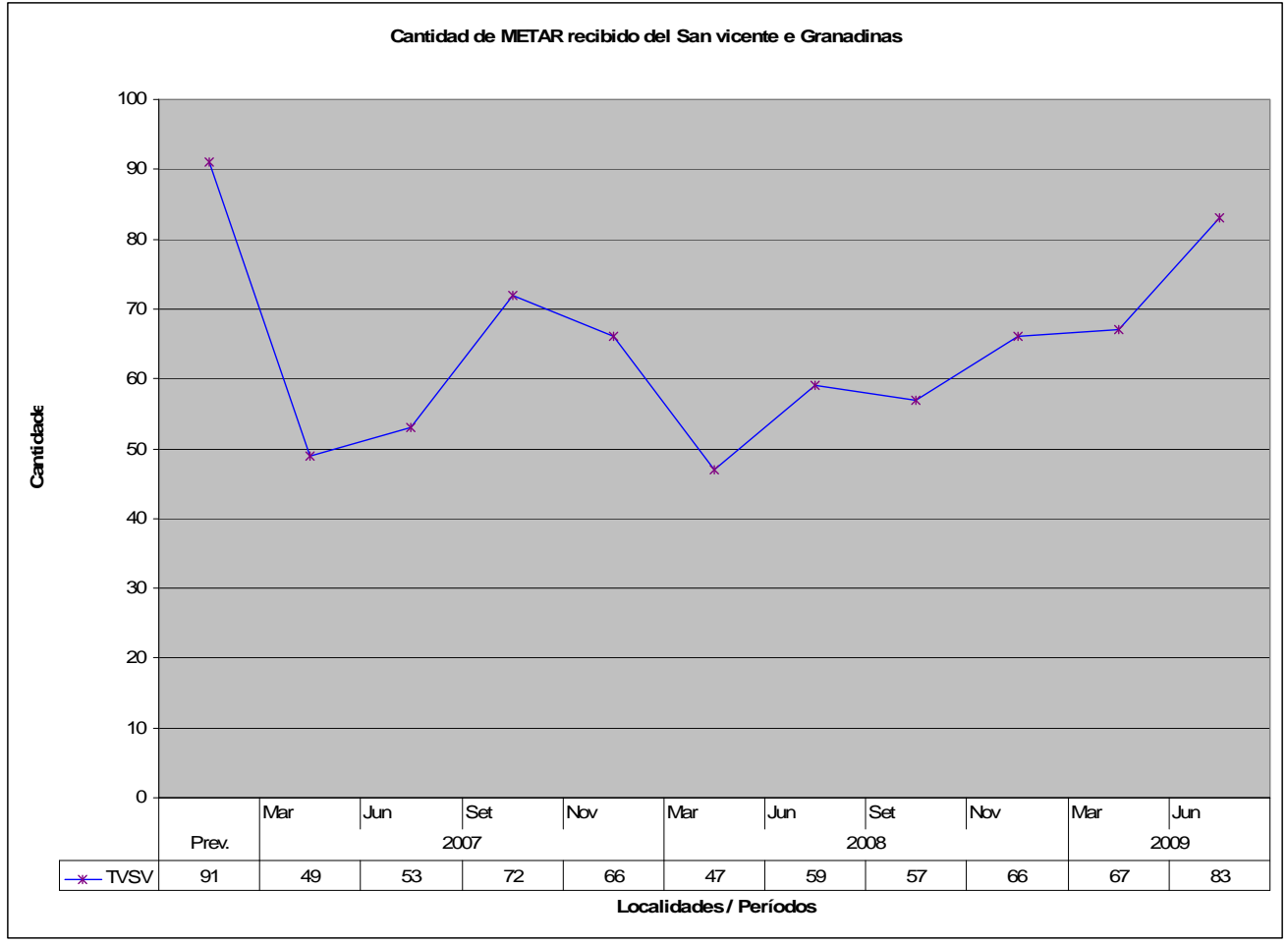


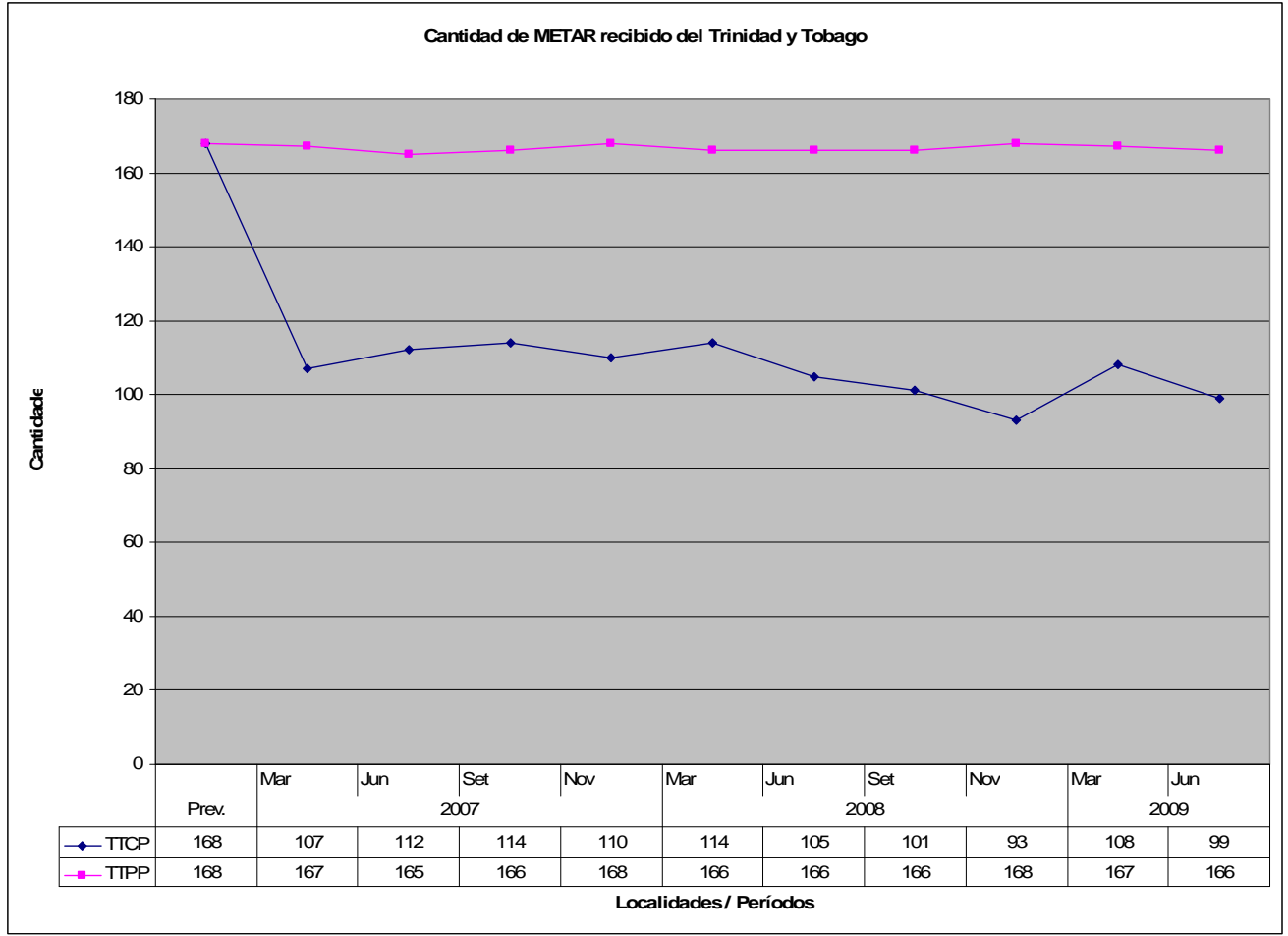


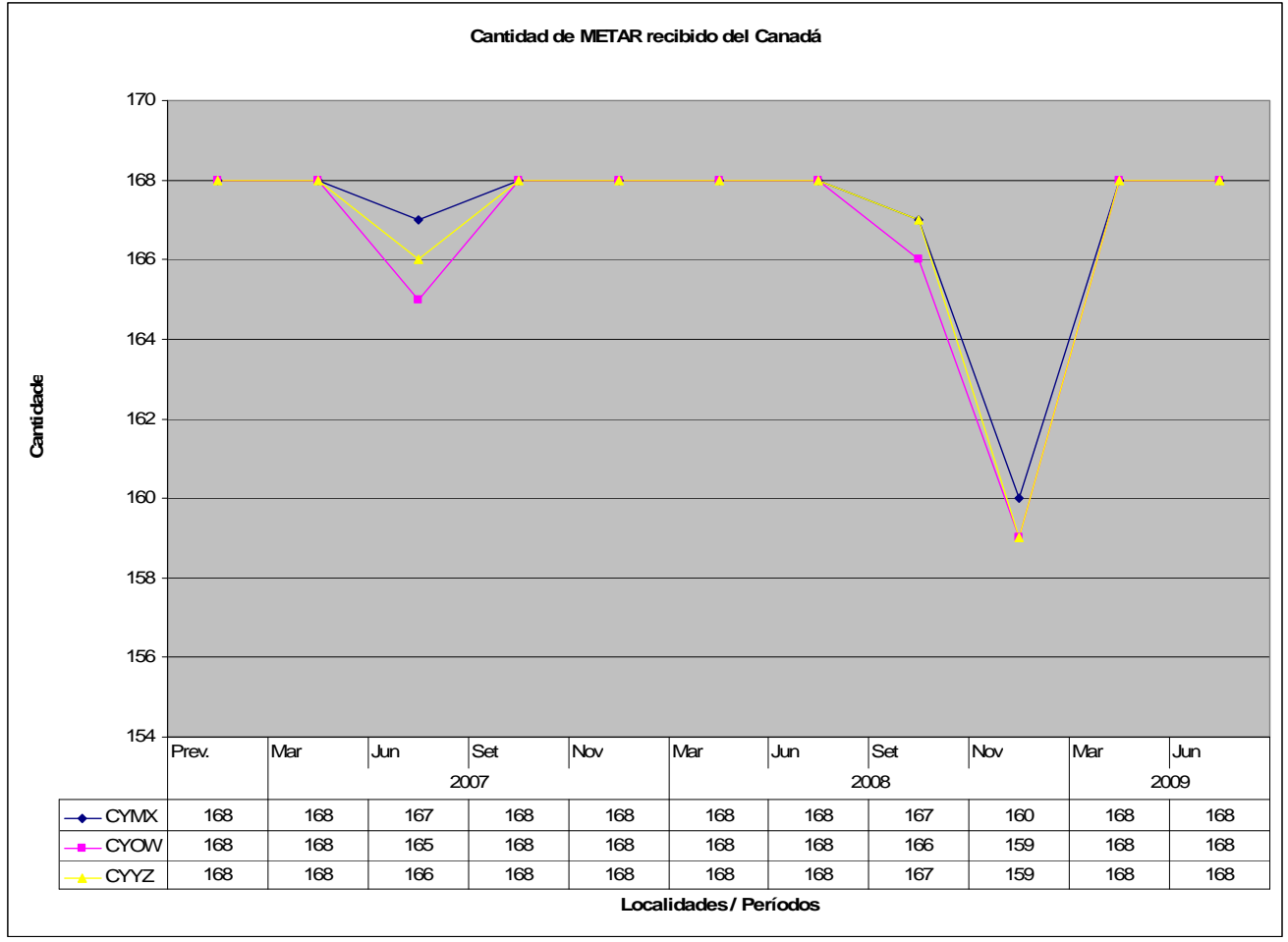


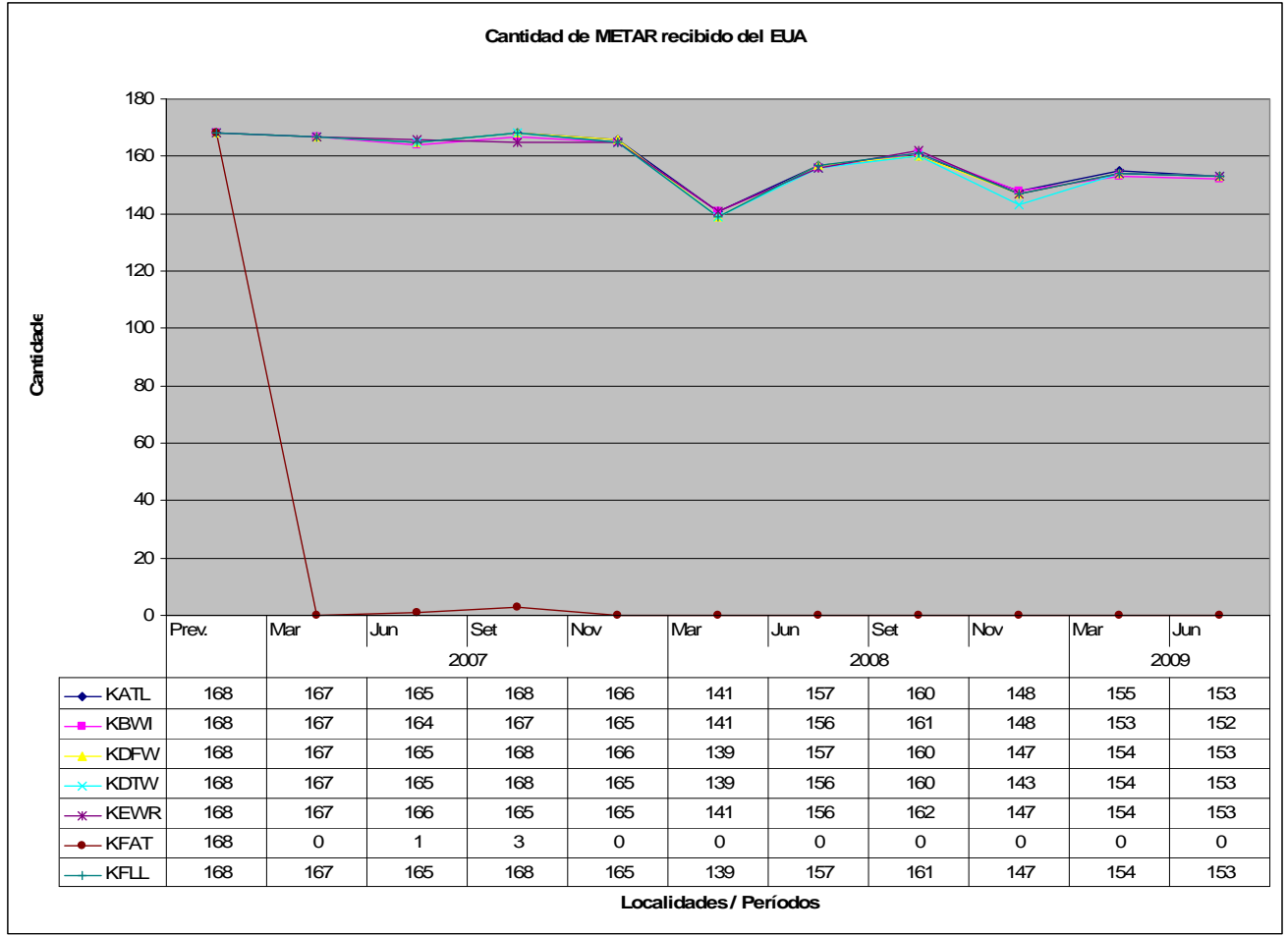


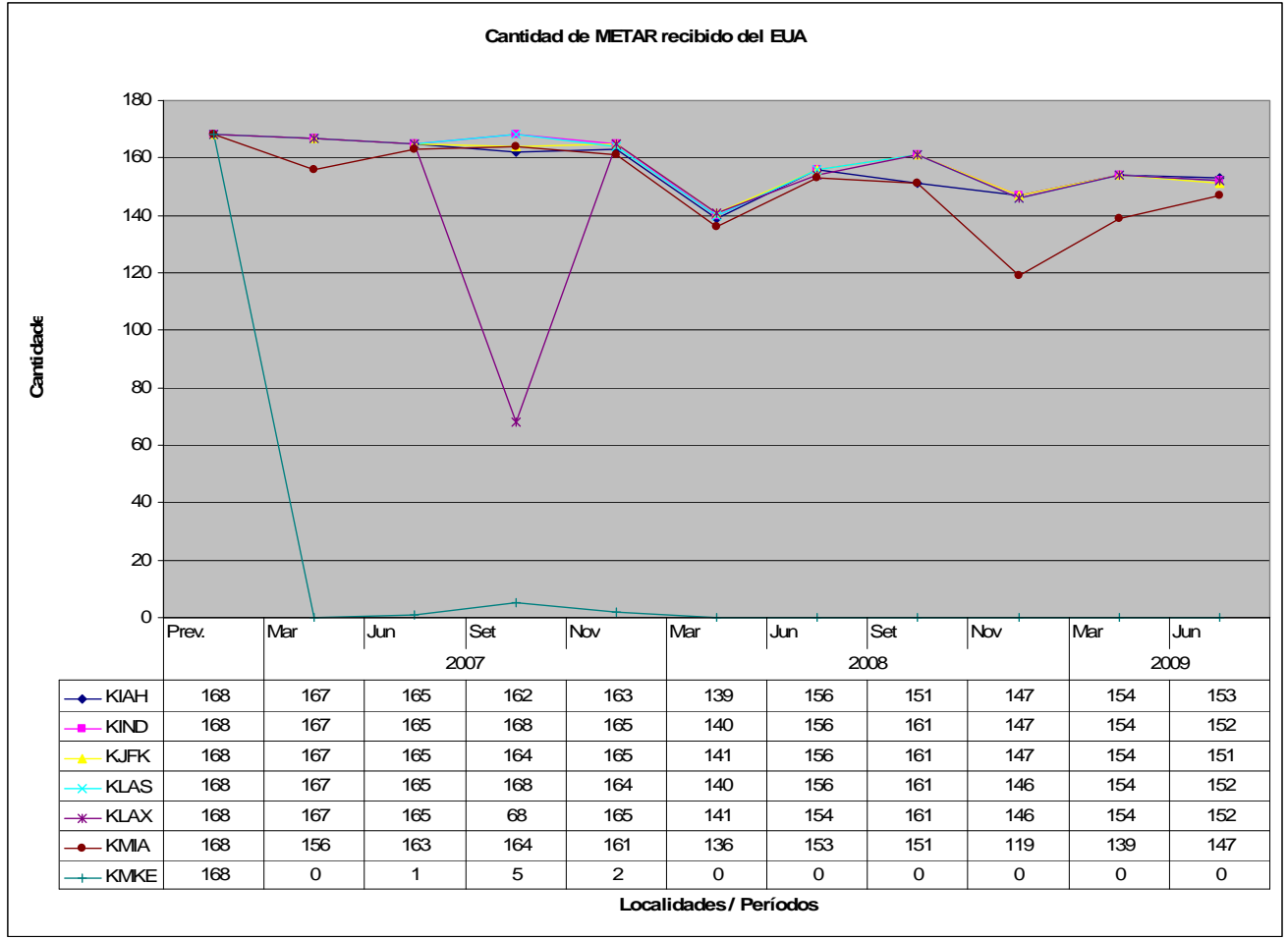


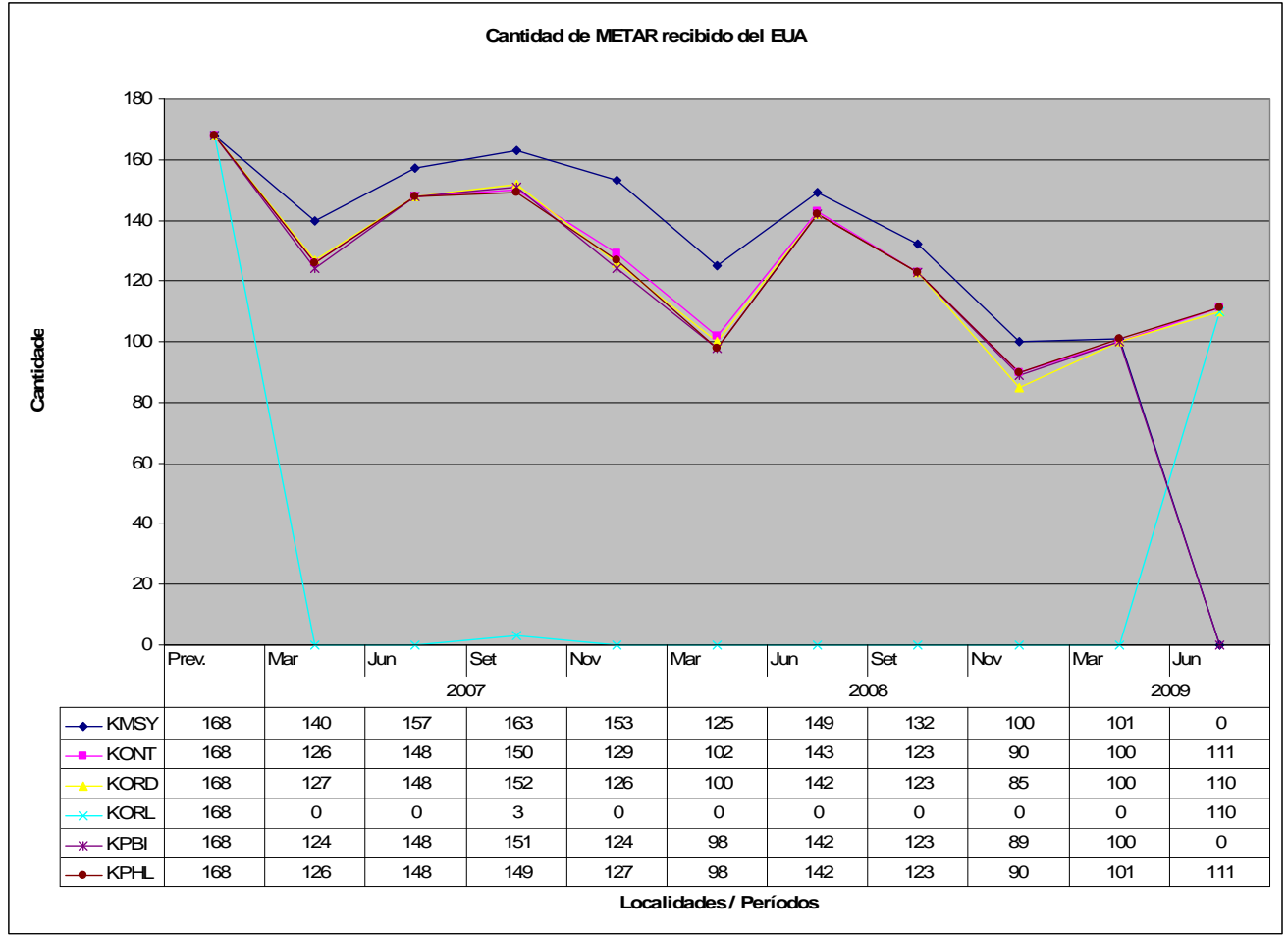


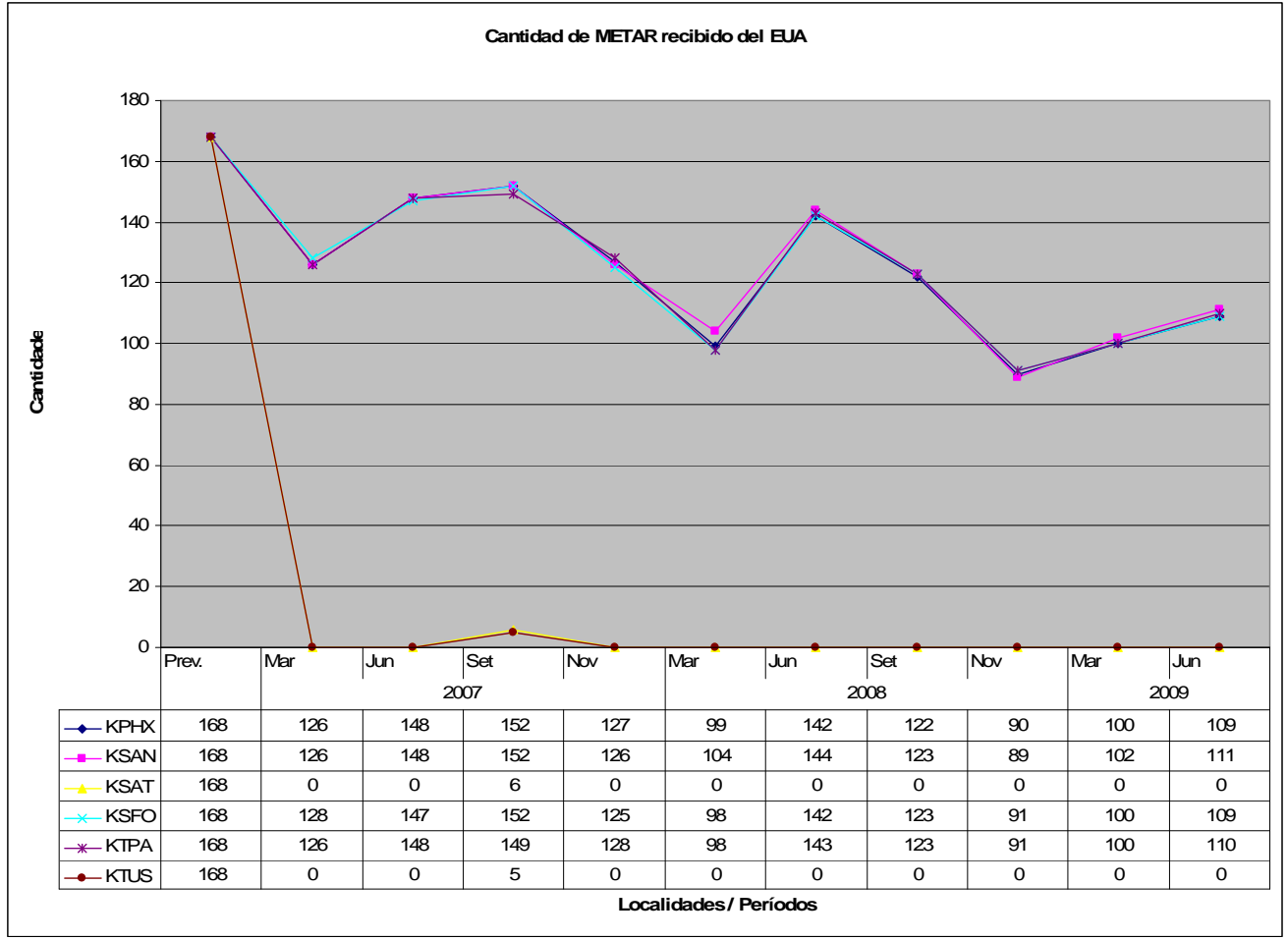


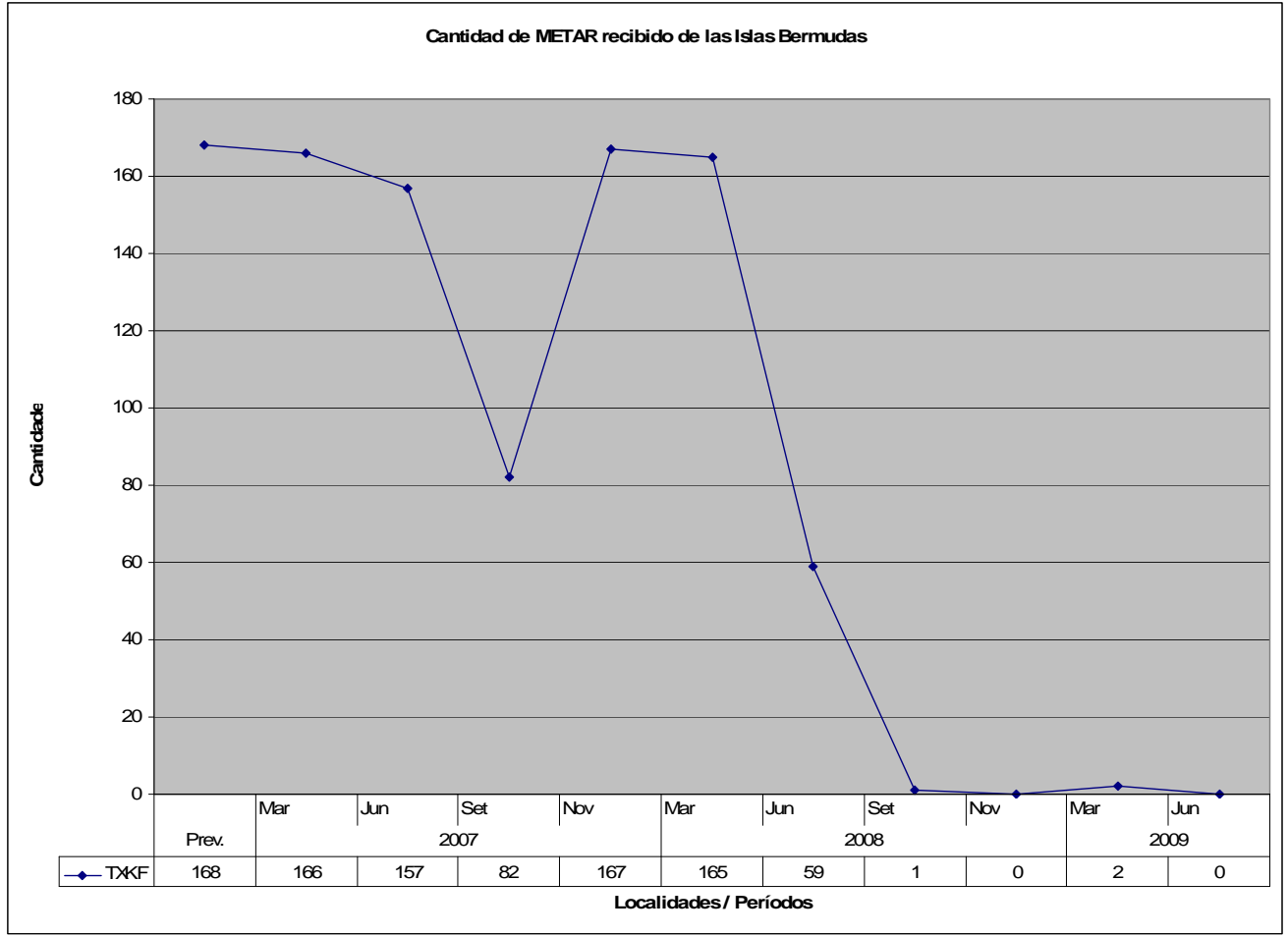


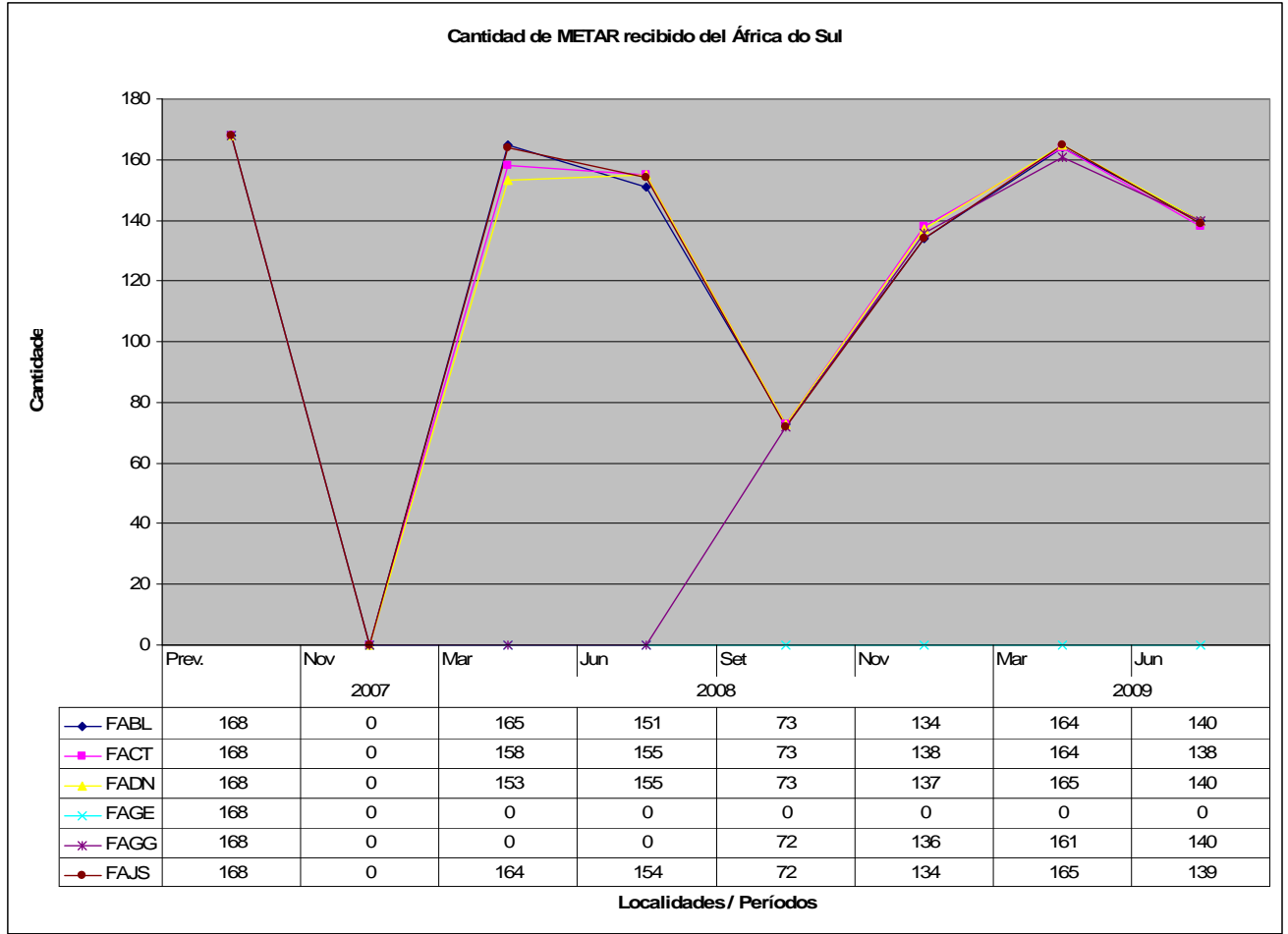


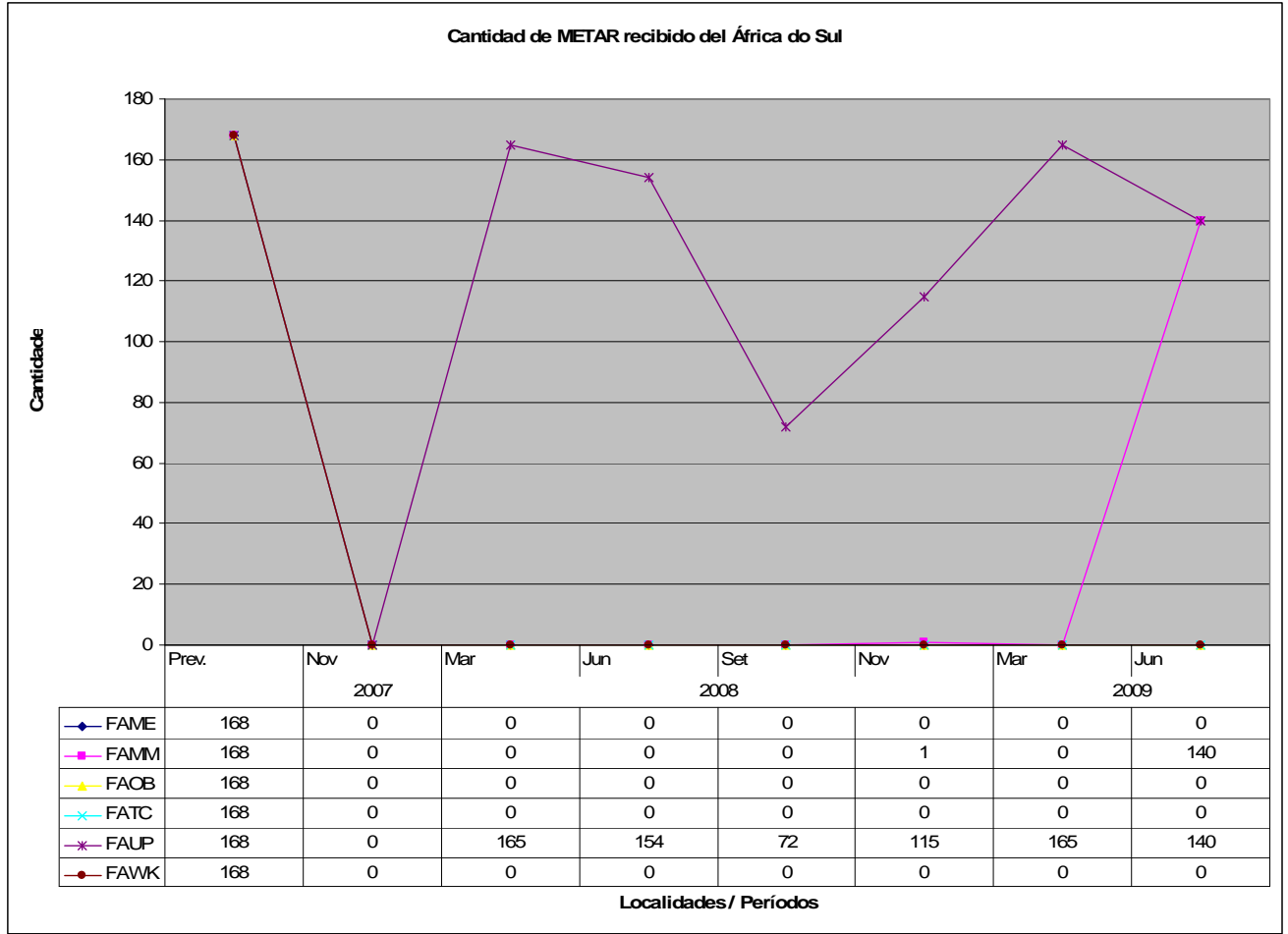


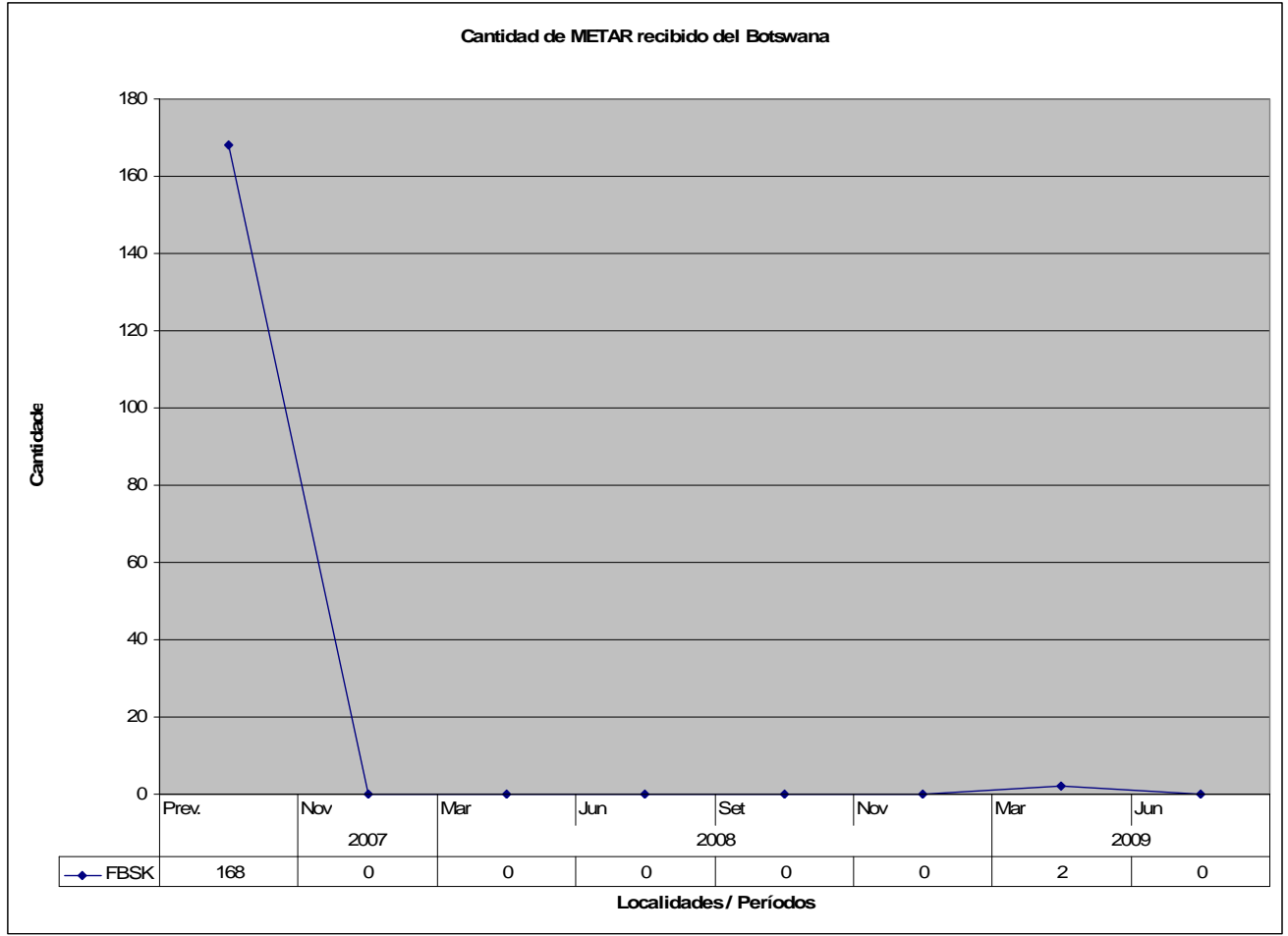


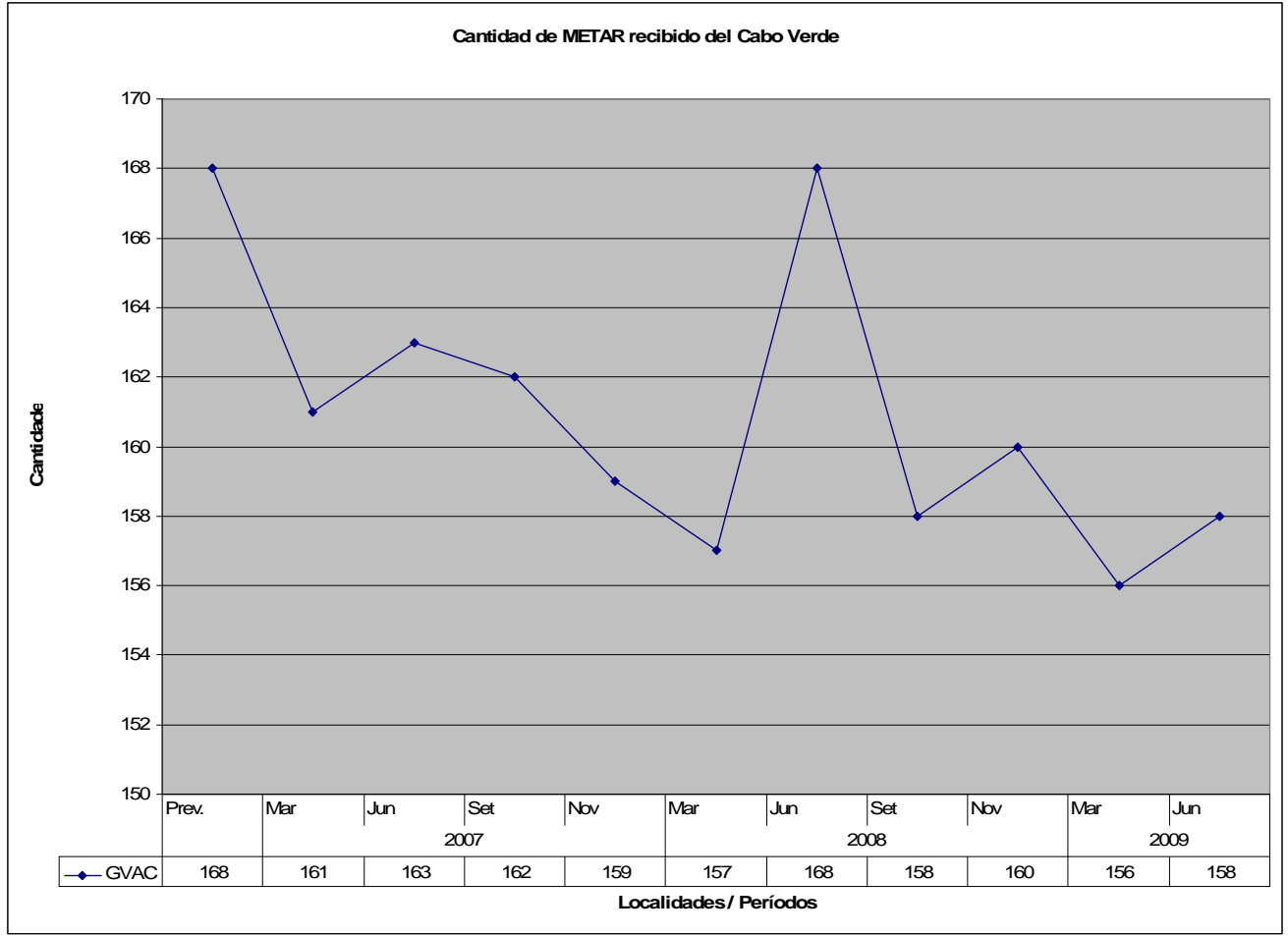


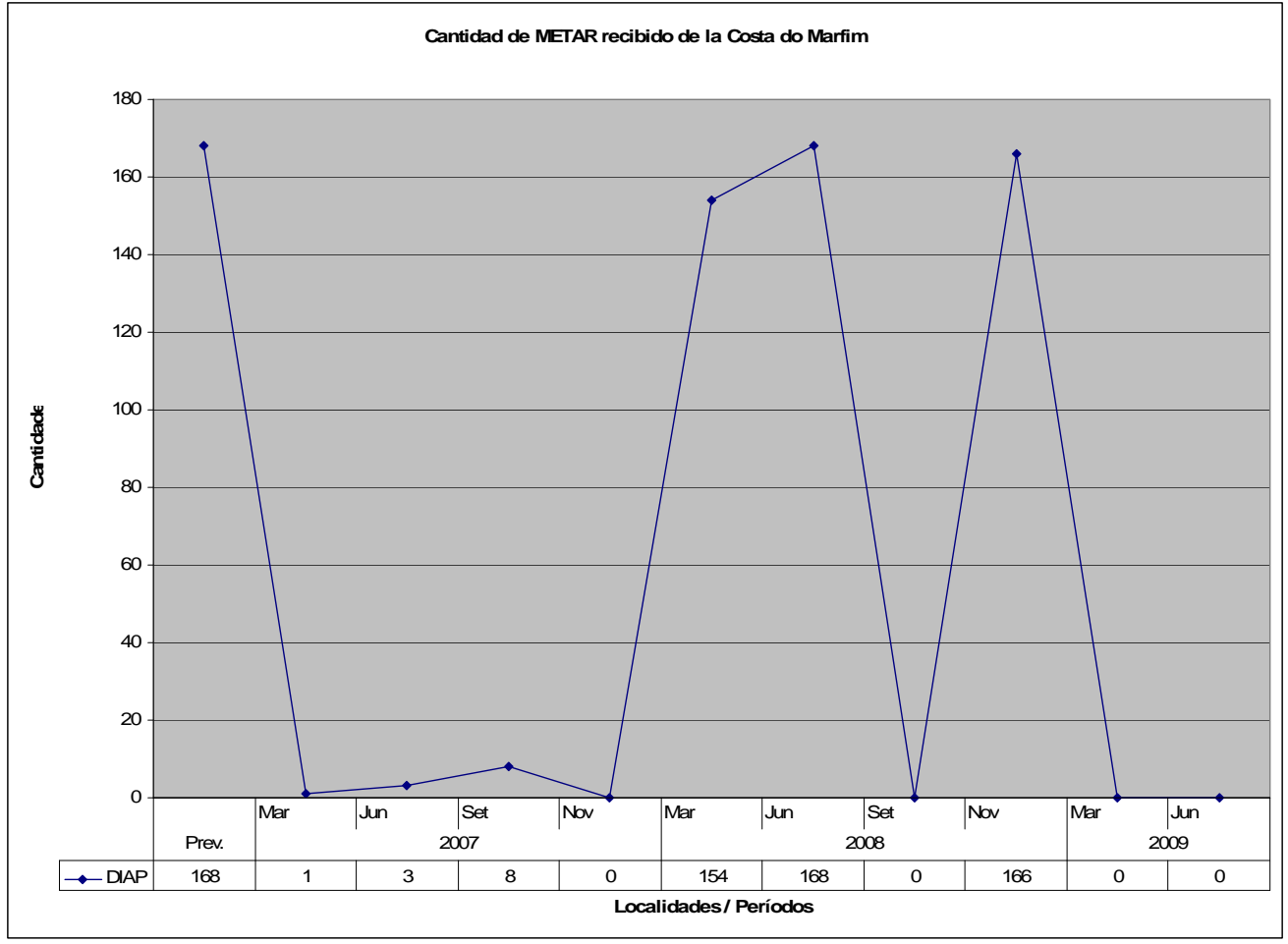


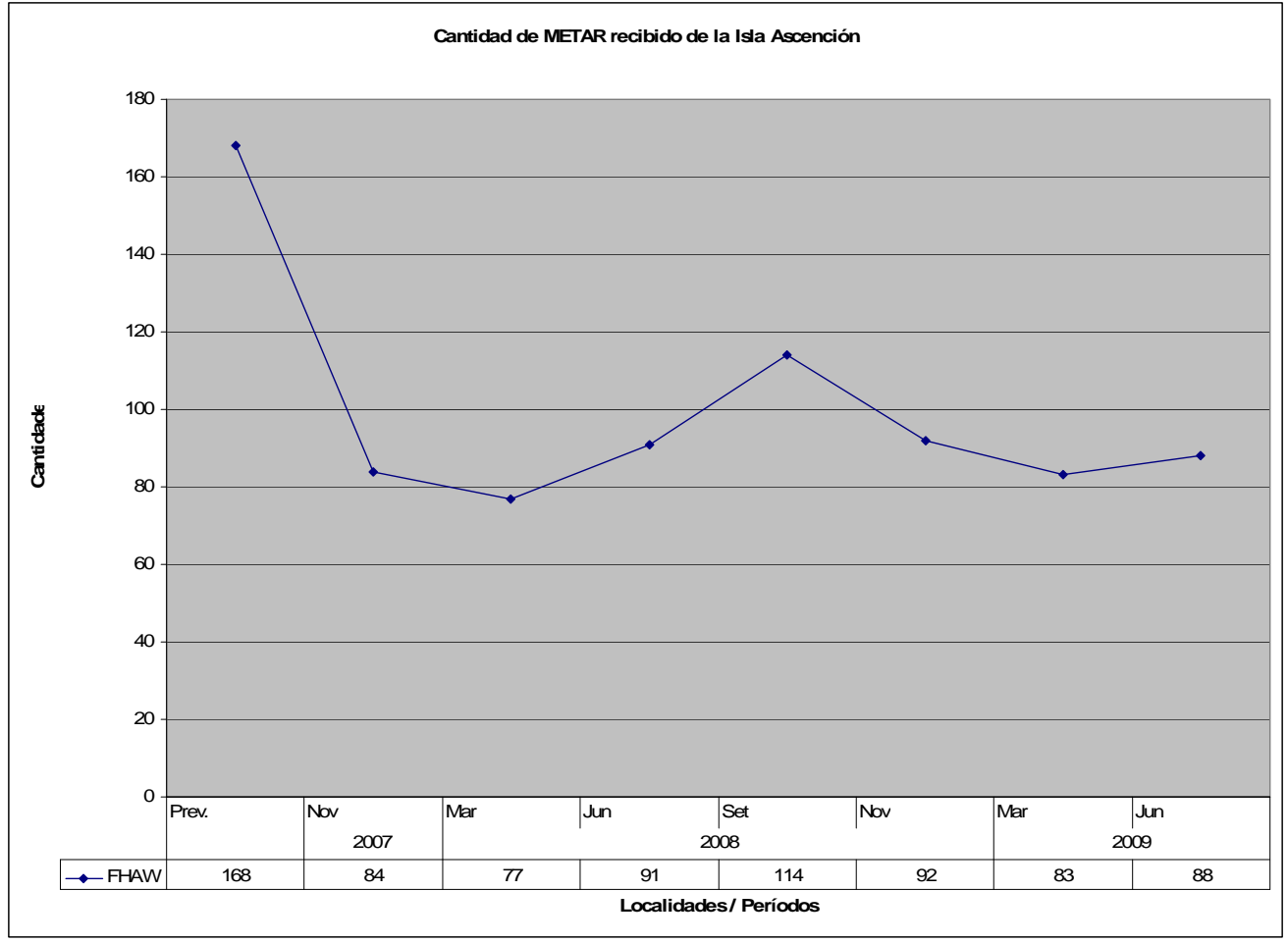


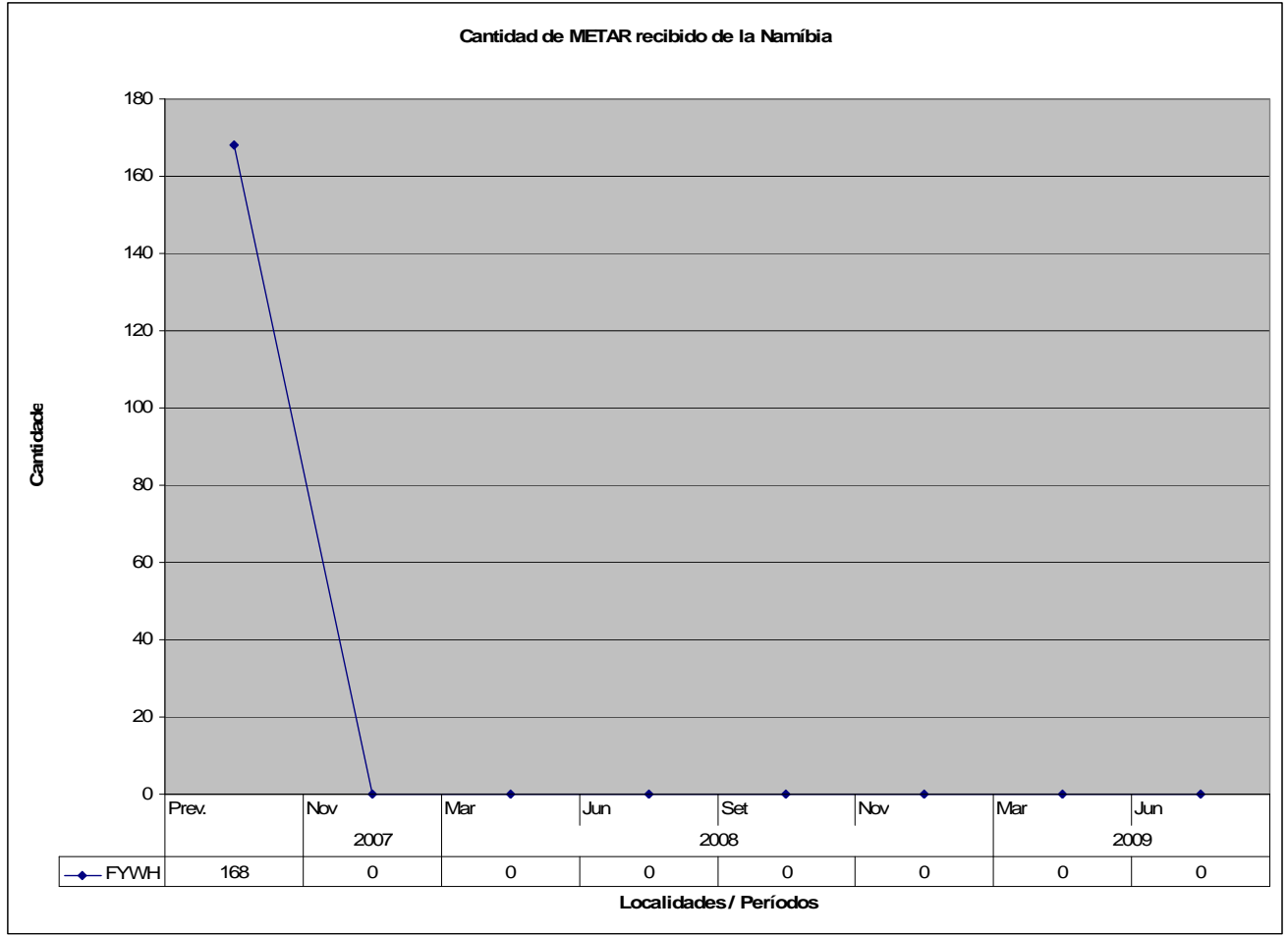


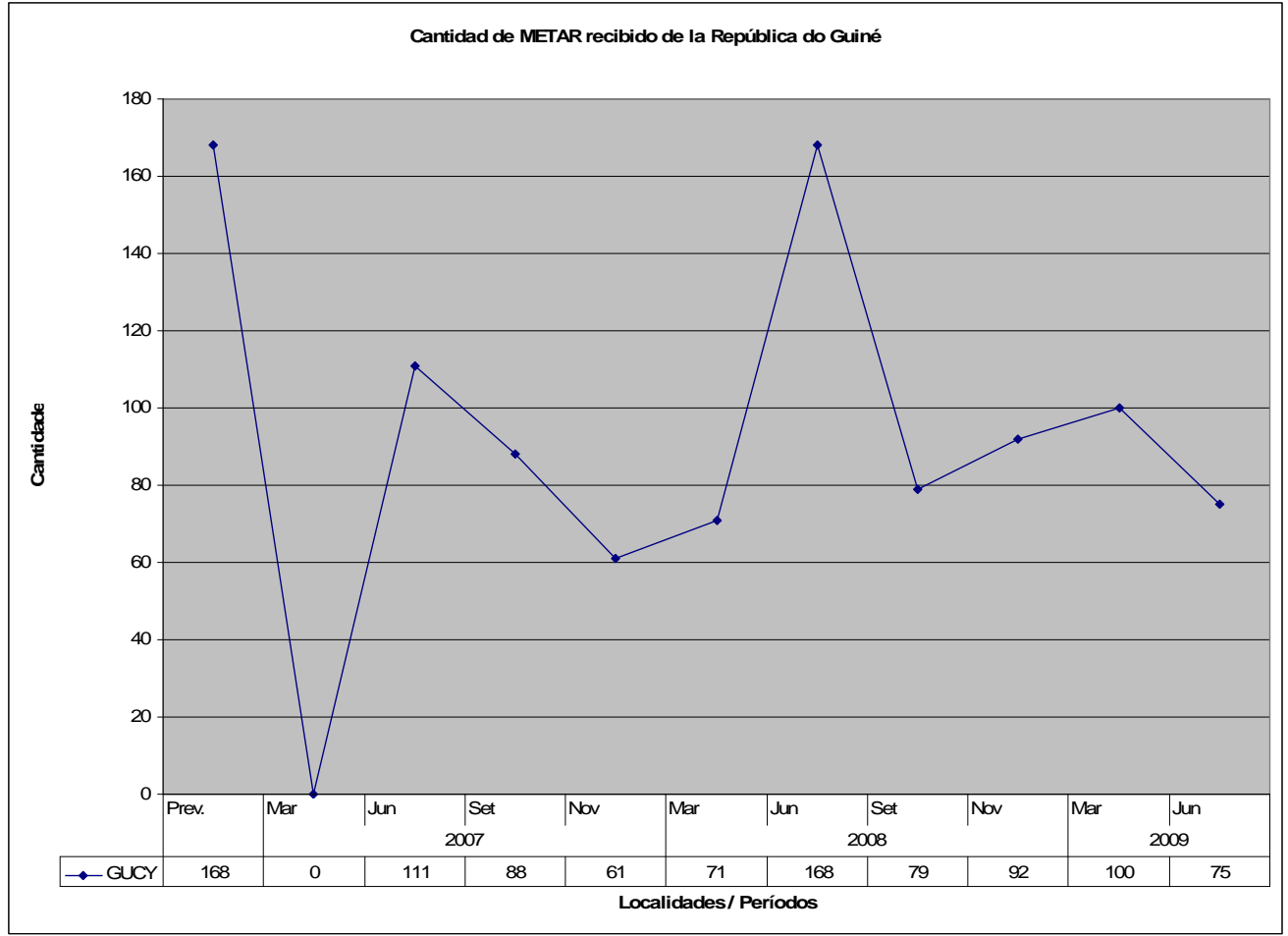


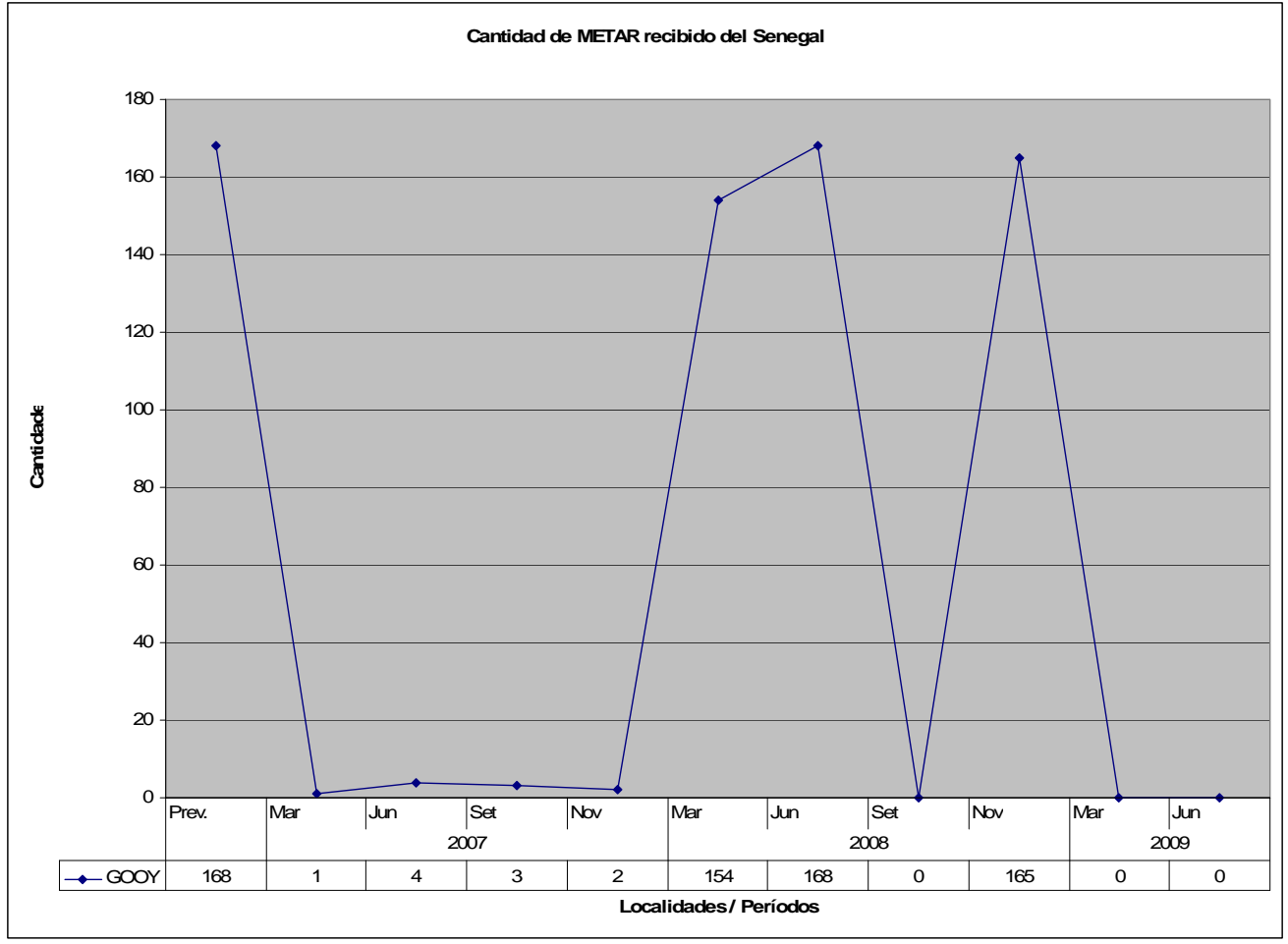


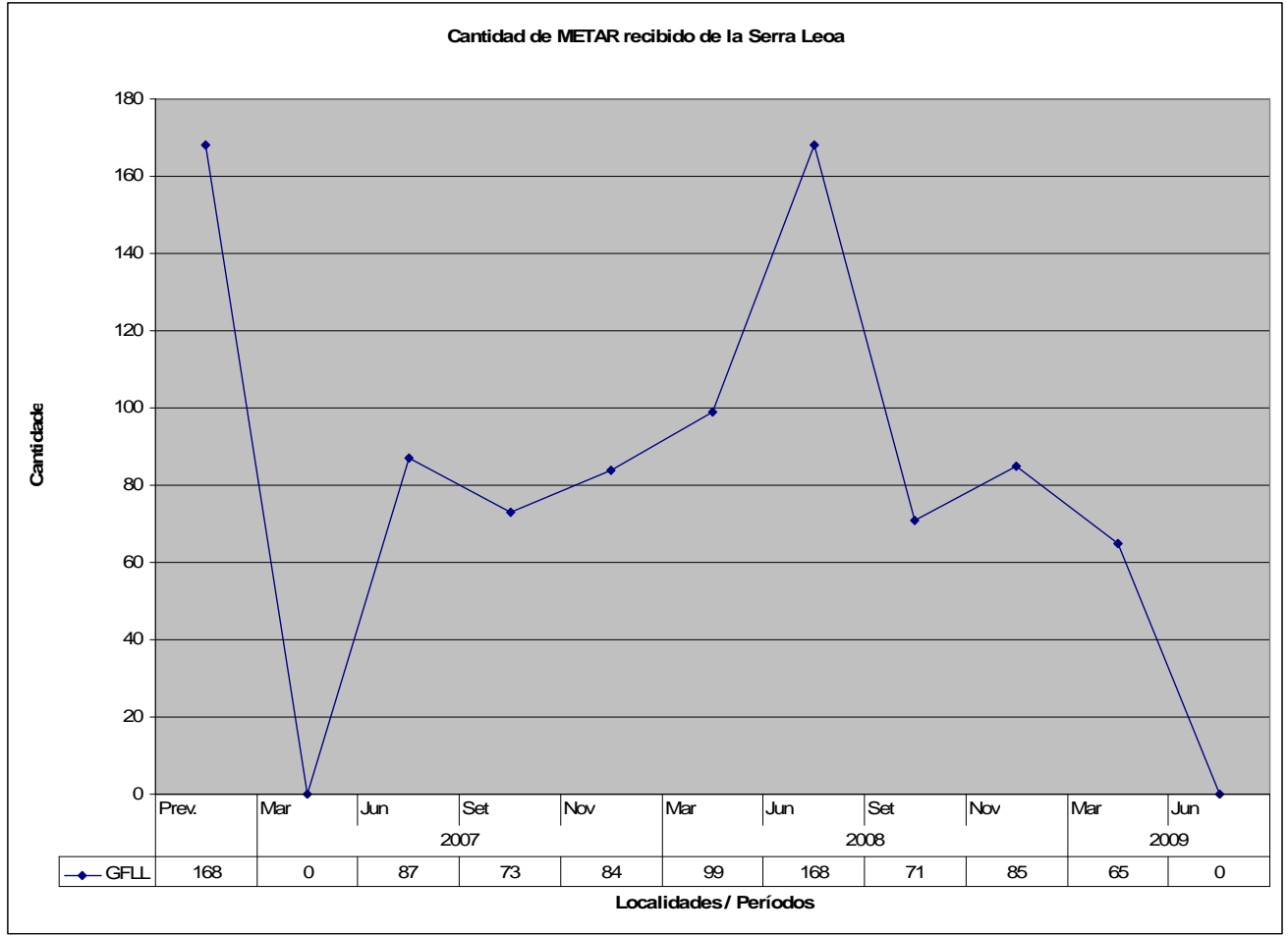


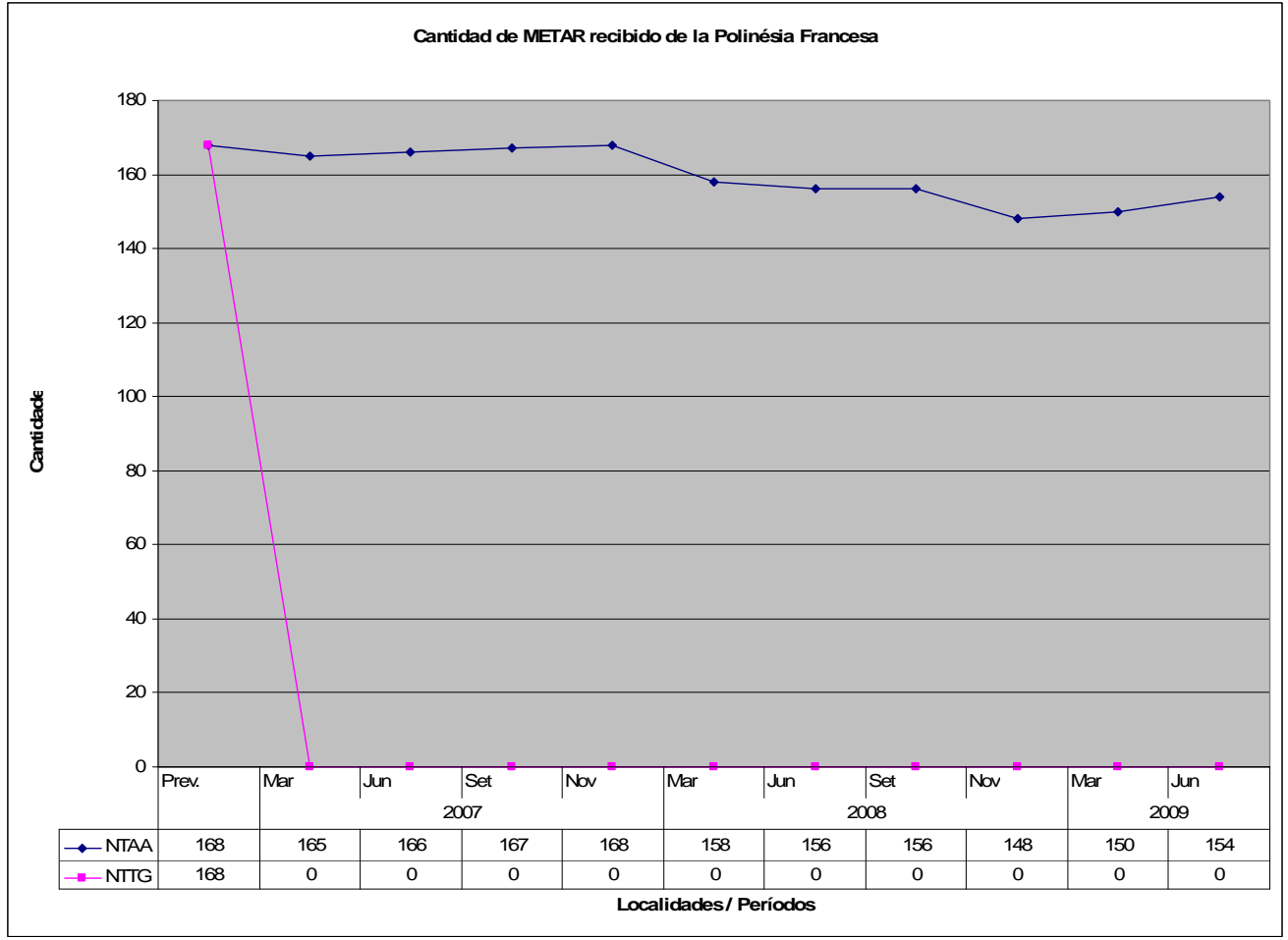












APÉNDICE D

Tabla con la disponibilidad de TAF en el Banco OPMET de Brasilia

Local	Prev.	2007				2008				2009	
		Mar	Jun	Set	Nov	Mar	Jun	Set	Nov	Mar	Jun
Region SAM											
Argentina											
SAAR	28	26	27	26	27	24	28	28	27	26	27
SABE	28	26	28	28	27	26	28	28	28	25	27
SACO	28	25	19	19	49	23	26	25	23	25	25
SADF	28	23	28	28	27	26	28	27	26	0	27
SAEZ	28	25	27	25	24	27	28	27	26	27	28
SAME	28	26	28	28	27	27	28	27	27	28	28
SANT	28	23	15	18	13	14	11	10	10	11	18
SARE	28	22	28	21	26	28	28	28	27	28	28
SARF	28	25	28	21	26	28	26	28	26	28	28
SARI	28	24	27	21	25	28	27	28	27	28	28
SARP	28	25	28	21	26	28	26	28	26	28	28
SASA	28	25	19	19	16	23	26	25	22	25	23
SASJ	28	25	19	18	16	23	24	25	22	25	22
SAVC	28	26	26	18	21	28	26	27	25	27	27
SAWG	28	26	26	16	21	28	27	26	25	27	28
SAWH	28	26	27	6	0	27	27	27	25	27	28
SAZM	28	26	27	28	25	27	28	28	28	27	27
SAZN	28	27	28	26	27	27	28	28	26	27	26
SAZS	28	26	28	27	25	26	28	28	26	26	26
Bolivia											
SLCB	28	28	28	28	28	28	28	28	28	28	28
SLET	28	0	0	1	0	0	0	0	20	21	21
SLLP	28	28	28	28	28	28	28	28	28	28	28
SLPO	28	0	0	0	0	0	0	0	0	0	0
SLPS	28	2	0	1	0	0	0	0	19	21	21
SLSU	28	2	0	0	0	0	0	0	18	97	21
SLTJ	21	21	24	20	21	21	21	6	19	21	21
SLTR	28	28	28	27	28	28	28	27	27	28	28
SLVR	28	28	28	27	27	28	28	28	28	28	28
Chile											
SCAR	28	21	21	21	21	21	21	21	20	21	21
SCBA	28	27	23	28	26	26	26	27	25	26	26
SCCF	21	21	21	21	21	21	21	21	20	21	21
SCCI	28	27	27	28	27	27	26	28	26	27	25
SCDA	28	13	21	21	21	21	21	21	20	21	21
SCEL	28	27	28	28	27	28	28	28	27	28	28
SCFA	21	20	21	21	21	21	21	21	20	21	21
SCIE	28	27	28	28	27	28	28	28	27	28	26
SCIP	14	13	14	14	14	14	14	14	13	14	14
SCJO	28	27	14	14	14	13	14	13	12	13	13
SCSE	28	27	28	28	27	28	28	28	27	28	28

Local	Prev.	2007				2008				2009	
		Mar	Jun	Set	Nov	Mar	Jun	Set	Nov	Mar	Jun
SCTC	28	27	27	28	27	28	28	28	26	26	27
SCTE	28	27	28	28	27	28	28	27	27	27	28
Colômbia											
SKBG	28	2	28	27	24	0	27	28	28	26	11
SKBO	28	27	27	28	27	0	28	28	28	27	15
SKBQ	28	27	25	28	28	0	28	28	28	27	12
SKCC	28	26	28	28	28	0	28	27	28	26	11
SKCG	28	26	27	28	28	0	28	28	28	27	13
SKCL	28	27	28	28	28	0	28	28	28	25	11
SKLT	28	27	28	28	26	0	28	28	27	26	11
SKPE	28	2	27	25	23	0	26	28	26	27	14
SKRG	28	27	25	23	26	0	28	28	27	26	14
SKSP	28	27	24	23	26	0	28	28	28	27	12
Equador											
SEGU	28	24	27	23	24	24	26	25	22	22	28
SELT	21	21	27	23	24	23	26	25	24	25	28
SEMT	28	24	26	23	22	23	26	25	23	24	28
SEQU	28	24	27	23	24	23	26	25	23	25	28
Guiana											
SYCJ	28	0	0	7	0	4	0	1	0	8	6
Guiana Francesa											
SOCA	28	28	28	28	28	28	25	28	28	28	27
Panamá											
MPDA	21	14	13	13	10	14	14	0	0	0	12
MPMG	21	14	14	12	12	14	14	0	0	0	12
MPTO	28	28	26	28	28	28	28	0	0	0	24
Paraguai											
SGAS	28	25	28	28	15	28	28	28	23	26	28
SGES	28	25	27	28	14	27	27	28	23	26	28
Peru											
SPCL	28					0	0	0	0	0	0
SPGM	28					0	0	0	0	0	0
SPHO	21	1	0	0	0	21	21	19	15	16	21
SPHY	14	1	0	0	0	12	13	10	5	6	14
SPIM	28	28	28	27	28	28	28	28	28	27	28
SPJI	21					0	0	0	0	0	0
SPJL	28	1	0	0	0	23	22	11	5	7	18
SPJR	28					0	0	0	0	0	0
SPLO	21					0	0	0	0	0	0
SPME	14	0	0	0	0	16	21	15	12	14	16
SPMS	28					0	0	0	0	0	0
SPQT	28	28	28	27	28	28	28	28	28	28	27

Local	Prev.	2007				2008				2009	
		Mar	Jun	Set	Nov	Mar	Jun	Set	Nov	Mar	Jun
SPQU	28	28	28	28	28	28	28	27	28	28	27
SPRU	28	28	28	27	28	28	28	28	28	27	28
SPSO	28	28	28	27	28	28	28	28	28	27	28
SPST	28					0	0	0	0	0	0
SPTN	28	28	28	27	28	28	28	28	28	27	28
SPTU	28	0	0	0	0	27	26	24	18	16	21
SPYL	28	1	0	0	0	23	23	13	7	5	12
SPZO	28	28	28	28	28	28	28	28	28	28	28
Suriname											
SMJP	28	18	0	27	27	26	24	23	24	26	28
SMNI	28	16	0	26	25	24	25	21	24	23	28
SMZO	28	18	0	27	27	26	25	22	25	21	27
Uruguai											
SUAA	28	28	17	26	25	25	25	3	26	27	27
SUCA	28	28	16	26	25	26	25	3	26	27	27
SULS	28	28	16	25	27	28	28	4	26	27	27
SUMU	28	28	11	25	27	28	28	2	26	28	26
SURV	28	28	13	26	25	26	25	3	23	26	26
SUSO	28	28	15	25	27	26	25	2	23	27	27
Venezuela											
SVAC	28	0	0	0	0	0	0	0	0	0	0
SVBC	28	26	26	24	23	24	24	25	21	25	26
SVBI	28	0	0	0	0	0	0	0	0	0	0
SVBM	28	0	14	13	17	19	20	13	15	16	17
SVCB	28	0	0	0	0	0	0	0	0	0	0
SVCL	28	0	0	0	0	0	0	0	0	0	0
SVCR	28	0	0	0	0	0	0	0	0	0	0
SVCU	28	0	0	0	0	0	0	0	0	0	0
SVFM	28	0	0	0	0	0	0	0	0	0	0
SVGI	28	0	0	0	0	0	0	0	0	0	0
SVGU	28	0	0	0	0	0	0	0	0	0	0
SVJC	14	0	0	0	0	0	0	0	0	0	0
SVJM	28	0	0	0	0	0	0	0	0	0	0
SVMC	28	25	26	24	24	24	24	23	22	26	26
SVMD	28	0	0	0	0	0	0	0	0	0	0
SVMG	28	25	26	24	24	24	24	25	21	25	26
SVMI	28	25	26	24	24	24	24	25	21	25	26
SVMT	28	0	0	0	0	0	0	0	0	0	0
SVPA	28	0	0	0	0	0	0	0	0	0	0
SVSA	28	25	26	24	24	24	24	25	21	23	26
SVSO	28	0	0	0	0	0	0	0	0	0	0
SVSR	28	0	0	0	0	0	0	0	0	0	0
SVTM	28			0	0	0	0	0	0	0	0
SVVA	28	17	17	21	27	24	19	23	20	23	20
SVVP	28	0	0	2	0	0	0	0	0	0	0

Local	Prev.	2007				2008				2009	
		Mar	Jun	Set	Nov	Mar	Jun	Set	Nov	Mar	Jun
Region CAR											
Anguilla											
TQPF	28	0	0	0	0	13	14	17	13	13	13
Antígua e Barbuda											
TAPA	28	27	27	27	25	22	25	24	21	24	20
Antilhas Francesas											
TFFF	28	28	28	28	26	25	27	22	27	26	28
TFFR	28	28	28	27	26	25	21	21	26	8	26
Antilhas Holandesas											
TNCB	28	26	28	27	28	24	26	25	21	24	22
TNCC	28	26	28	27	28	25	26	25	25	28	27
TNCE	28	0	0	0	0	0	0	0	0	0	0
TNCM	28	26	28	27	27	21	21	24	22	19	18
Aruba											
TNCA	28	26	28	27	28	25	26	25	25	28	27
Barbados											
TBPB	28	28	28	15	25	25	25	27	25	28	27
Belize											
MZBZ	28	21	20	0	0	0	0	21	14	23	22
Costa Rica											
MRLB	28	26	25	23	26	27	27	26	24	22	23
MRLM	28	24	25	26	26	27	28	27	26	21	16
MROC	28	27	25	26	26	28	28	28	26	22	24
MRPV	28	25	25	26	26	27	28	28	26	22	23
Cuba											
MUCA	21	1	0	0	0	0	0	0	0	0	0
MUCC	28			28	28	0	0	28	25	26	28
MUCL	21	14	10	13	13	0	0	12	13	13	14
MUCM	21	28	28	0	28	28	26	2	8	8	0
MUCU	28	0	28	28	27	27	27	28	26	28	27
MUHA	28	28	28	28	28	28	27	28	26	28	28
MUHG	28	28	28	28	28	27	26	28	25	28	28
MUVR	28	28	28	28	28	26	27	28	26	28	28
Dominica											
TDPD	28	0	0	0	0	0	0	0	0	0	11
TDPR	28	0	0	0	0	0	0	0	0	0	0
El Salvador											
MSLP	28	27	26	27	27	28	27	27	24	27	27

- D5 -

Local	Prev.	2007				2008				2009	
		Mar	Jun	Set	Nov	Mar	Jun	Set	Nov	Mar	Jun
MSSS	28	27	25	27	27	28	27	26	9	15	22
Granada											
TGPY	28	17	17	14	19	17	12	15	18	8	5
TGPZ	28	0	0	0	0	0	0	0	0	0	0
Guatemala											
MGGT	28	23	25	21	27	28	27	26	24	24	18
MGPB	28	22	24	21	26	28	27	26	24	24	14
MGSJ	28	23	25	21	25	27	28	24	24	24	13
MGTK	28	14	16	15	14	24	23	24	21	21	11
Haiti											
MTCH	28	0	0	0	0	0	0	0	0	0	0
MTPP	28	0	0	0	0	0	0	0	0	0	13
Honduras											
MHLC	28	28	25	26	26	27	28	27	18	28	26
MHLM	28	28	25	27	27	28	28	26	18	28	26
MHRO	28	28	26	27	26	28	28	25	18	28	25
MHTG	28	28	24	27	28	28	28	27	18	28	26
Ilhas Bahamas											
MYEG	28	0	0	0	0	0	0	0	0	0	0
MYER	28	0	0	0	0	0	0	0	0	0	0
MYGF	28	1	0	0	0	1	0	0	0	0	0
MYNN	28	24	28	18	16	23	23	27	21	23	23
Ilhas Cayman											
MWCB	28	1	0	0	0	0	0	0	0	0	0
MWCR	28	1	0	0	0	0	0	0	0	0	0
Ilhas Turks and Caicos											
MBGT	28	9	16	14	5	13	17	27	13	8	21
MBPV	28	9	16	11	5	14	16	14	12	8	21
MBSC	28	0	0	0	0	0	0	14	0	0	0
Ilhas Virgens (UK)											
TUPJ	28	0	0	0	0	12	13	18	13	13	13
TUPW	28	0	0	0	0	0	0	0	0	0	0
Ilhas Virgens (USA)											
TIST	28	28	28	23	27	24	23	23	22	21	19
TISX	28	28	28	28	25	24	23	23	22	20	19
Jamaica											
MKJP	28	25	24	20	19	7	20	10	16	14	21
MKJS	28	26	24	20	19	15	23	13	16	17	21

Local	Prev.	2007				2008				2009	
		Mar	Jun	Set	Nov	Mar	Jun	Set	Nov	Mar	Jun
México											
MMAA	28	28	28	28	28	28	28	28	27	27	28
MMAN	28	14	14	14	14	14	14	14	13	14	14
MMAS	28	0	0	0	0	0	0	0	0	0	0
MMBT	28	1	0	0	0	0	0	0	0	0	0
MMCE	28	0	0	0	0	0	0	0	0	0	0
MMCL	28	14	14	14	14	14	14	14	13	14	14
MMCM	28	14	14	14	14	14	14	14	13	14	14
MMCN	28	0	0	0	0	0	0	0	0	0	0
MMCP	28	14	14	14	14	14	14	14	13	14	14
MMCS	28	13	14	14	18	14	14	14	13	14	14
MMCU	28	13	14	14	14	14	14	14	13	14	14
MMCV	28	0	0	0	0	0	0	0	0	0	0
MMCZ	28	12	14	14	14	14	14	13	25	28	28
MMDO	28	14	14	14	14	14	14	14	13	14	14
MMGL	28	28	28	28	28	28	28	27	26	28	28
MMGM	28	14	14	13	14	14	14	14	13	14	14
MMHO	28	14	14	14	14	14	14	14	13	14	14
MMLP	28	14	14	12	14	14	14	14	13	14	13
MMLT	28	0	0	0	0	0	0	0	0	0	0
MMMA	28	15	14	14	13	14	14	14	13	14	14
MMMD	28	28	28	28	28	28	28	27	25	28	28
MMML	28	14	14	14	14	14	14	14	13	14	14
MMMM	28	14	14	14	14	14	14	14	13	14	14
MMMX	28	26	28	27	27	26	28	26	22	26	28
MMMY	28	28	28	28	28	28	28	28	25	28	28
MMMZ	28	28	28	28	28	28	28	28	26	28	28
MMNG	28	0	0	0	0	0	0	0	0	0	0
MMNL	28	14	14	14	13	14	14	14	14	14	14
MMOX	28	0	0	0	0	0	0	0	0	0	0
MMPG	28	14	14	14	13	14	14	14	13	14	14
MMPR	28	28	28	28	28	28	28	27	26	28	28
MMPS	28	0	0	0	0	0	0	0	0	0	0
MMRX	28	14	14	14	13	14	14	14	13	14	14
MMSD	28	0	14	13	14	14	14	14	13	14	14
MMSF	28	0	0	0	0	0	0	0	0	0	0
MMSP	28	2	0	0	0	0	0	0	0	0	0
MMTC	28	13	14	14	14	14	14	14	13	14	14
MMTJ	28	28	28	28	28	28	28	28	26	28	28
MMTM	28	28	28	28	28	28	28	24	25	25	28
MMTO	28	28	28	28	28	28	28	28	27	27	28
MMTP	28	14	14	14	14	14	14	14	25	28	28
MMUN	28	28	28	28	28	28	28	27	25	28	28
MMVA	28	14	14	14	14	14	14	14	13	14	14
MMVR	28	28	28	28	28	28	28	28	27	27	28
MMZC	28	28	28	28	28	28	28	27	26	28	28
MMZH	28	14	14	14	14	14	14	13	14	14	14
MMZO	28	14	14	14	14	14	14	14	13	14	14

Local	Prev.	2007				2008				2009	
		Mar	Jun	Set	Nov	Mar	Jun	Set	Nov	Mar	Jun
Montserrat											
TRPG	28					0	0	0	0	13	0
Nicarágua											
MNMG	28	28	22	21	15	13	26	17	24	27	27
MNPC	28	14	10	11	9	13	13	8	12	14	14
Porto Rico											
TJBQ	28	26	28	28	27	24	23	23	22	19	18
TJMZ	28	8	0	0	0	0	0	23	22	20	18
TJPS	28	24	25	27	24	24	23	23	22	20	19
TJSJ	28	28	28	28	27	24	24	23	22	20	18
República Dominicana											
MDBH	28	23	22	4	5	5	4	3	3	7	6
MDHE	28	0	0	0	0	0	0	0	0	0	0
MDLR	28	27	25	28	27	26	27	24	14	27	26
MDPC	28	26	25	28	27	26	27	24	13	27	26
MDPP	28	25	25	28	27	25	27	24	14	27	26
MDSD	28	27	25	28	27	25	27	24	14	27	26
MDST	28	27	25	28	27	26	27	23	14	27	26
Saint Kitts and Nevis											
TKPK	28	17	20	0	25	24	24	24	23	22	18
TKPN	28	0	0	0	0	0	0	0	0	0	0
Santa Lúcia											
TLPC	28	24	28	26	23	22	24	24	23	25	22
TLPL	28	25	28	26	24	25	26	0	23	28	24
San Vicente e Grenadinas											
TVSV	28	15	16	8	13	13	9	3	13	11	11
Trinidad e Tobago											
TTCP	28	27	28	26	26	24	23	0	27	25	24
TTPP	28	27	28	27	26	24	23	27	27	25	24

Local	Prev.	2007				2008				2009	
		Mar	Jun	Set	Nov	Mar	Jun	Set	Nov	Mar	Jun
Region NAM											
Canadá											
CYMX	28	28	28	28	28	28	28	27	25	28	28
CYOW	28	28	28	28	28	28	28	27	26	28	28
CYQG	28	28	28	28	28	28	28	27	25	28	28
CYQY	28	0	0	0	0	0	28	27	24	28	28
CYUL	28	28	28	28	28	28	28	27	26	28	28
CYVR	28	28	28	28	28	28	28	27	25	28	28
CYYZ	28	28	28	28	28	28	28	27	25	28	27
Estados Unidos											
KATL	28	23	28	27	24	25	24	23	14	11	14
KBDL	28	25	27	27	26	21	24	20	15	16	14
KBOS	28	20	27	26	26	25	26	19	13	14	14
KBWI	28	27	28	25	26	25	23	19	11	12	13
KCLE	28	26	27	26	24	25	22	18	16	9	12
KDEN	28	27	28	26	24	25	23	19	15	11	12
KDFW	28	27	28	27	25	25	24	21	14	13	14
KDTW	28	25	28	27	26	23	25	21	14	9	13
KEWR	28	27	27	27	23	24	24	20	14	17	14
KFAT	28	23	28	28	26	22	23	17	16	11	14
KFLL	28	25	28	28	27	22	23	20	15	12	12
KIAD	28	26	28	26	25	24	23	22	12	12	10
KIAG	28	22	28	27	24	23	23	20	13	13	10
KIAH	28	22	27	27	24	25	22	16	14	14	12
KIND	28	26	28	27	27	26	25	19	11	14	15
KJFK	28	25	27	26	23	25	24	19	17	15	13
KLAS	28	25	28	25	26	22	25	19	14	11	14
KLAX	28	22	28	26	26	24	21	19	14	11	12
KMIA	28	24	28	27	26	24	23	24	17	13	14
KMKE	28	24	27	26	25	24	24	19	16	13	13
KMSY	28	21	26	25	23	25	23	21	16	12	13
KOAK	28	25	27	27	26	24	23	19	15	14	10
KONT	28	26	28	24	26	25	23	20	18	15	16
KORD	28	23	27	28	27	25	24	21	14	12	13
KORL	28	0	0	0	0	0	0	0	0	0	0
KPBI	28	26	28	25	26	24	24	22	16	10	14
KPHL	28	27	28	26	26	25	24	19	11	12	12
KPHX	28	23	28	25	26	23	23	14	17	18	16
KPIT	28	25	27	26	24	24	24	17	13	11	14
KPUB	28	25	28	28	24	25	27	20	14	17	14
KSAN	28	26	28	27	27	26	25	23	16	12	17
KSAT	28	23	28	26	24	24	24	15	17	10	11
KSCK	28	20	26	27	24	24	23	18	15	12	15
KSEA	28	26	28	27	27	23	24	20	13	11	14
KSFO	28	26	27	27	26	25	25	17	14	14	13
KTPA	28	24	27	28	26	23	23	19	12	9	15
KTUS	28	0	28	27	24	22	24	17	14	12	13

Local	Prev.	2007				2008				2009	
		Mar	Jun	Set	Nov	Mar	Jun	Set	Nov	Mar	Jun
Region NAT											
Bermudas											
TXKF	28	28	26	11	28	28	28	27	25	28	27
Region AFI											
África do Sul											
FABL	28	16	22	19	22	27	27	12	12	27	27
FACT	28	25	17	19	27	28	27	12	14	28	28
FADN	28	14	23	19	27	28	26	11	14	27	28
FAGE	28				0	0	0	0	0	0	0
FAGG	28				0	0	0	0	0	0	0
FAJS	28	18	23	23	23	28	27	12	13	28	28
FAME	28				0	0	0	0	0	0	0
FAMM	28				0	0	0	0	0	0	0
FAOB	28				0	0	0	0	0	0	0
FATC	28				0	0	0	0	0	0	0
FAUP	28				0	27	27	9	12	26	23
FAWK	28				0	0	0	0	0	0	0
Angola											
FNLU	28	0	2	2	2	21	21	0	21	17	16
Botswana											
FBSK	28				0	0	0	0	0	0	27
Cabo Verde											
GVAC	28	26	26	26	27	28	28	28	28	28	28
Congo											
FCBB	28	27	28	28	28	27	28	27	28	28	28
Costa do Marfim											
DIAP	28	0	1	0	0	26	26	0	0	28	28
Gambia											
GBYD	28	0	2	0	0	27	28	0	0	28	28
Ghana											
DGAA	28	0	2	0	0	11	0	27	20	23	21
Guiné Bissau											
GGOV	28	0	1	0	0	27	26	1	0	0	25
Ilha Ascención											
FHAW	28				0	12	25	28	24	25	27
Ilhas Canárias											
GCLP	28	28	28	27	28	28	28	28	24	26	28

- D11 -

Local	Prev.	2007				2008				2009	
		Mar	Jun	Set	Nov	Mar	Jun	Set	Nov	Mar	Jun
Áustria											
LOWG	28	28	26	28	28	28	28	28	16	20	21
LOWW	28	28	28	28	28	28	28	28	24	26	28
Bélgica											
EBBR	28	28	28	28	28	28	28	28	28	26	28
Dinamarca											
EKCH	28	28	28	28	28	28	28	28	28	26	27
Espanha											
LEAL	28	28	28	28	28	28	28	28	24	25	28
LEBL	28	28	28	28	28	28	28	28	24	26	28
LEMD	28	28	28	28	28	28	28	28	24	26	28
LEMG	28	28	28	28	28	28	28	28	24	26	28
LEST	28	28	27	28	28	28	28	28	24	25	28
LEVC	28	28	28	28	28	28	28	28	24	26	28
LEZL	28	28	28	28	28	28	28	28	24	26	28
Finlândia											
EFHK	28	28	28	28	28	28	28	28	23	26	28
França											
LFBD	28	28	28	28	28	28	27	28	22	27	28
LFBO	28	28	28	28	28	28	27	28	22	27	27
LFBT	28	0	0	0	0	0	0	0	22	27	28
LFLL	28	28	28	28	28	28	28	28	23	26	28
LFML	28	28	27	28	28	28	26	28	22	27	27
LFMN	28	28	27	28	28	28	27	28	23	27	28
LFMT	28	28	26	28	28	28	19	28	23	27	28
LFPG	28	28	28	28	28	28	27	28	21	26	28
LFPO	28	28	27	28	28	28	27	28	23	26	28
LFSB	28	28	28	28	28	28	28	28	22	26	27
Holanda											
EHAM	28	28	24	28	28	28	28	28	24	25	28
EHRD	28	28	24	28	27	28	28	28	23	25	27
Húngria											
LHBP	28	28	28	28	27	28	28	28	22	26	28
Inglaterra											
EGFF	28	28	28	28	28	28	27	28	23	27	28
EGGW	28	28	26	28	28	28	28	28	22	27	28
EGKK	28	28	28	28	28	28	28	28	23	27	27
EGLL	28	28	28	28	27	28	28	28	24	27	27

Local	Prev.	2007				2008				2009	
		Mar	Jun	Set	Nov	Mar	Jun	Set	Nov	Mar	Jun
Irlanda											
EIDW	28	28	28	27	28	27	28	28	23	25	28
EINN	28	28	28	27	28	27	28	28	23	25	28
Itália											
LIMC	28	28	28	28	28	28	28	28	24	27	28
LIMF	28	28	28	28	28	28	28	28	23	27	28
LIMJ	28	28	28	28	28	28	28	28	23	27	28
LIML	28	28	28	28	28	28	28	28	23	27	28
LIRF	28	28	28	28	28	28	28	28	24	27	28
Luxemburgo											
ELLX	28	28	28	28	28	28	28	28	24	25	28
Polónia											
EPWA	28	28	28	28	28	28	28	28	20	27	26
Portugal											
LPAZ	28	28	27	28	28	28	28	28	26	27	28
LPFR	28	28	28	28	28	28	28	28	25	27	28
LPPR	28	28	28	28	28	25	28	28	25	27	28
LPPS	28	28	28	28	28	28	28	28	26	27	28
LPPT	28	28	28	28	28	28	28	28	26	27	28
República Tcheca											
LKPR	28	28	28	28	28	28	28	28	24	28	28
Rússia											
UUEE	28	28	28	28	28	28	24	24	24	26	26
Slováquia											
LZIB	28	28	27	28	28	28	28	28	28	0	0
Suíça											
LSGG	28	28	25	28	27	27	28	27	23	26	28
LSZH	28	28	28	27	27	27	28	27	23	26	28
Region ASIA Austrália											
YSSY	28	0	0	0	0	0	0	0	0	0	0
Nova Zelândia											
NZAA	28	28	28	28	28	27	26	28	25	27	25
NZCH	28	0	28	28	28	27	27	28	25	27	25
NZWN	28	28	28	28	28	27	26	28	25	27	25

- D13 -

Local	Prev.	2007				2008				2009	
		Mar	Jun	Set	Nov	Mar	Jun	Set	Nov	Mar	Jun
Region PAC Polinésia Francesa											
NTAA	28	28	28	28	27	24	23	25	25	27	26
NTTG	28	0	0	0	0	0	0	0	0	0	0

Nota: No previsto Intercâmbio de TAF en el período.

- FIN -