



---

**Agenda Item 5: Exchange of OPMET Information**

(Presented by Brazil)

**Summary**

This working paper presents a comparison of message availability in the Brasilia International Data Bank.

**References:**

- ANP FASID CAR/SAM; FASID Tables MET 2A and MET 2B
- Catálogue of OPMET Data availability in the Brasilia OPMET Data Bank.

1. **Introduction**

1.1 During the operational controls carried out by the OPMET Bank from 2004 to 2008, a great number of omissions have been note in OPMET messages in the Brasilia Bank and the subsequent detriment of air operations.

2. **General considerations**

2.1 In order to identify the deficiencias related with the availability of information in the Brasilia OPMET Bank, Brazil carried out a comparative study of the availability of OPMET messages in the period contained in **Appendix A**.

2.2 **Appendix B** presents a table with a comparative study of METAR availability.

2.3 **Appendix C** presents the graphics of the comparative study of METAR availability.

2.4 **Appendix D** presents a table with the comparative study of TAF availability

3. **Action suggested to the meeting**

3.1 Brazil invites the meeting to consider the information contained in this working paper and to adopt the pertinent actions.

**APPENDIX A****Periods of the comparative study of the results of the availability of OPMET messages in the Brasilia OPMET Bank**

- 10 al 16 de marzo de 2004
- 10 al 16 de junio de 2004
- 10 al 16 de noviembre de 2004
- 10 al 16 de marzo de 2005
- 10 al 16 de junio de 2005
- 10 al 16 de septiembre de 2005
- 10 al 16 de noviembre de 2005
- 10 al 16 de marzo de 2006
- 10 al 16 de junio de 2006
- 10 al 16 de septiembre de 2006
- 10 al 16 de noviembre de 2006
- 10 al 16 de marzo de 2007
- 10 al 16 de junio de 2007
- 03 al 09 de septiembre de 2007
- 10 al 16 de noviembre de 2007
- 10 al 16 de marzo de 2008

## APPENDIX B

Table with METAR availability in the Brasilia OPMET Bank

Local	Horário de Func.	Prev.	2004			2005				2006				2007				2008
			Mar	Jun	Nov	Mar	Jun	Set	Nov	Mar	Jun	Set	Nov	Mar	Jun	Set	Nov	Mar
<b>Região SAM</b>																		
<b>Argentina</b>																		
SAAR	H-24	168	0	1	0	0	0	0	2	2	1	3	1	2	1	0	3	164
SABE	H-24	168	155	159	165	164	156	101	158	157	133	163	159	143	160	138	134	116
SACO	H-24	168	151	165	161	143	159	100	151	167	141	167	167	162	167	167	162	167
SADD	0900/0000	112	89	76	90	5	37	88	79	0	0	0	0	0	0	0	0	0
SADF	H-24	168	109	88	7	81	99	57	118	2	0	0	0	1	0	0	2	131
SAEZ	H-24	168	160	165	164	166	165	167	162	167	141	166	166	161	165	2	126	165
SAME	H-24	168	164	167	166	166	155	102	166	164	142	166	166	160	167	163	160	165
SANT	H-24	168	0	2	162	159	154	99	154	164	136	156	153	152	163	167	162	166
SARE	H-24	168	159	165	163	164	157	101	162	166	144	163	168	165	168	168	162	167
SARF	H-24	168	160	167	166	161	156	98	167	167	142	168	168	161	168	168	162	167
SARI	H-24	168	158	165	166	159	158	97	166	161	145	168	167	161	165	166	161	167
SARP	H-24	168	159	163	165	159	155	100	165	167	143	166	167	162	168	168	162	167
SASA	H-24	168	155	161	132	160	156	99	160	163	137	164	164	156	166	166	162	163
SASJ	H-24	168	91	99	97	101	93	63	154	164	142	166	166	158	167	161	154	166
SAVC	H-24	168	0	2	167	160	157	98	166	165	138	165	164	160	166	39	144	166
SAWE	0900/2300	105	102	93	97	99	74	62	95	102	85	96	93	86	82	97	86	89
SAWG	H-24	168	166	168	165	162	0	102	166	161	141	152	158	154	167	167	158	166
SAWH	H-24	168	0	0	156	158	145	96	150	126	131	144	146	146	130	149	125	155
SAZM	H-24	168	154	52	0	0	0	0	0	1	134	149	154	147	155	151	133	154
SAZN	H-24	168	0	2	120	136	92	84	137	1	0	1	0	1	1	0	3	110
SAZS	H-24	168	110	87	30	114	98	77	118	2	0	3	0	0	2	2	4	99
<b>Bolívia</b>																		
SLCB	H-24	168	160	163	164	165	155	156	160	155	144	166	163	167	165	163	162	164
SLCO	H-24	168						0	0	2	2	2	0	3	0	4	1	2
SLET	1000/0000	105						1	1	0	3	1	0	3	1	2	0	0
SLLP	H-24	168	162	164	164	165	155	157	160	159	143	167	165	166	164	165	167	168
SLPO	H-24	168						0	0	0	3	1	0	1	0	1	1	2
SLPS	1100/2200	84						63	66	49	3	1	0	3	1	3	0	2
SLSU	H-24	168						0	0	0	3	2	0	2	1	4	1	2
SLTJ	1000/2300	98						0	0	27	83	93	96	99	97	96	93	91
SLTR	0900/2300	105						0	0	27	88	98	98	99	100	99	101	101
SLVR	H-24	168	161	164	164	164	154	155	160	157	144	166	165	167	165	165	144	165
<b>Chile</b>																		
SCAR	H-24	168	148	154	153	164	146	101	164	168	142	166	163	160	166	165	151	165
SCBA	H-24	168						0	165	78	94	114	58	63	164	69	59	163
SCCF	HR <sup>(1)</sup>	112						0	109	112	96	114	107	107	114	112	104	112
SCCI	H-24	168	143	157	153	164	145	101	163	166	126	145	147	144	162	157	144	153
SCDA	H-24	168	147	165	163	162	152	99	164	168	141	166	162	159	167	165	153	166
SCEL	H-24	168	163	166	160	168	155	95	163	168	140	167	163	160	167	165	153	166
SCFA	H-24	168	159	157	159	165	153	100	164	168	141	165	163	160	167	165	152	166
SCIE	H-24	168	157	162	150	163	148	100	165	168	134	161	157	159	157	160	149	160
SCIP	1200/0300	112	92	109	101	107	95	72	106	111	94	109	106	103	108	109	101	110
SCJO	HR <sup>(2)</sup>	84						0	91	91	77	90	85	77	73	88	83	93
SCSE	H-24	168						0	164	168	139	167	161	160	166	165	152	165
SCTC	H-24	168	136	158	159	157	152	100	165	167	139	164	162	159	160	151	148	163
SCTE	H-24	168	145	164	161	163	150	97	165	167	137	159	158	153	151	159	150	155
1 - IVNO: MON-FRI 1100/0315, SAT 1100/2315, SUN 1300/0315. / VRNO: MON-FRI 1000/0215, SAT 1000/2215, SUN 1200/0215																		
2 - IVNO 1230/0015; VRNO 1130/2315																		



- B3 -

Local	Horário de Func.	Prev.	2004			2005				2006				2007				2008
			Mar	Jun	Nov	Mar	Jun	Set	Nov	Mar	Jun	Set	Nov	Mar	Jun	Set	Nov	Mar
<b>Suriname</b>																		
SMJP	H-24	168	101	98	0	160	0	153	155	143	156	141	151	86	0	130	118	119
SMNI	H-24	168	0	0	0	68	0	76	42	55	61	90	98	61	0	79	68	68
SMZO	0900/0000	112	0	0	0	0	0	94	100	94	97	88	97	61	0	89	78	79
<b>Uruguai</b>																		
SUAA	0700/2200	112	78	84	90	86	81	84	92	95	68	83	88	86	65	86	92	84
SUCA	1200/2300	84	70	57	73	75	76	61	34	42	37	49	27	32	23	20	22	22
SULS	1000/0300	126	112	113	116	120	115	122	123	119	98	121	120	122	87	124	122	150
SUMU	H-24	168	147	163	164	157	158	166	164	165	138	165	164	164	116	164	167	164
SURV	1000/2200	91	0	1	0	0	0	0	0	1	0	0	0	0	0	0	0	0
SUSO	1000/2200	91						0	0	1	0	0	0	0	0	0	0	0
<b>Venezuela</b>																		
SVAC	H-24	168						0	0	65	6	3	0	3	0	87	92	77
SVBC	H-24	168	113	126	123	126	126	151	143	164	138	148	146	163	62	0	153	146
SVBI	H-24	168						0	0	67	6	3	0	2	0	85	85	55
SVBM	1000/0400	133						0	0	67	6	3	0	1	0	126	125	117
SVCB	H-24	168						0	0	80	6	3	0	1	0	106	118	36
SVCL	H-24	168						0	0	64	5	3	1	2	0	38	85	14
SVCR	H-24	168						6	12	63	23	15	29	64	64	93	97	86
SVCU	H-24	168						0	0	0	0	0	0	1	2	0	0	12
SVFM	H-24	168						0	0	8	0	0	0	0	0	61	45	0
SVGI	H-24	168						0	0	0	0	0	0	0	0	62	57	0
SVGU	H-24	168						0	0	69	5	3	1	1	0	79	86	31
SVHG	H-24	168						0	0	0	0	0	0	0	0	0	0	0
SVJC	1000/2200	91	27	49	55	63	40	0	41	70	66	79	71	78	66	84	82	72
SVJM	H-24	168						0	0	64	4	2	1	1	0	60	62	1
SVMC	H-24	168	161	164	156	157	161	150	117	158	162	156	158	159	143	160	158	95
SVMD	H-24	168						7	19	72	22	22	14	22	22	74	93	42
SVMG	H-24	168	154	163	159	164	160	163	157	162	164	153	160	159	148	164	160	156
SVMI	H-24	168	166	167	162	166	166	165	164	164	164	161	164	162	150	163	164	165
SVMT	1000/0400	133						0	0	80	6	2	0	1	0	26	69	28
SVPA	H-24	168						0	0	0	3	3	1	1	0	76	76	0
SVSA	H-24	168	69	112	118	117	108	47	48	86	55	61	34	74	65	83	90	76
SVSO	H-24	168						0	0	1	0	2	0	1	0	32	18	35
SVSR	H-24	168						0	0	52	5	3	1	2	0	55	95	28
SVTM	H-24	168														0	0	0
SVVA	1000/0200	119	94	111	115	109	102	101	100	106	94	77	77	107	94	105	116	78
SVVP	H-24	168						0	0	0	0	1	0	2	0	26	28	9
<b>Região CAR</b>																		
<b>Anguilla</b>																		
TQPF	1100/2200	84	1	24	70	0	56	43	54	58	69	65	38	59	65	60	69	57
<b>Antígua e Barbuda</b>																		
TAPA	H-24	168	141	154	143	166	158	120	163	162	163	0	142	165	165	167	164	144
<b>Antilhas Francesas</b>																		
TFFF	H-24	168	165	168	166	130	168	167	168	155	165	166	167	166	168	167	168	167
TFFR	H-24	168	161	103	168	33	167	160	161	153	168	162	167	160	151	152	168	164



- B5 -

Local	Horário de Func.	Prev.	2004			2005				2006				2007				2008
			Mar	Jun	Nov	Mar	Jun	Set	Nov	Mar	Jun	Set	Nov	Mar	Jun	Set	Nov	Mar
<b>Guatemala</b>																		
MGFL	H-24	168	8	0	0	0	0	0	0	0	0	0	0	0	0	0	0	0
MGGT	H-24	168	119	138	167	168	162	157	164	167	161	168	158	165	166	166	168	168
MGPB	H-24	168	106	133	156	161	162	151	159	166	160	164	154	160	150	145	154	164
MGSJ	H-24	168	105	133	156	158	161	149	159	163	158	161	154	161	147	145	154	162
MGTK	H-24	168						151	157	164	160	166	154	161	150	146	155	161
<b>Haiti</b>																		
MTCH	1200/2300	84	0	0	7	0	0	30	30	44	0	0	0	0	0	0	0	0
MTPP	1100/0000	98	25	4	49	18	11	65	70	79	11	26	9	25	22	0	0	7
<b>Honduras</b>																		
MHLC	H-24	168	99	125	107	73	83	92	94	145	81	118	108	164	143	159	162	158
MHLM	H-24	168	94	140	115	87	97	100	92	96	72	119	127	128	133	143	149	151
MHRO	H-24	168	67	71	76	64	75	77	67	84	57	80	70	155	77	92	131	89
MHTG	H-24	168	115	153	120	117	130	122	131	154	102	137	136	154	143	141	161	163
<b>Ilhas Bahamas</b>																		
MYAM	H-24	168	0	0	0	0	0	0	0	0	0	0	0	0	0	0	0	0
MYAT	H-24	168	0	0	0	0	0	0	0	0	0	0	0	0	0	0	0	0
MYBS	H-24	168	0	0	0	0	0	0	0	0	0	0	0	0	0	0	0	0
MYEG	H-24	168	0	0	0	0	0	0	1	0	2	0	0	1	0	0	0	0
MYEH	H-24	168	0	0	0	0	0	0	0	0	0	0	0	0	0	0	0	0
MYEM	H-24	168	0	0	0	0	0	0	0	0	0	0	0	0	0	0	0	0
MYER	H-24	168						0	0	0	0	0	0	0	0	0	0	0
MYGF	H-24	168	0	0	2	0	0	0	2	2	3	0	0	0	0	0	0	2
MYGW	H-24	168	0	0	0	0	0	0	0	0	0	0	0	0	0	0	0	0
MYLS	H-24	168	0	0	0	0	0	0	0	0	0	0	0	0	0	0	0	0
MYNN	H-24	168	0	0	3	0	0	0	2	2	4	9	0	2	0	0	0	27
MYSM	H-24	168	0	0	0	0	0	0	0	0	0	0	0	0	0	0	0	0
<b>Ilhas Cayman</b>																		
MWCB	H-24	168	0	0	53	0	0	0	0	0	0	0	0	1	0	0	0	00
MWCR	1200/0300	112	81	91	96	0	0	0	0	0	0	0	0	4	0	0	0	0
<b>Ilhas Turks and Caicos</b>																		
MBGT	H-24	168	0	0	1	0	0	0	0	0	0	0	0	0	0	0	0	0
MBPV	H-24	168	0	0	2	0	0	0	0	1	1	0	0	0	0	0	0	0
MBSC	H-24	168	0	0	0	0	0	0	0	0	0	0	0	0	0	0	0	0
<b>Ilhas Virgens (Inglaterra)</b>																		
TUPJ	1200/0000	91	13	0	19	27	26	0	0	0	21	0	0	5	22	67	0	13
TUPW	H-24	168	0	0	0	0	0	0	0	0	0	0	0	0	0	0	0	0
<b>Ilhas Virgens (Estados Unidos)</b>																		
TIST	0700/2200	112	112	112	112	111	112	109	112	112	111	110	108	111	110	102	111	93
TISX	0600/2300	126	126	126	126	125	126	122	125	126	112	90	122	117	124	125	106	105
<b>Jamaica</b>																		
MKJP	H-24	168	160	161	158	162	157	131	159	164	158	147	156	154	152	133	148	157
MKJS	H-24	168	157	162	163	160	165	115	159	157	158	126	152	148	157	145	129	156



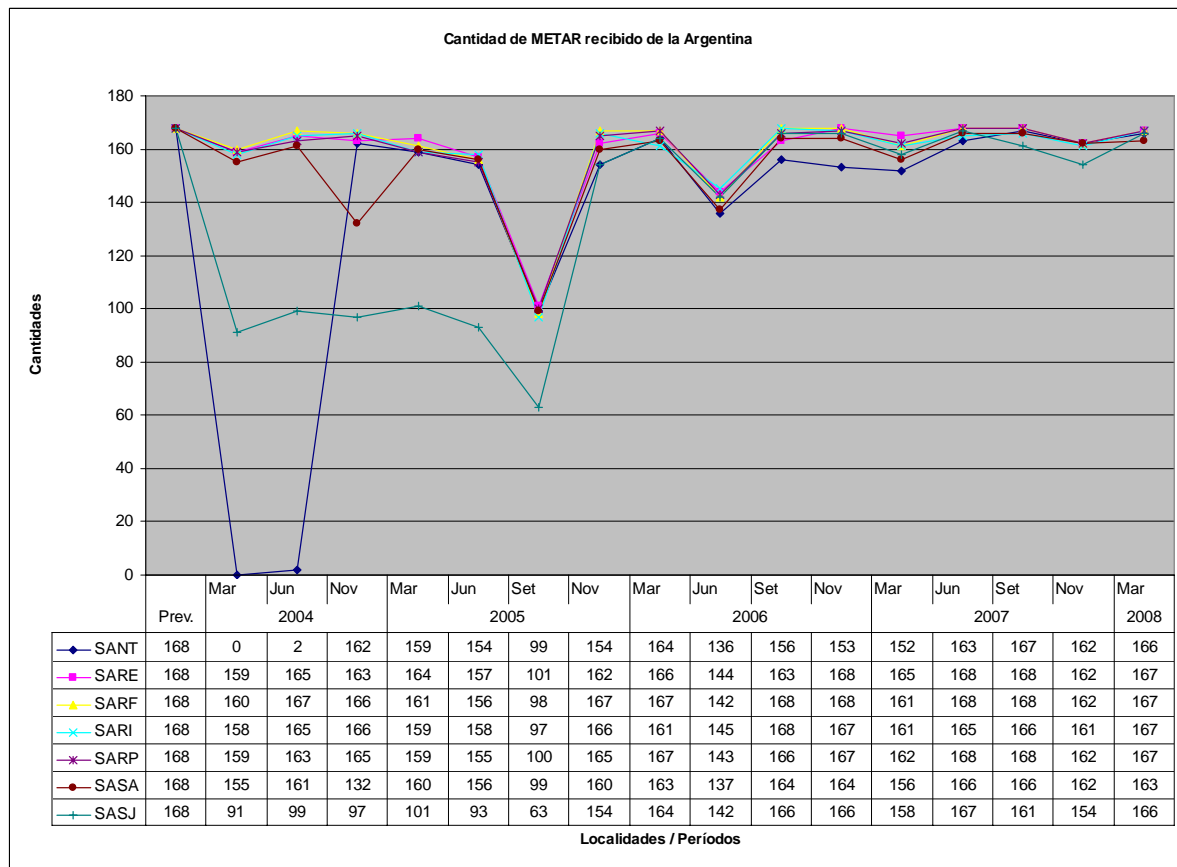
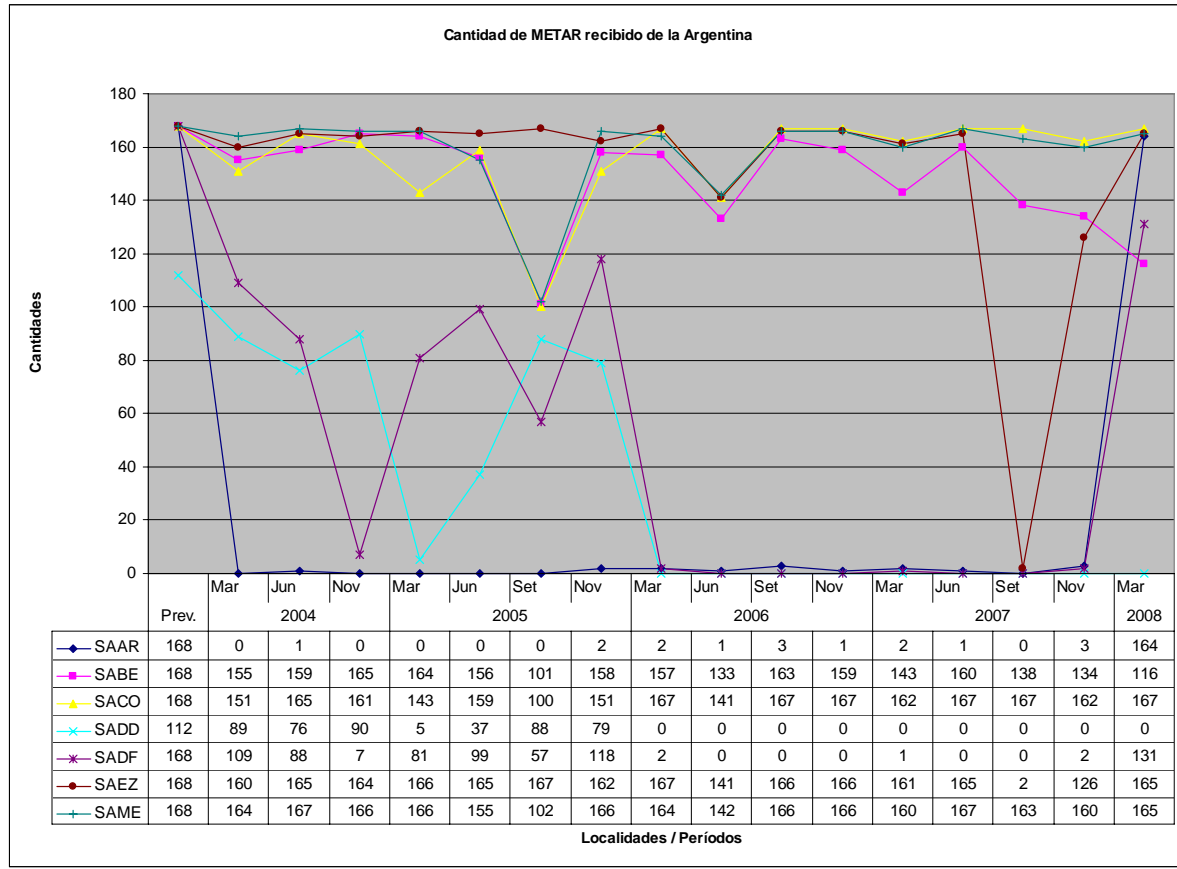
- B7 -

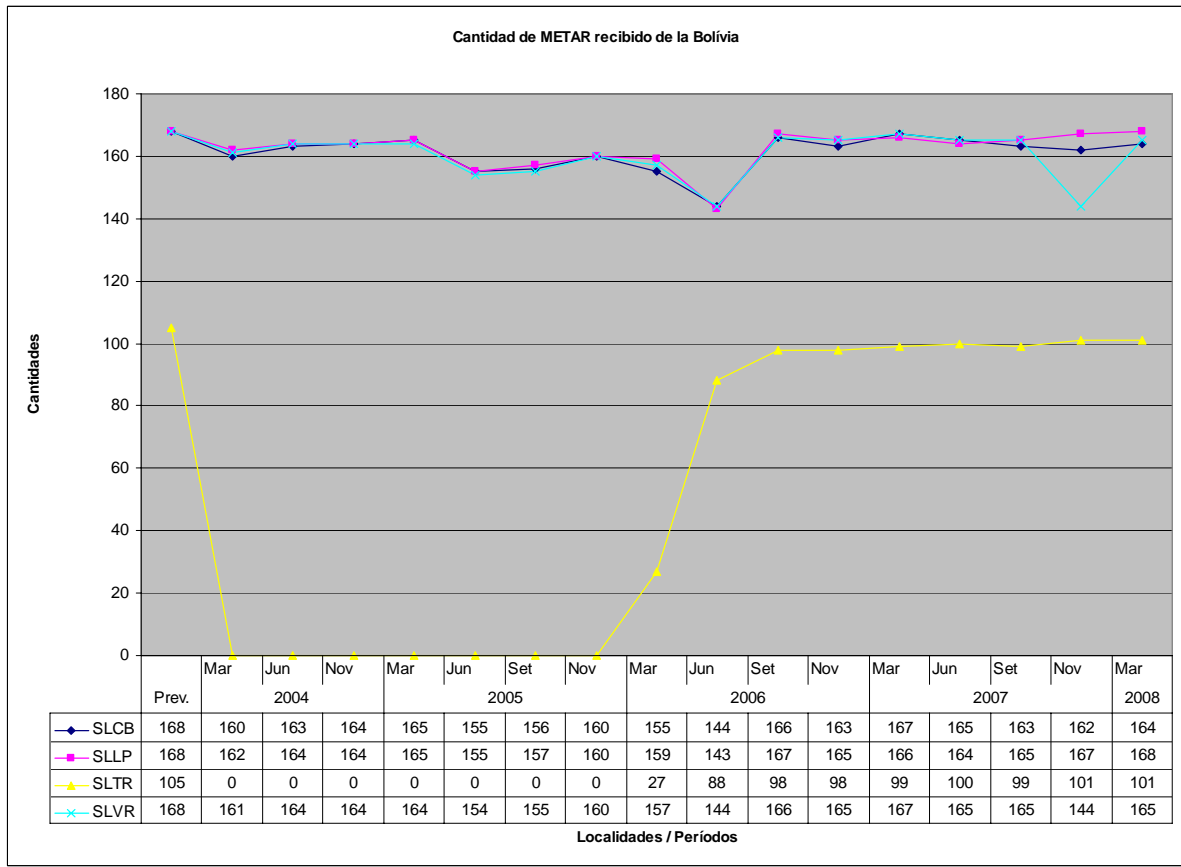
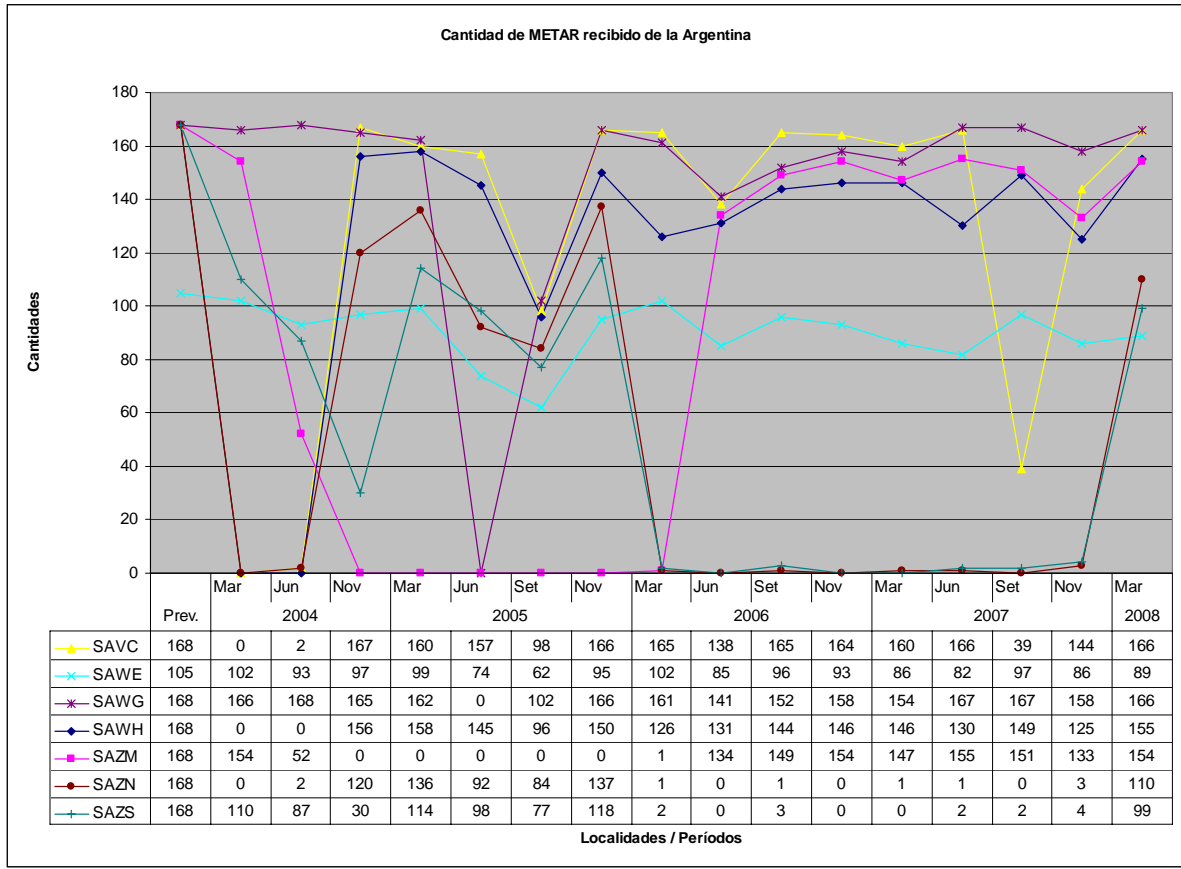
Local	Horário de Func.	Prev.	2004			2005				2006				2007				2008
			Mar	Jun	Nov	Mar	Jun	Set	Nov	Mar	Jun	Set	Nov	Mar	Jun	Set	Nov	Mar
TRPM	1000/2300	98	0	0	0	0	0	0	0	0	0	0	0	0	0	0	0	0
<b>Nicarágua</b>																		
MNMG	H-24	168	159	139	155	157	158	147	157	158	156	162	150	161	162	162	159	162
MNPC	H-24	168	62	42	27	62	55	28	64	57	45	42	53	49	47	61	51	55
<b>Porto Rico</b>																		
TJBQ	H-24	168	118	129	131	129	100	124	133	141	148	149	150	143	143	148	141	115
TJFA	H-24	168	0	0	0	0	0	0	0	0	0	0	0	0	0	0	0	0
TJMZ	H-24	168						1	89	87	85	82	80	54	0	0	0	0
TJNR	H-24	168						0	165	166	168	168	165	167	165	168	165	0
TJPS	0800/1700	70	51	53	47	45	46	42	24	15	18	31	48	51	40	59	46	28
TJSJ	H-24	168	166	167	166	167	168	162	164	165	168	168	164	167	162	166	165	145
TJVQ	H-24	168	0	0	0	0	0	0	0	0	0	0	0	0	0	0	0	0
<b>República Dominicana</b>																		
MDBH	1200/0000	91	0	0	0	0	0	0	63	1	41	64	86	86	87	87	81	87
MDHE	1200/0000	91	51	46	47	71	73	75	74	1	2	0	0	0	0	0	0	0
MDLR	H-24	168	52	51	48	63	70	71	67	58	71	77	71	78	75	80	75	88
MDPC	1200/0000	91	59	61	60	64	60	23	76	86	88	85	88	89	89	91	89	90
MDPP	1200/0000	91	88	84	82	84	89	88	83	87	89	88	88	89	88	91	89	89
MDSO	H-24	168	155	147	160	158	154	143	156	157	162	164	165	159	165	168	162	166
MDST	1200/0000	91	88	75	79	80	88	84	87	85	90	86	87	88	88	91	90	89
<b>Saint Kitts and Nevis</b>																		
TKPK	1200/0100	98	78	80	74	92	0	0	90	3	0	0	87	76	0	0	0	89
TKPN	H-24	168	40	6	22	64	0	0	79	76	0	0	36	92	0	0	0	57
<b>Santa Lúcia</b>																		
TLPC	1000/0000	105	0	11	42	58	56	26	57	58	54	27	56	45	53	37	48	55
TLPL	H-24	168	0	160	134	158	159	133	154	162	134	55	162	140	148	154	136	145
<b>San Vicente e Grenadinas</b>																		
TVSB	1000/0100	112	0	1	0	0	0	0	0	0	0	18	25	32	29	2	0	4
TVSC	1200/2200	77	0	0	0	0	0	0	0	0	0	0	0	0	0	0	0	0
TVSM	H-24	168	0	0	0	0	0	0	0	0	0	6	15	2	0	0	0	0
TVSU	H-24	168	0	2	0	0	0	0	0	0	0	17	25	32	37	0	0	0
TVSV	1000/0100	112	0	70	76	66	69	52	20	47	61	73	50	49	53	72	66	47
<b>Trinidad e Tobago</b>																		
TTCP	1000/0200	119	93	58	98	76	101	114	110	110	116	95	102	107	112	114	110	114
TPPP	H-24	168	157	104	166	110	158	160	163	164	167	165	168	167	165	166	168	166
<b>Região NAM</b>																		
<b>Canadá</b>																		
CYMX	H-24	168	166	168	167	168	168	161	165	168	168	168	164	168	167	168	168	168
CYOW	H-24	168	167	168	168	168	168	159	165	168	151	168	164	168	165	168	168	168
CYYZ	H-24	168	165	166	168	168	168	160	166	168	145	168	164	168	166	168	168	168
<b>Estados Unidos</b>																		
KATL	H-24	168	168	166	167	163	167	161	165	163	168	168	164	167	165	168	166	141
KBWI	H-24	168	168	164	167	163	167	161	160	165	165	168	164	167	164	167	165	141
KDFW	H-24	168	164	165	166	162	165	159	164	165	164	168	164	167	165	168	166	139

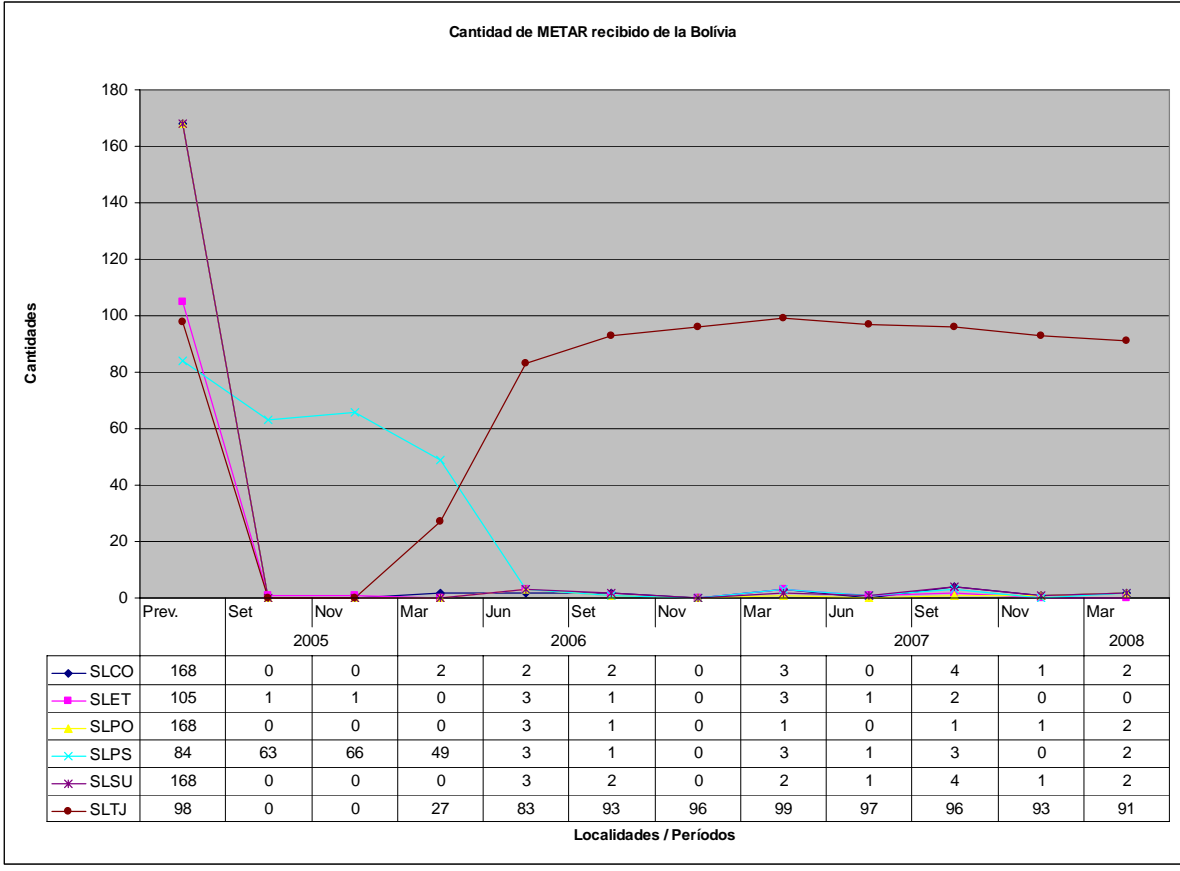
Local	Horário de Func.	Prev.	2004			2005				2006				2007				2008
			Mar	Jun	Nov	Mar	Jun	Set	Nov	Mar	Jun	Set	Nov	Mar	Jun	Set	Nov	Mar
KDTW	H-24	168	167	166	167	161	166	159	163	164	164	168	163	167	165	168	165	139
KEWR	H-24	168	167	165	166	158	166	158	164	164	162	168	164	167	166	165	165	141
KFAT	H-24	168	0	0	0	0	0	0	0	1	0	2	0	0	1	3	0	0
<b>Estados Unidos</b>																		
KFLL	H-24	168	168	165	167	161	166	160	151	165	164	164	164	167	165	168	165	139
KIAH	H-24	168	168	163	167	161	165	160	164	165	162	168	162	167	165	162	163	139
KIND	H-24	168	167	165	167	161	166	160	162	165	162	168	164	167	165	168	165	140
KJFK	H-24	168	167	165	166	161	166	160	162	165	162	168	164	167	165	164	165	141
KLAS	H-24	168	168	164	166	159	166	160	162	163	161	168	164	167	165	168	164	140
KLAX	H-24	168	168	164	166	160	166	160	155	166	161	168	164	167	165	68	165	141
KMIA	H-24	168	168	161	160	150	160	154	157	166	164	164	164	156	163	164	161	136
KMKE	H-24	168	0	1	0	0	0	0	0	2	0	1	0	0	1	5	2	0
KMSY	H-24	168	168	159	157	146	157	150	151	164	167	168	164	140	157	163	153	125
KONT	H-24	168	168	156	163	162	161	152	153	166	168	168	164	126	148	150	129	102
KORD	H-24	168	168	164	167	165	165	159	165	166	167	168	164	127	148	152	126	100
KORL	H-24	168	0	0	0	0	0	0	0	0	0	0	0	0	0	3	0	0
KPBI	H-24	168	168	168	168	165	165	100	165	165	166	164	164	124	148	151	124	98
KPHL	H-24	168	167	166	167	167	165	161	164	165	163	167	164	126	148	149	127	98
KPHX	H-24	168	168	167	167	167	164	161	165	164	165	168	164	126	148	152	127	99
KSAN	H-24	168	168	163	165	166	164	161	163	165	165	168	164	126	148	152	126	104
KSAT	H-24	168	1	0	0	0	0	0	0	4	0	2	0	0	0	6	0	0
KSFO	H-24	168	168	165	167	166	165	161	163	164	164	164	164	128	147	152	125	98
KTPA	H-24	168	168	163	167	165	162	160	162	164	165	167	164	126	148	149	128	98
KTUS	H-24	168	0	0	0	0	0	0	0	1	0	2	0	0	0	5	0	0
<b>Região NAT</b>																		
<b>Bermudas</b>																		
TXKF	H-24	168	167	165	168	166	166	161	164	164	166	168	163	166	157	82	167	165
<b>Região AFI</b>																		
<b>Cabo Verde</b>																		
GVAC	H-24	168	147	161	165	158	52	158	164	162	147	155	167	161	163	162	159	157
<b>Costa do Marfim</b>																		
DIAP	H-24	168	0	4	19	0	10	0	1	2	2	3	4	1	3	8	0	154
<b>República do Guiné</b>																		
GUCY	H-24	168	0	0	2	127	15	119	120	117	62	108	0	0	111	88	61	71
<b>Senegal</b>																		
GOOY	H-24	168	0	2	19	0	8	0	1	3	4	4	7	1	4	3	2	154
<b>Serra Leoa</b>																		
GFLI	H-24	168	0	3	20	90	35	90	102	91	66	91	0	0	87	73	84	99
<b>Região PAC</b>																		
<b>Polinésia Francesa</b>																		
NTAA	H-24	168	0	0	9	0	14	0	2	14	0	0	164	165	166	167	168	158
NTTG	H-24	168	0	0	0	0	0	0	0	0	0	0	0	0	0	0	0	0

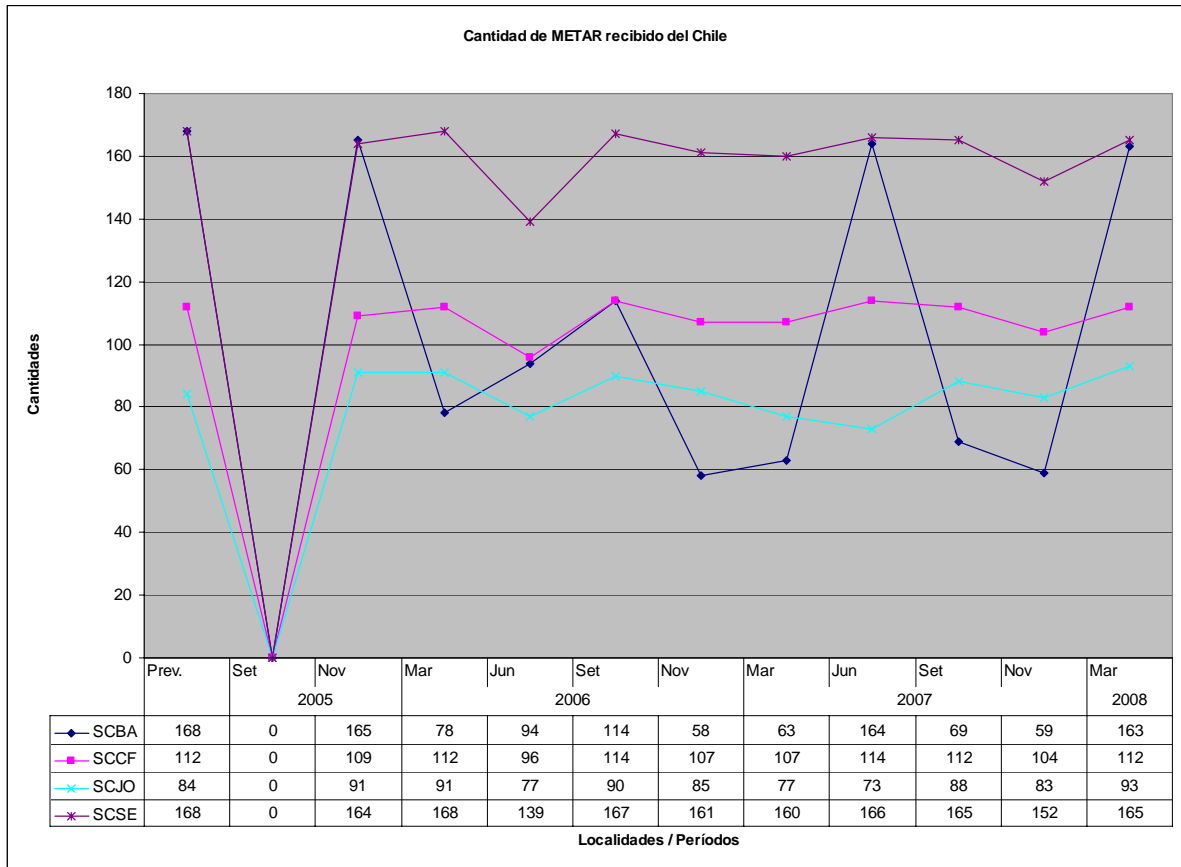
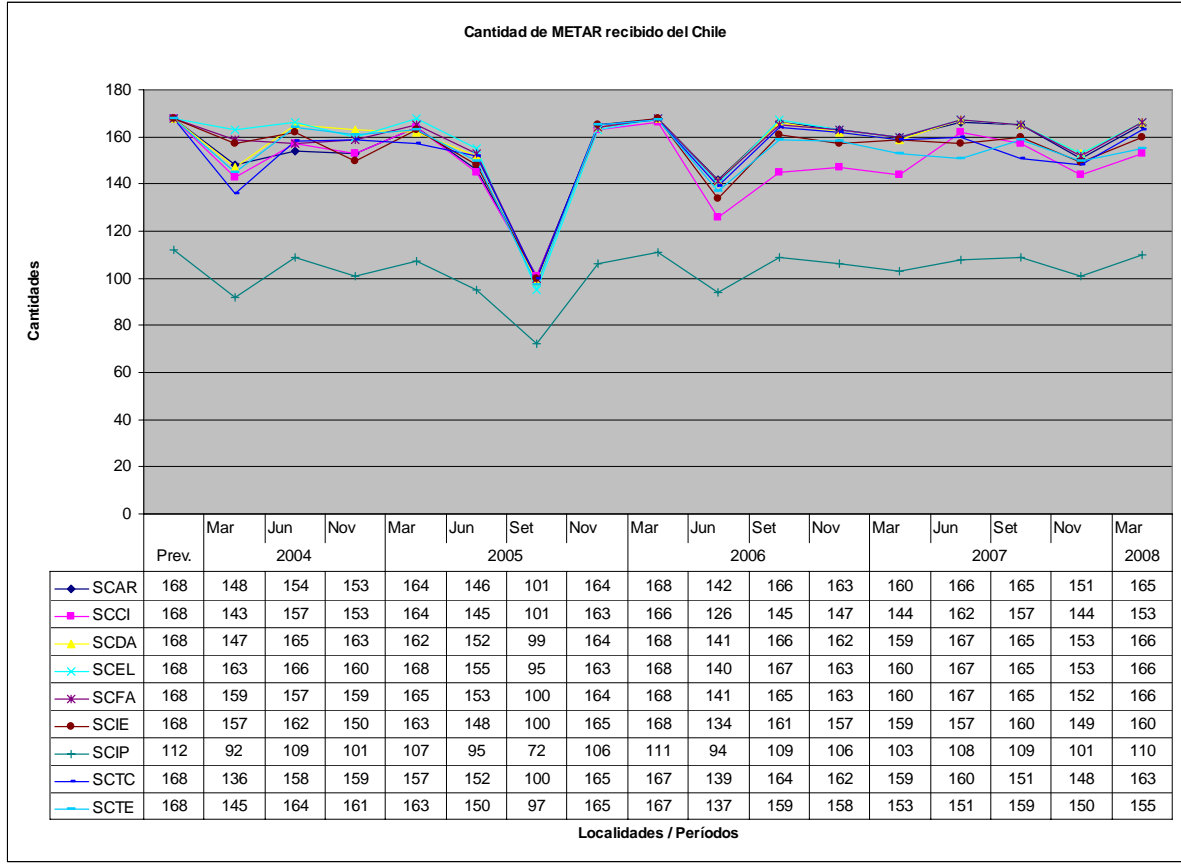
- NOTA: 1) Os horários de funcionamento foram informados pela OACI.  
2) Os horários de funcionamento em itálico foram obtidos nos AIP dos respectivos Estados.  
3)  No previsto Intercâmbio de METAR nesse período.

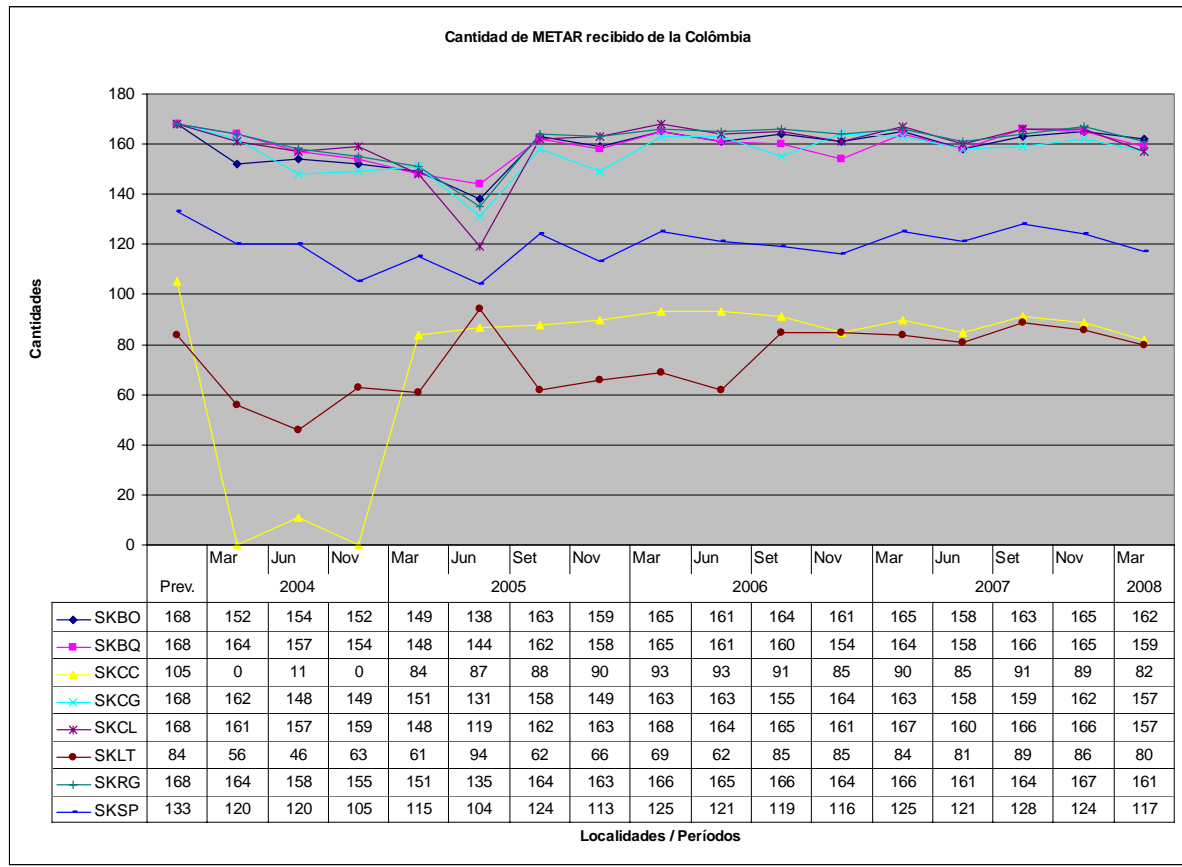
APPENDIX C

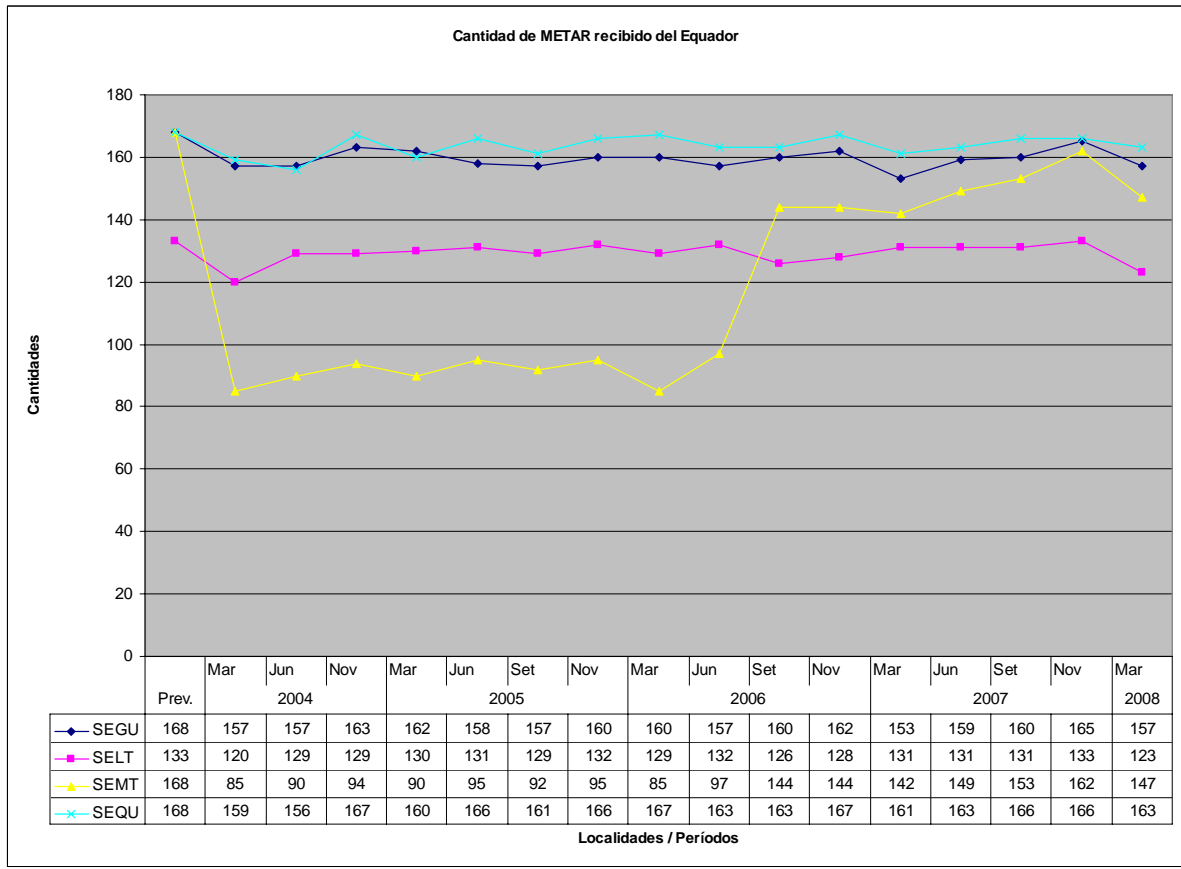
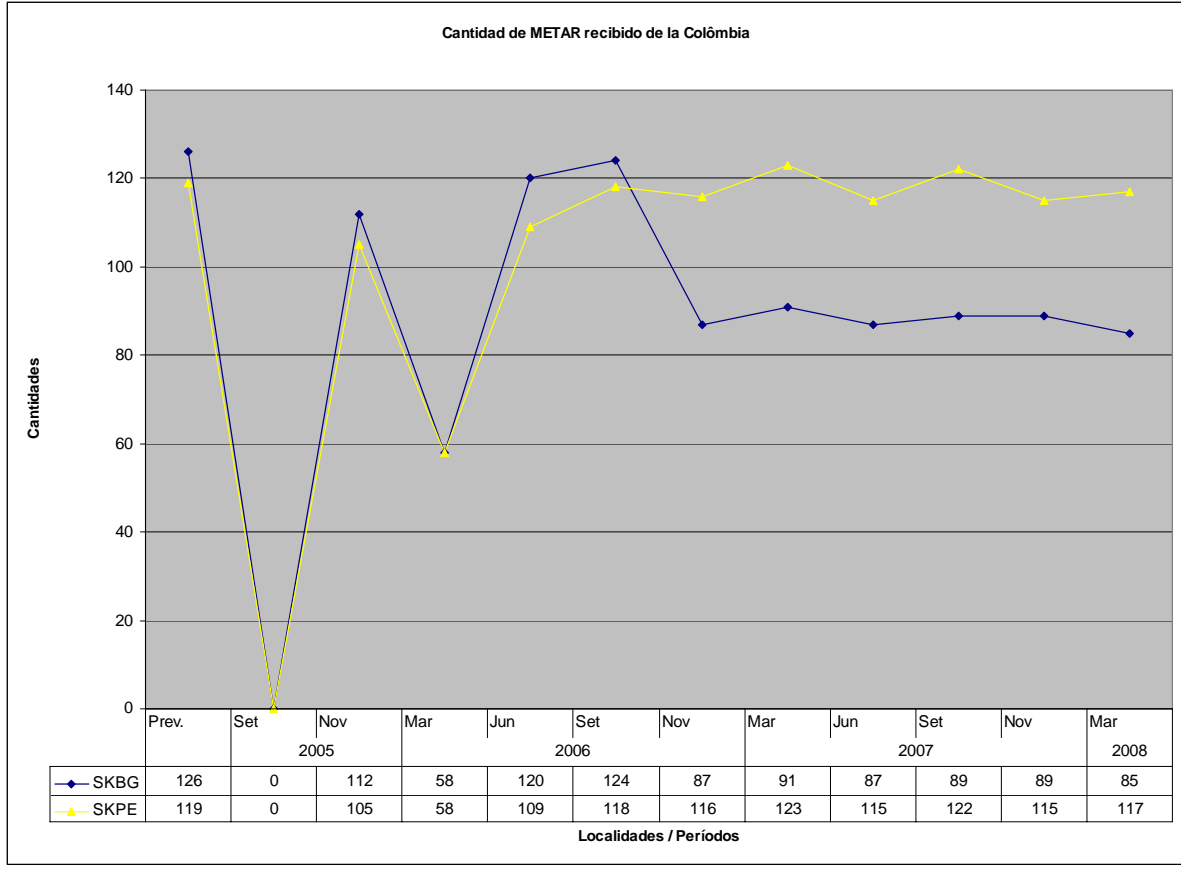


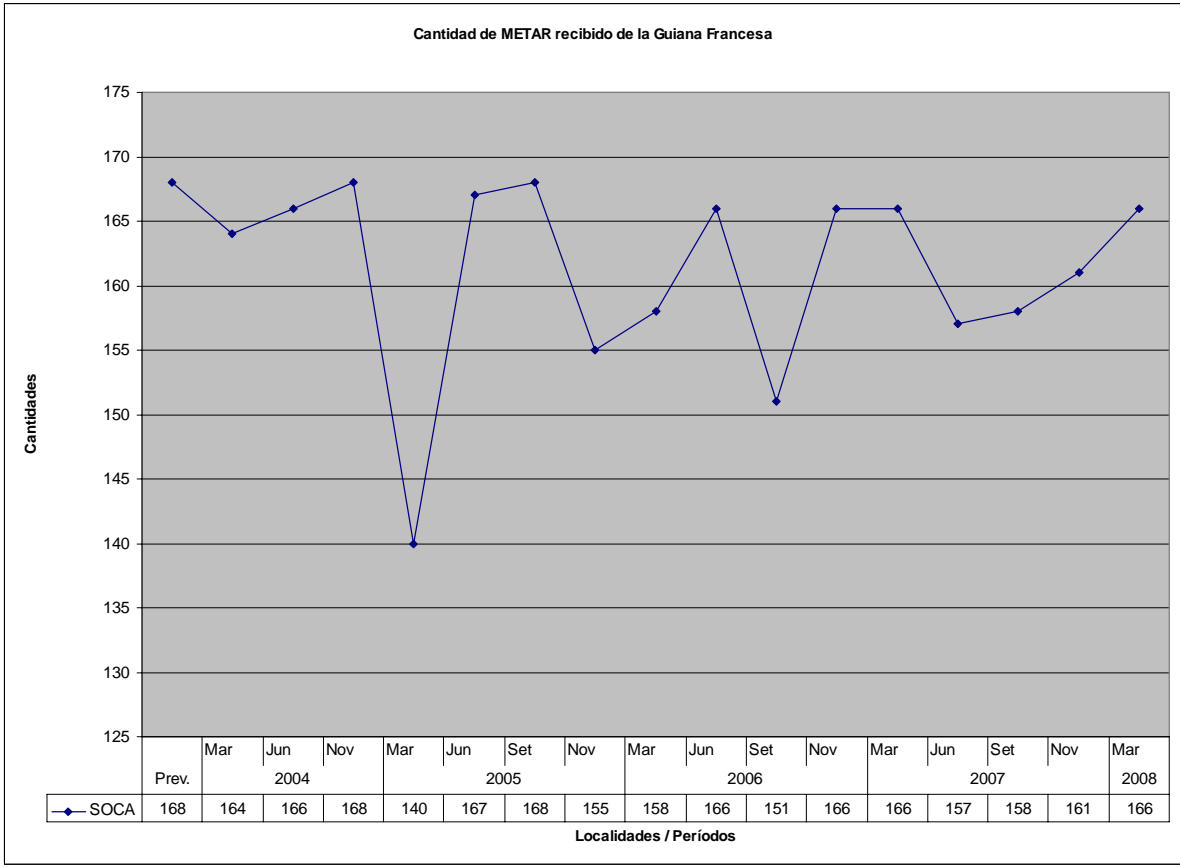
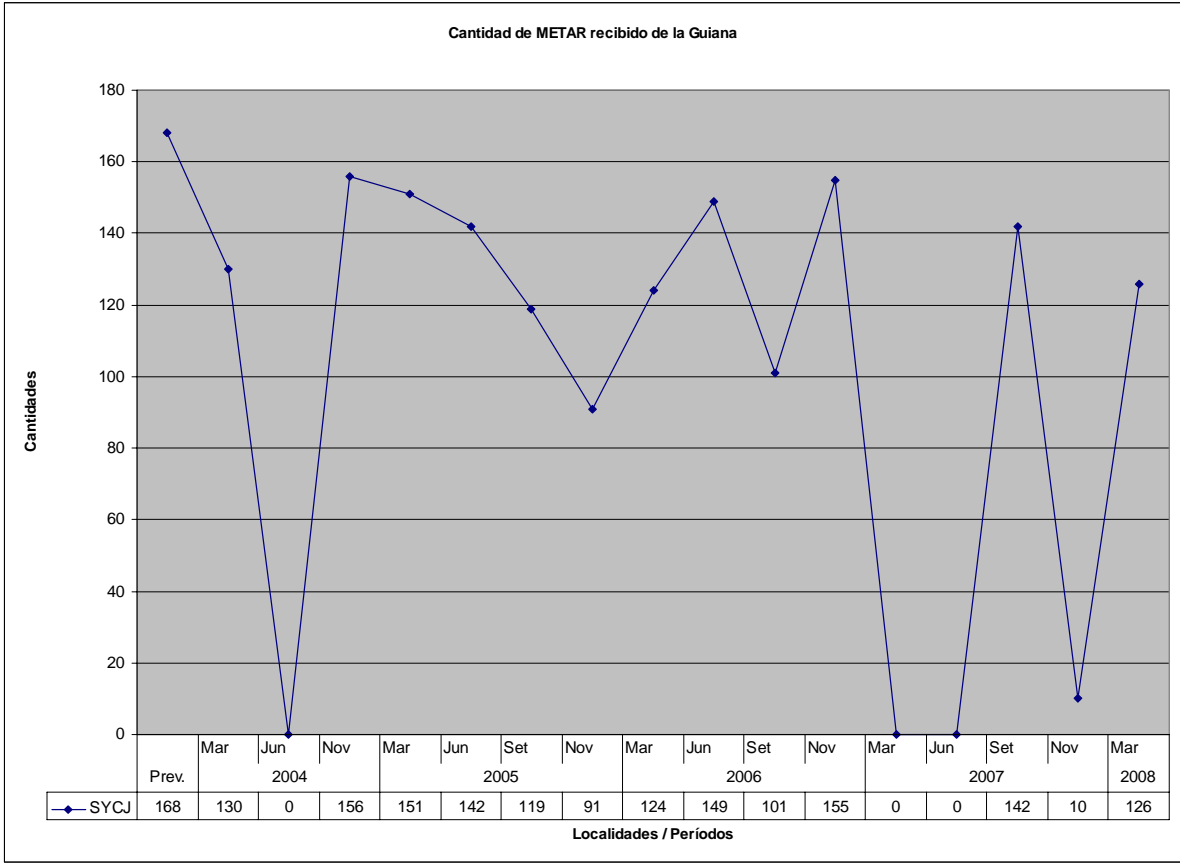


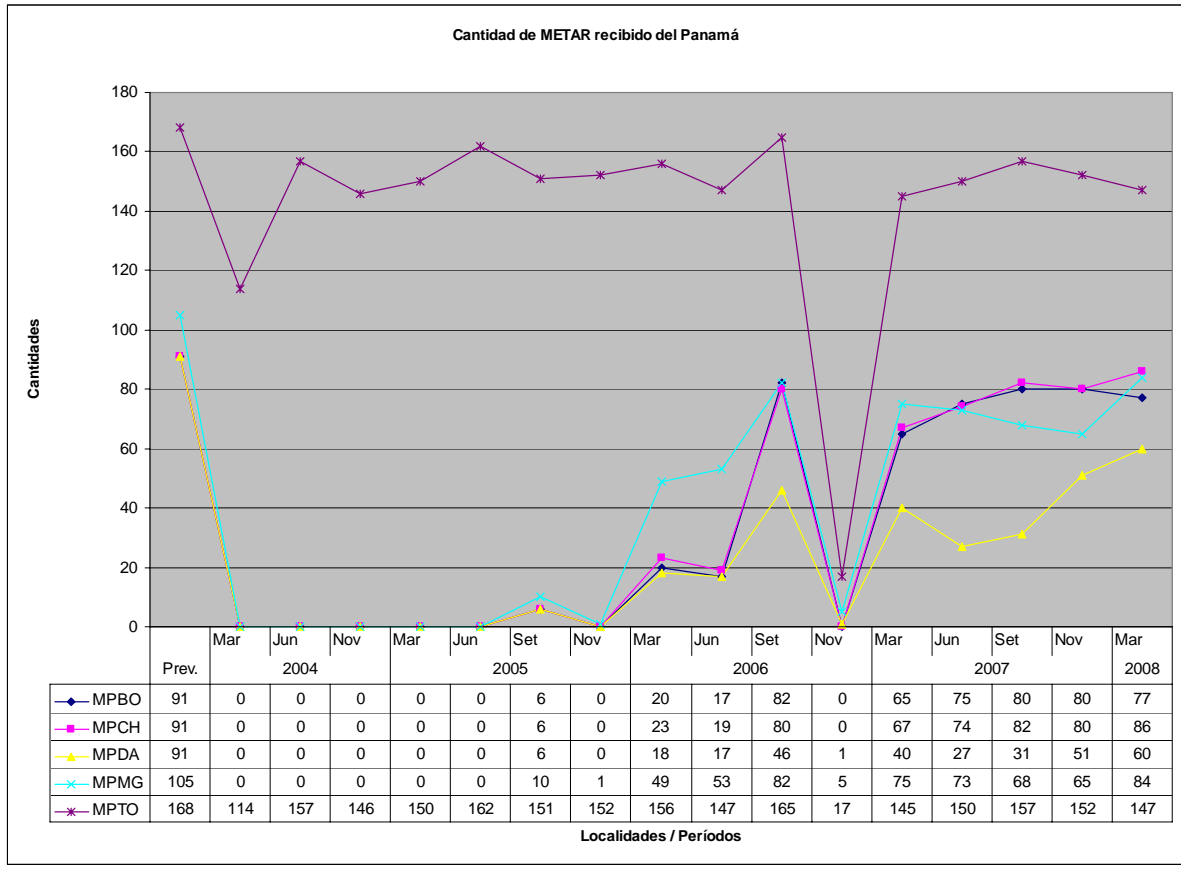


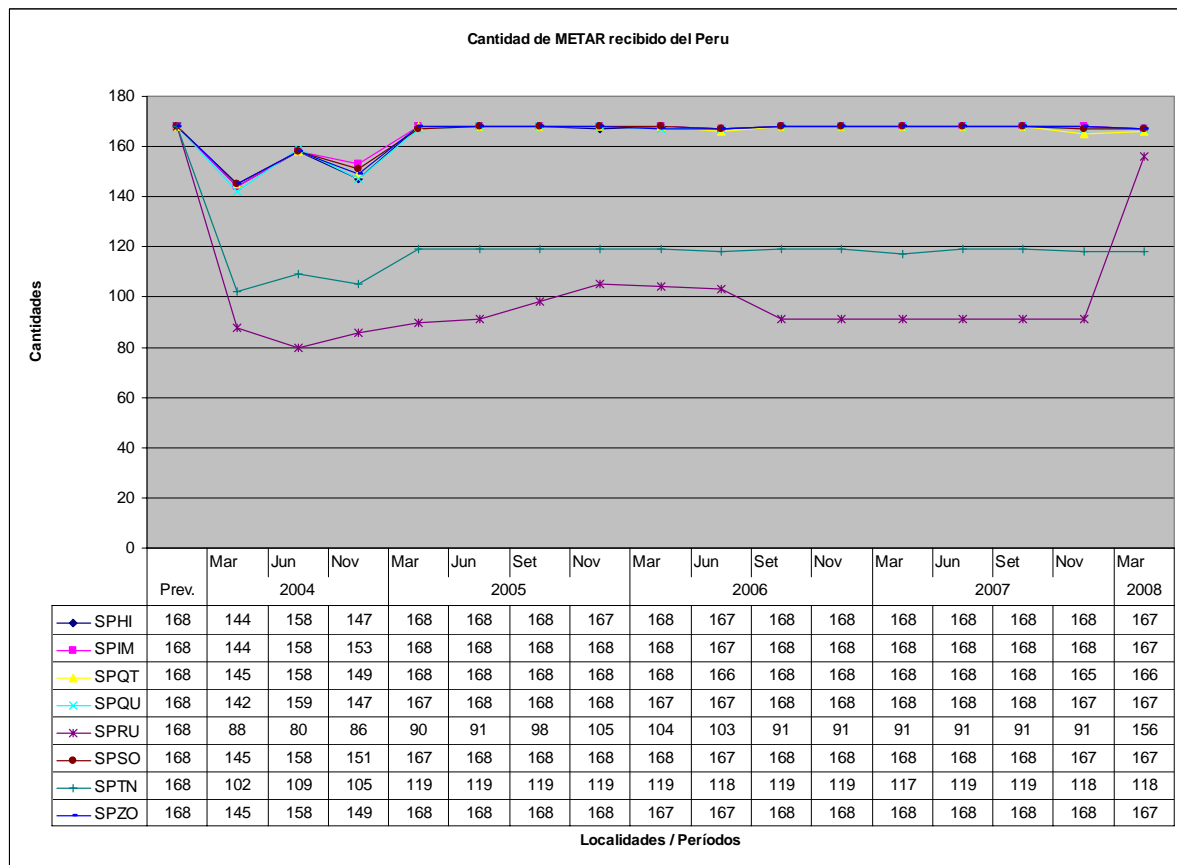
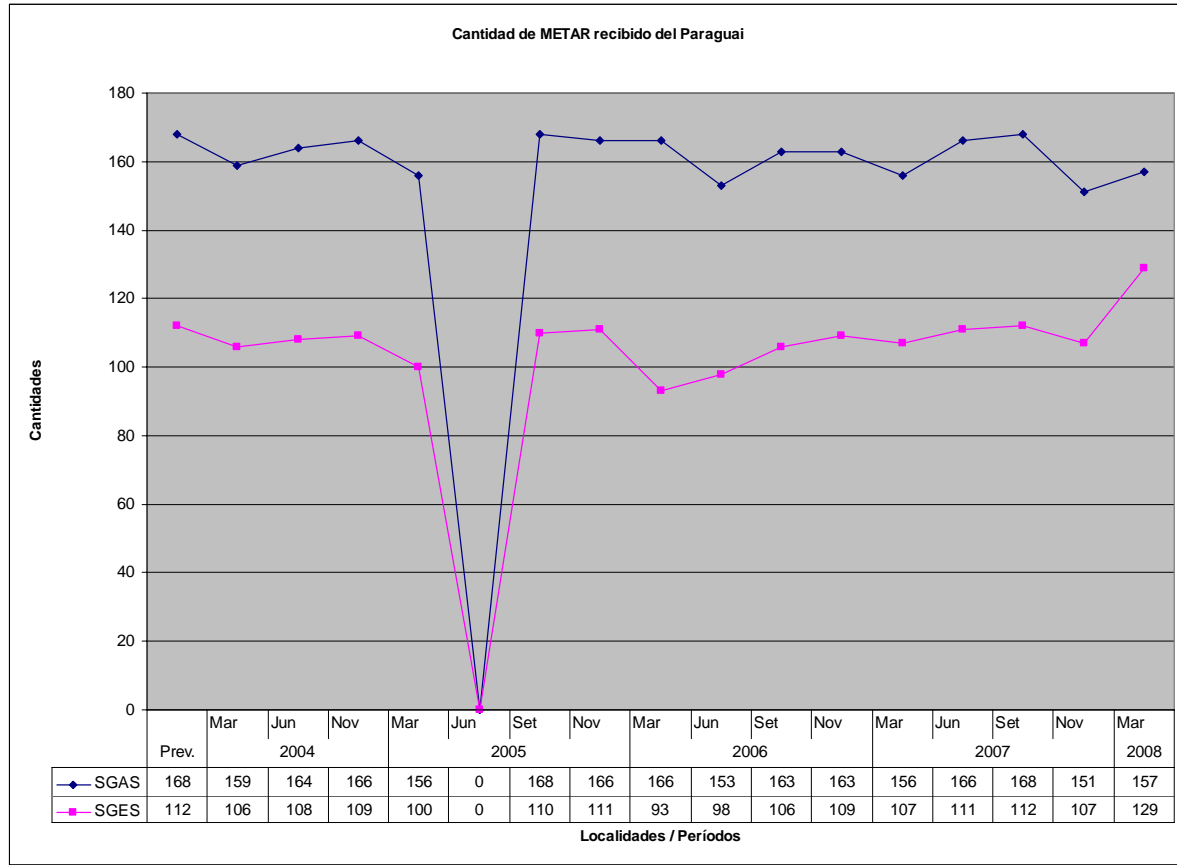


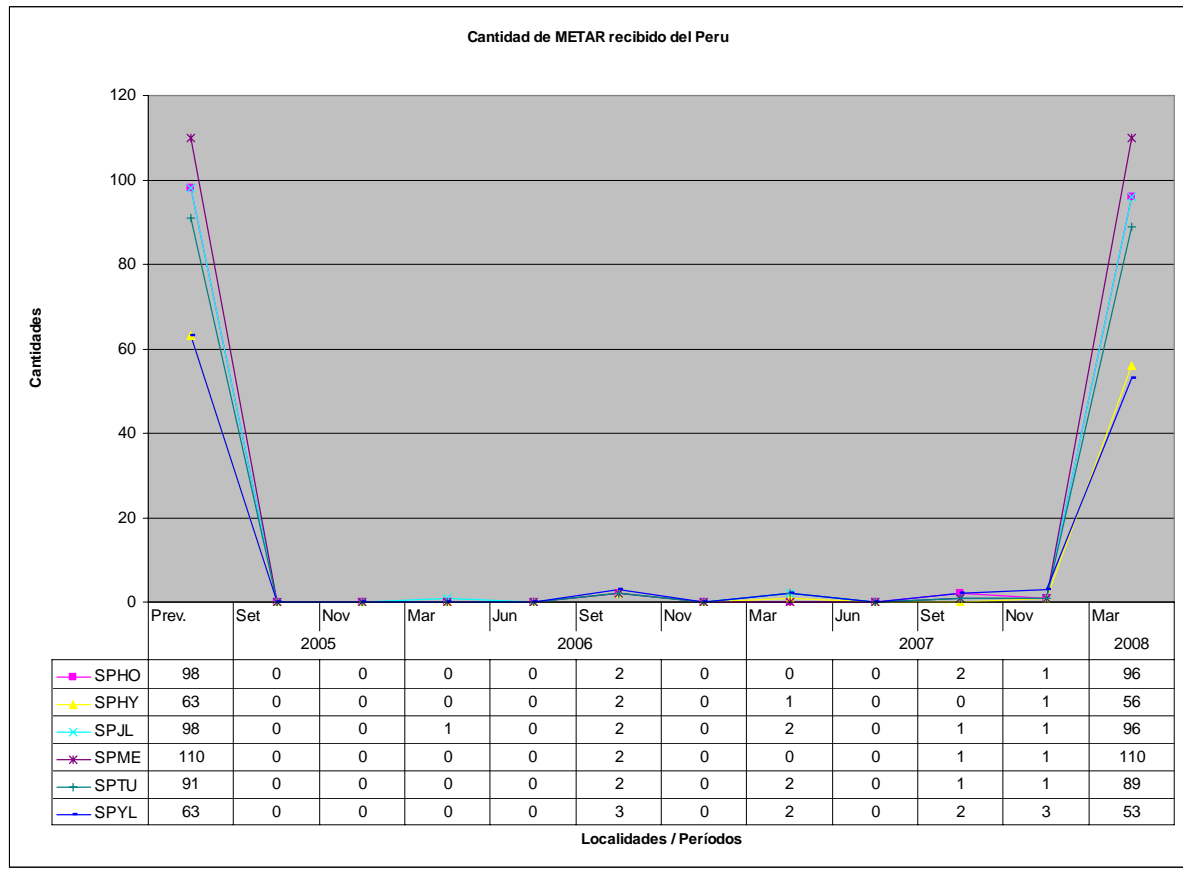


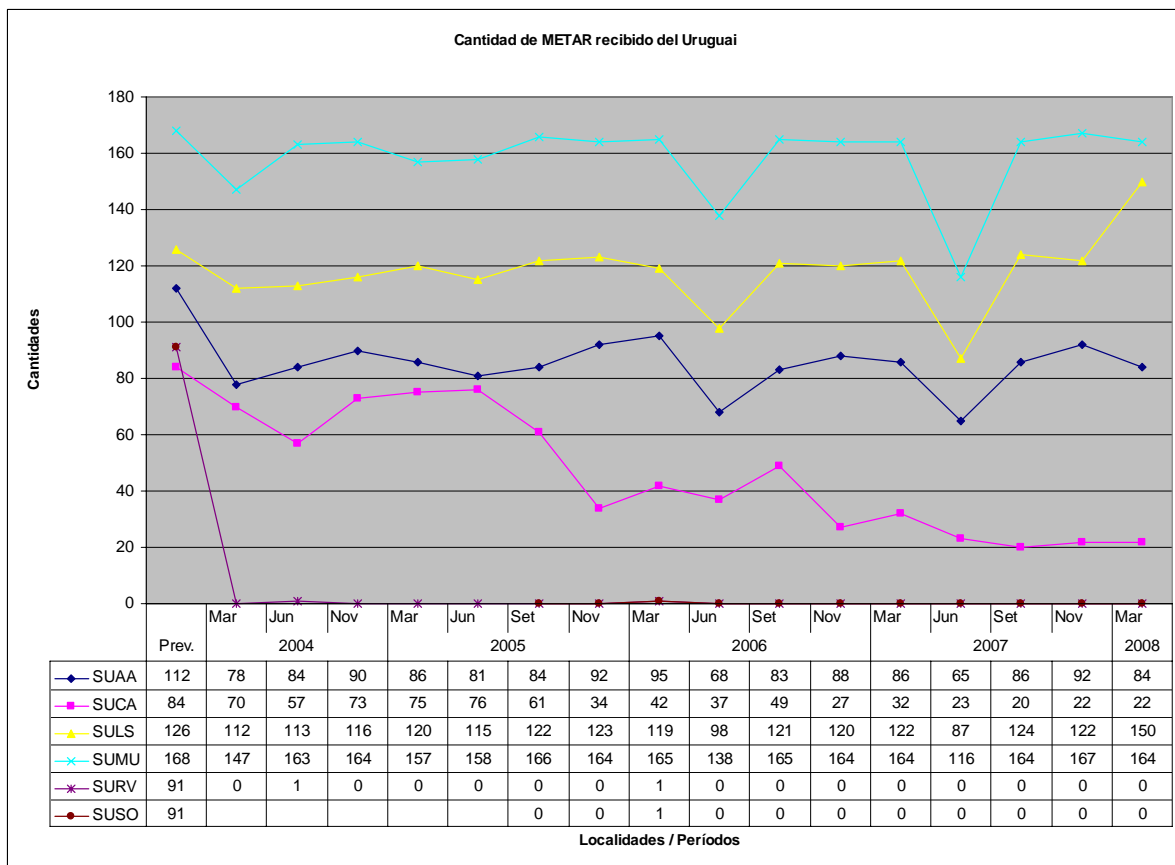
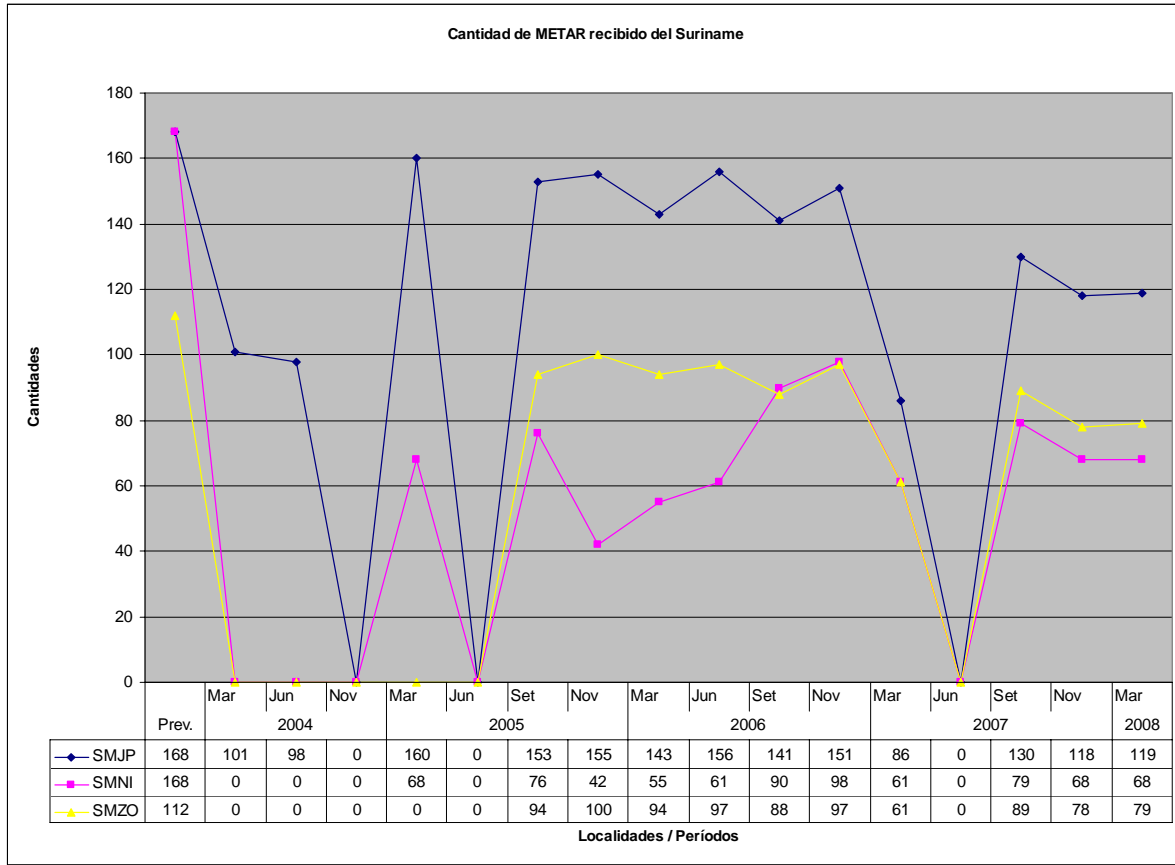


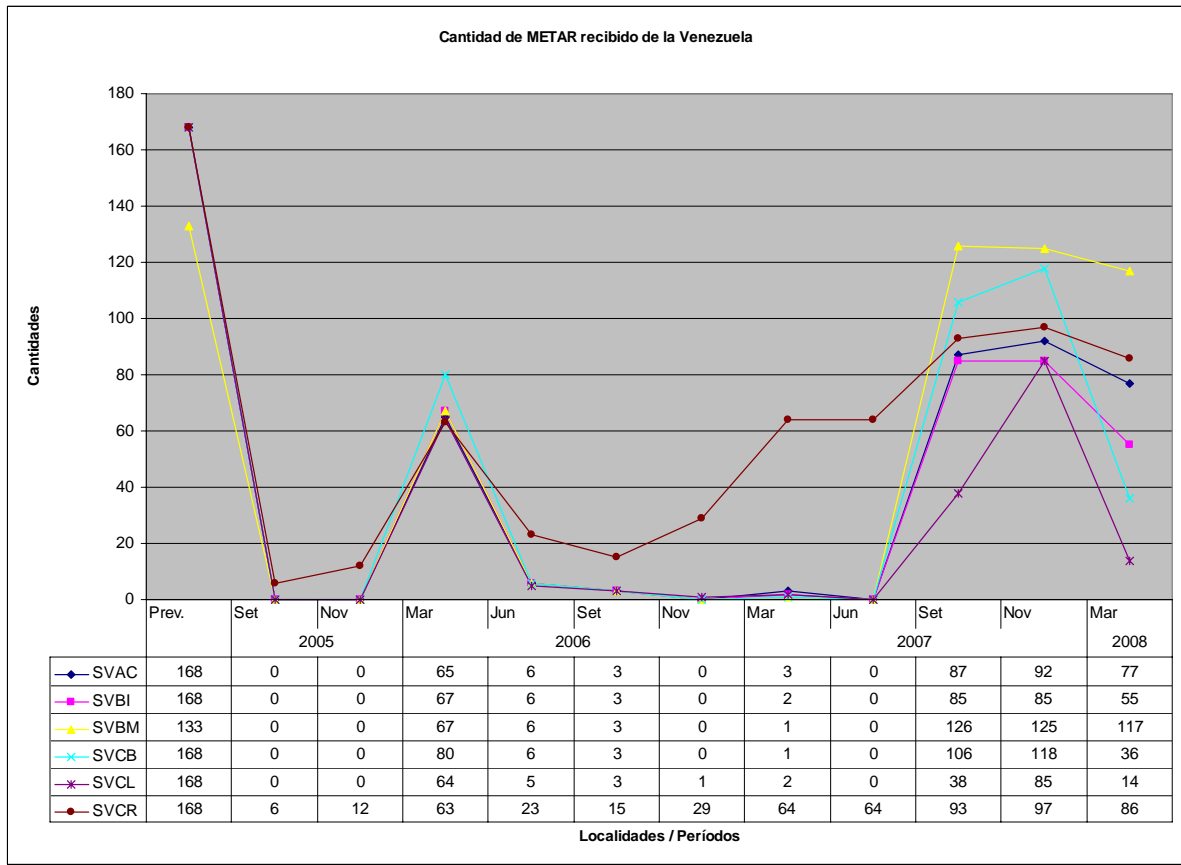
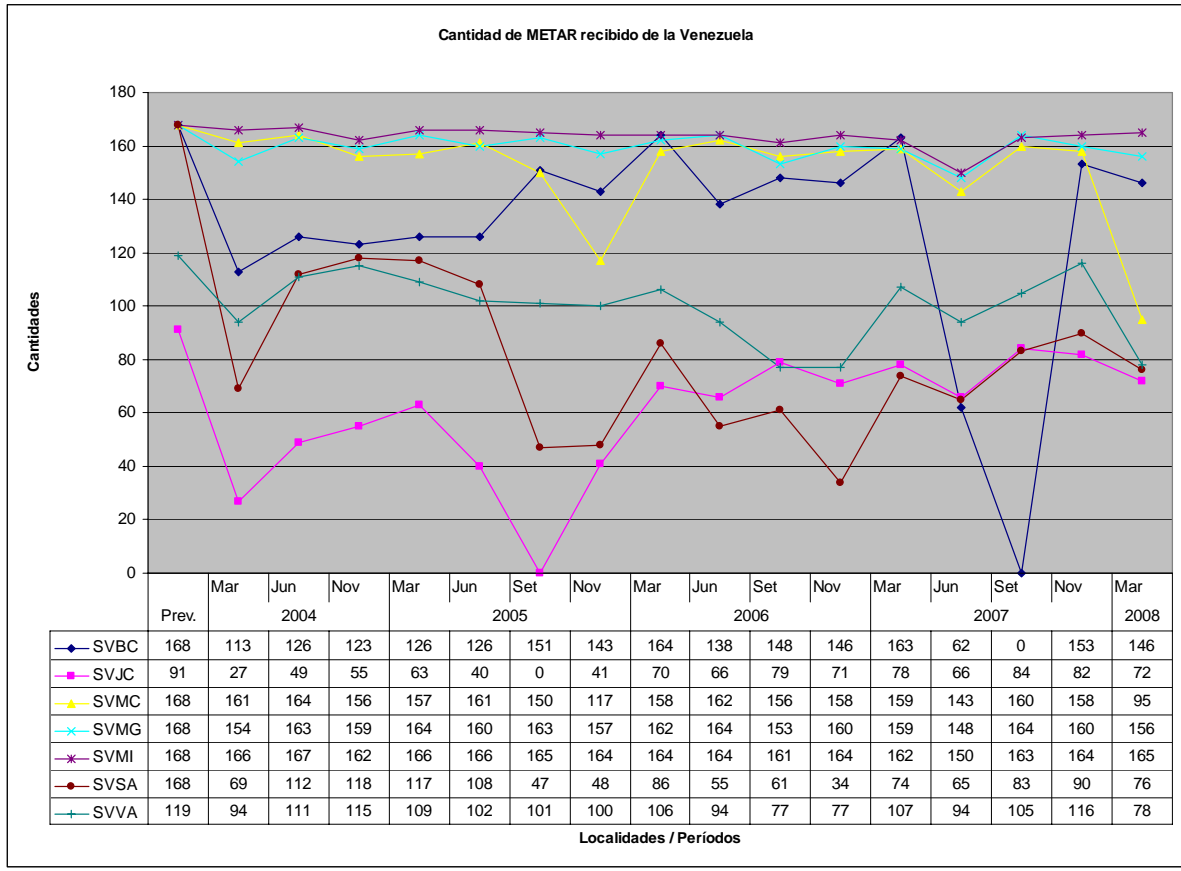


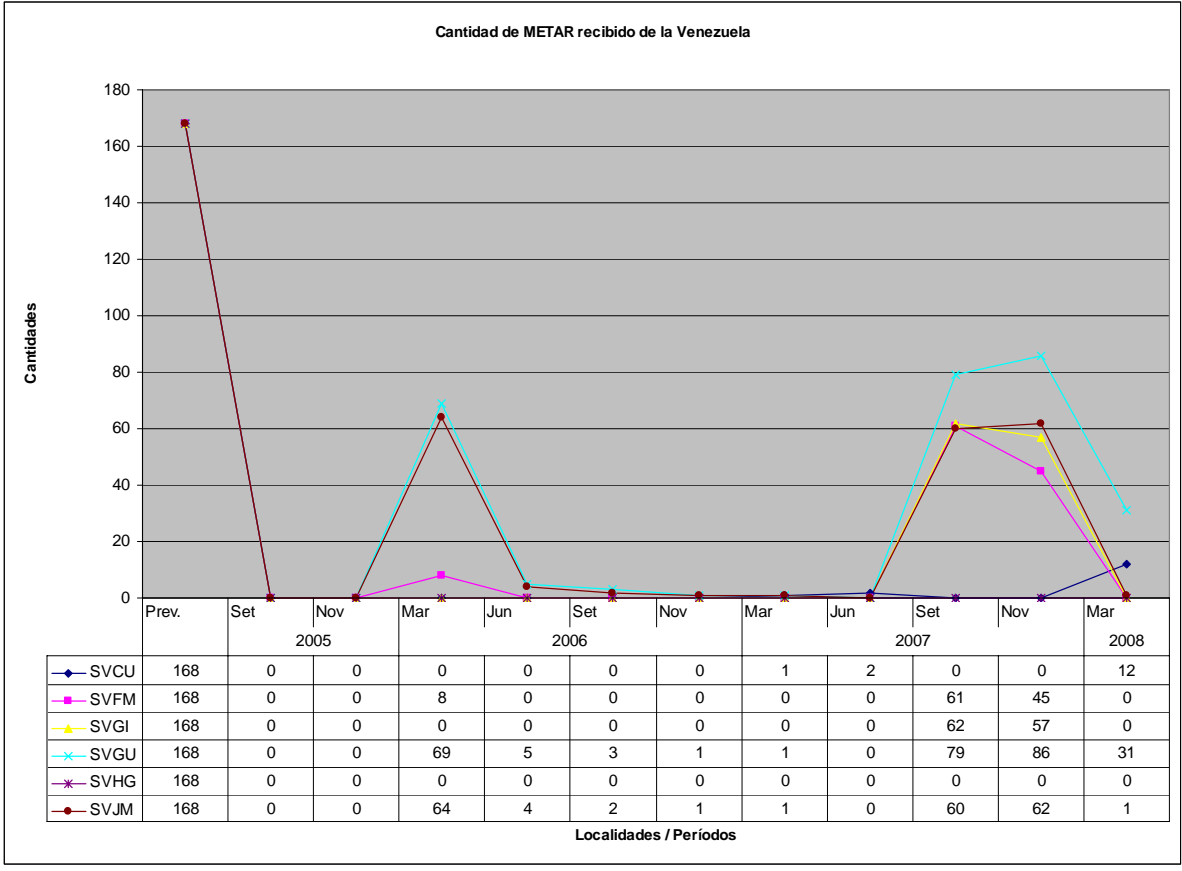


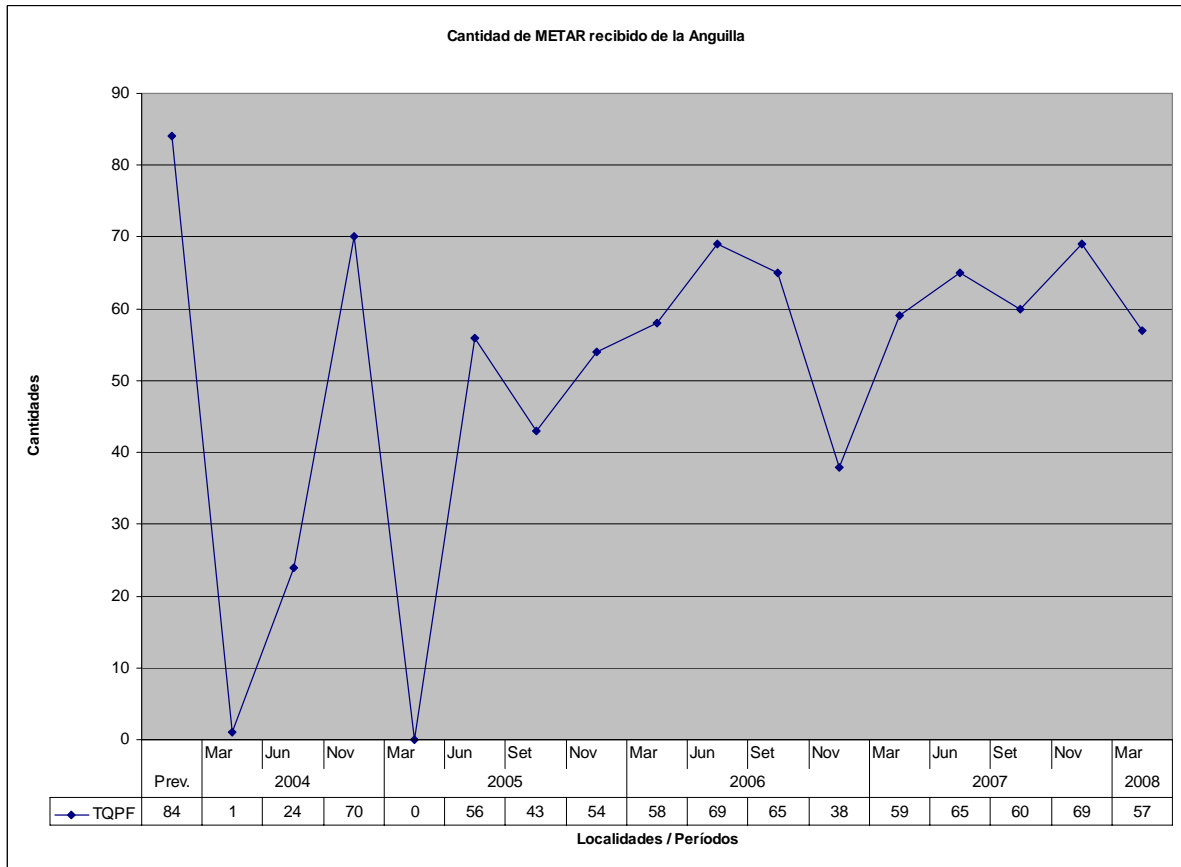
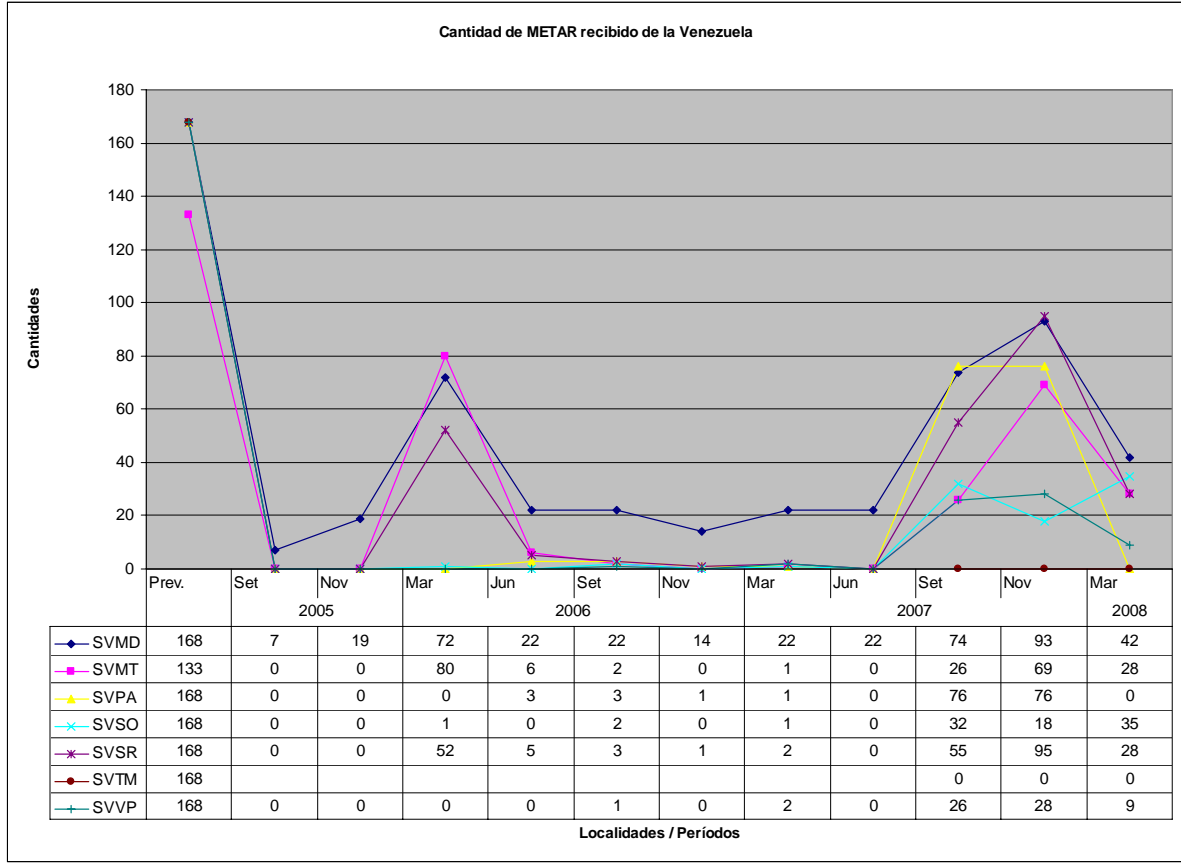


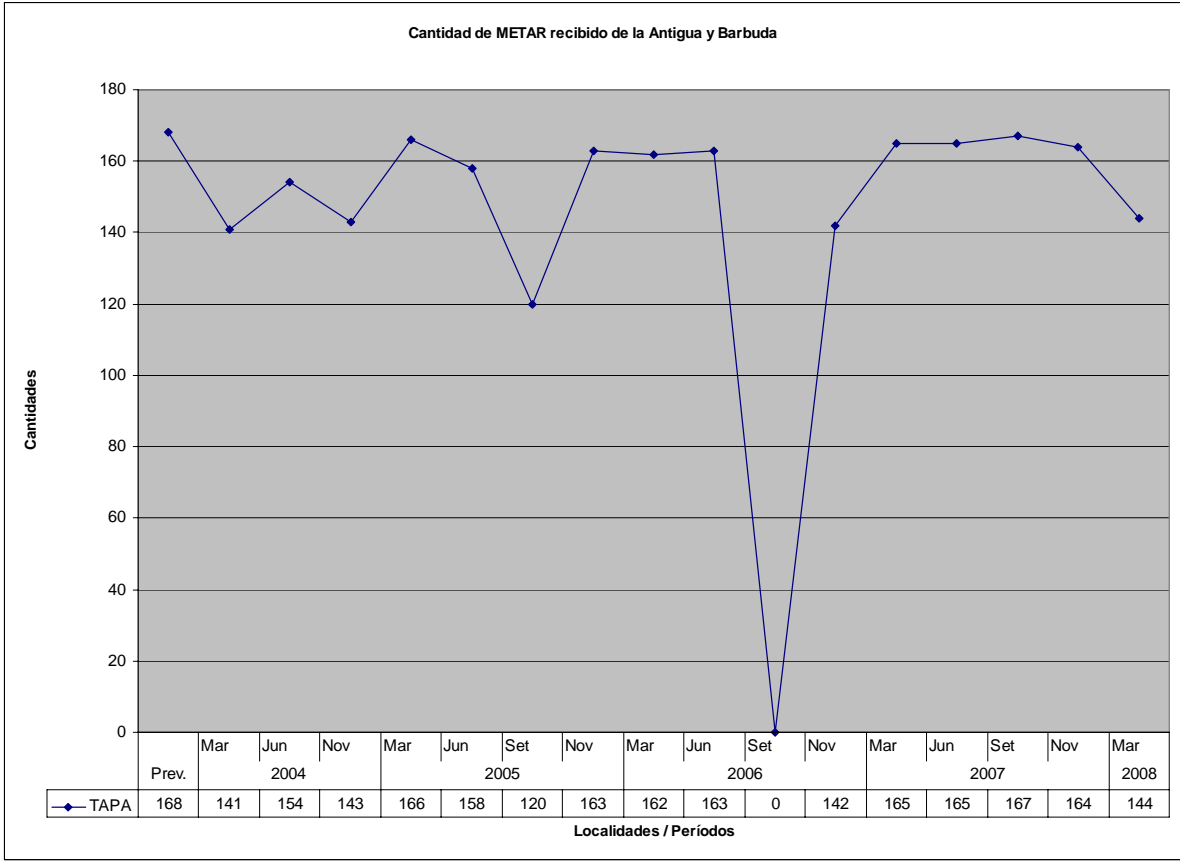


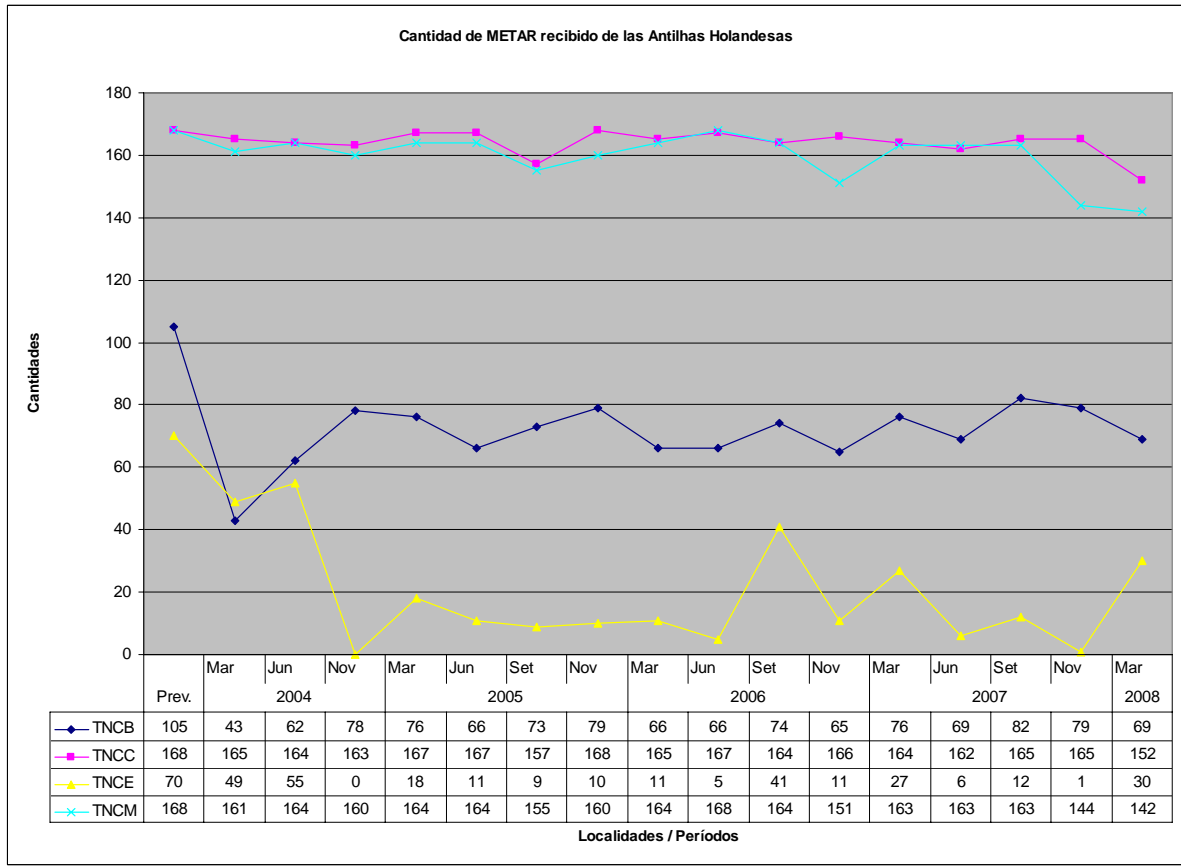
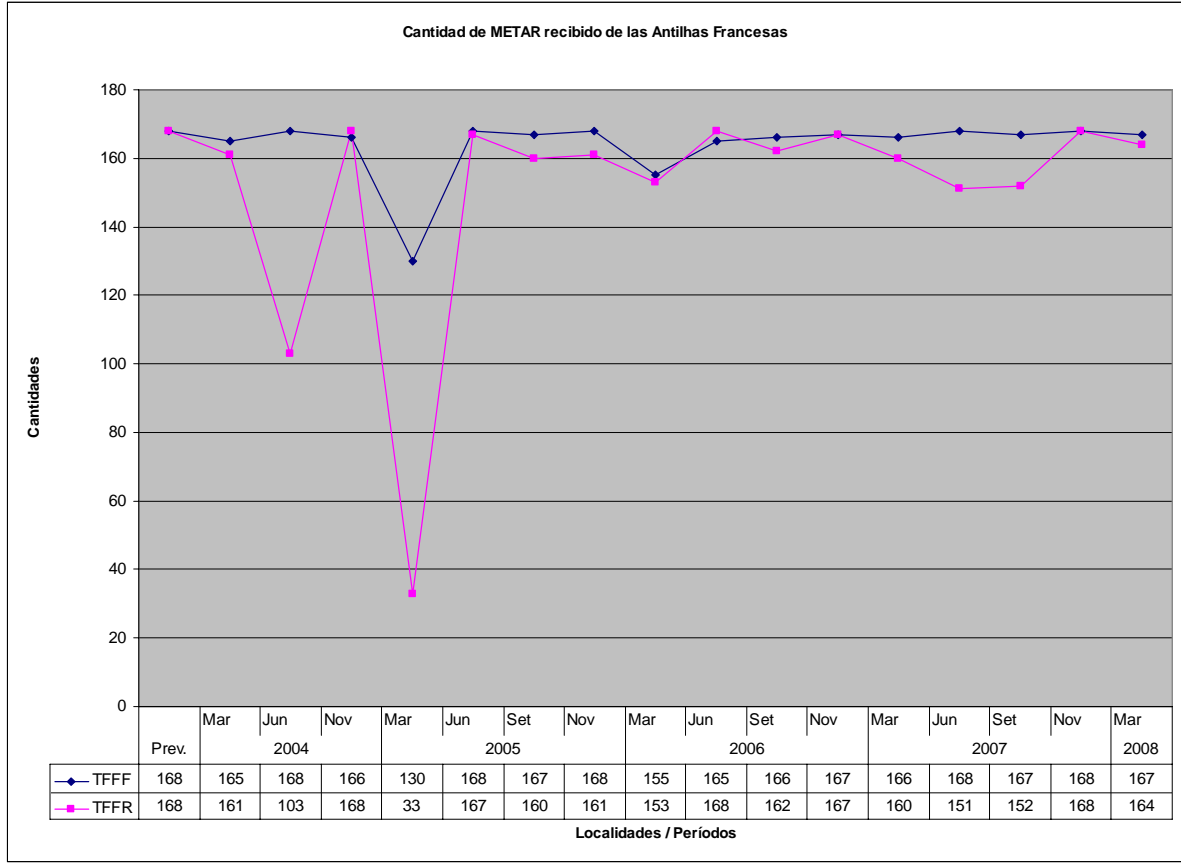


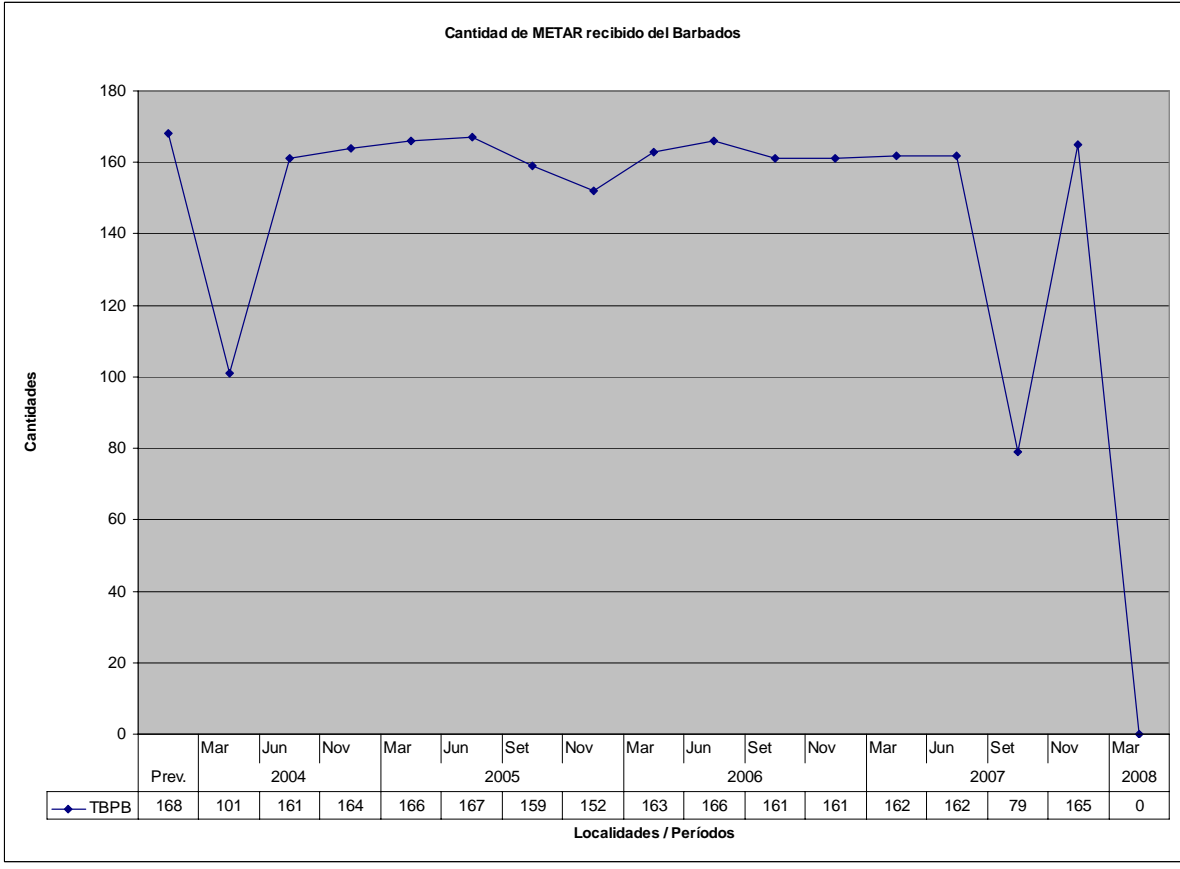
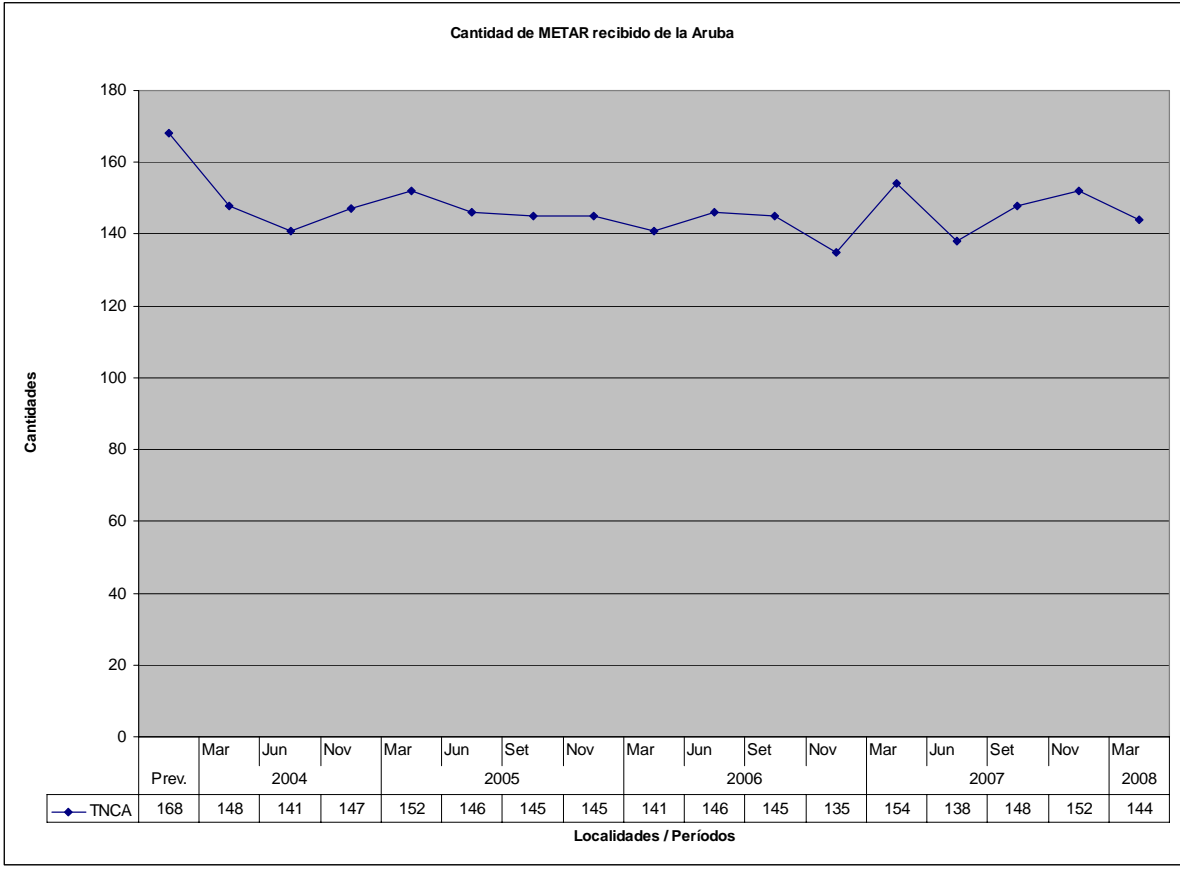


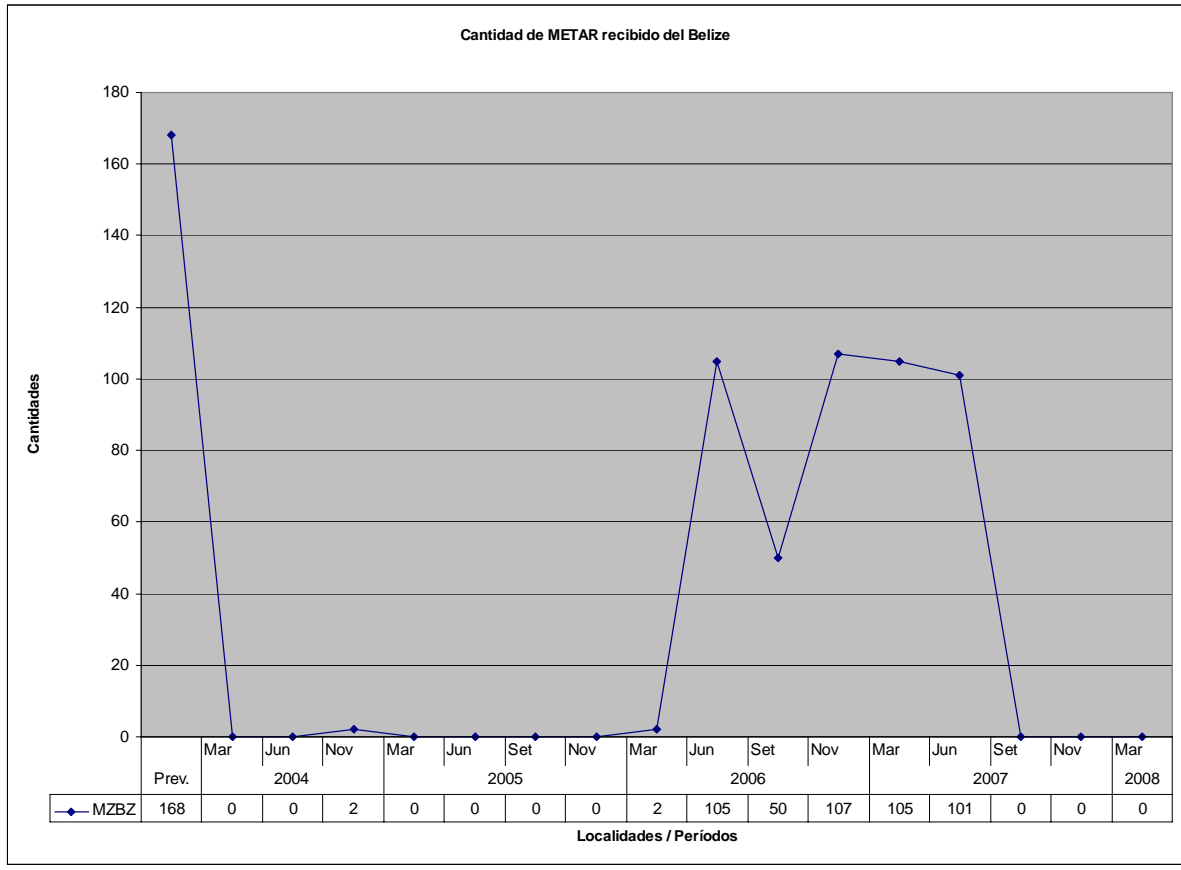


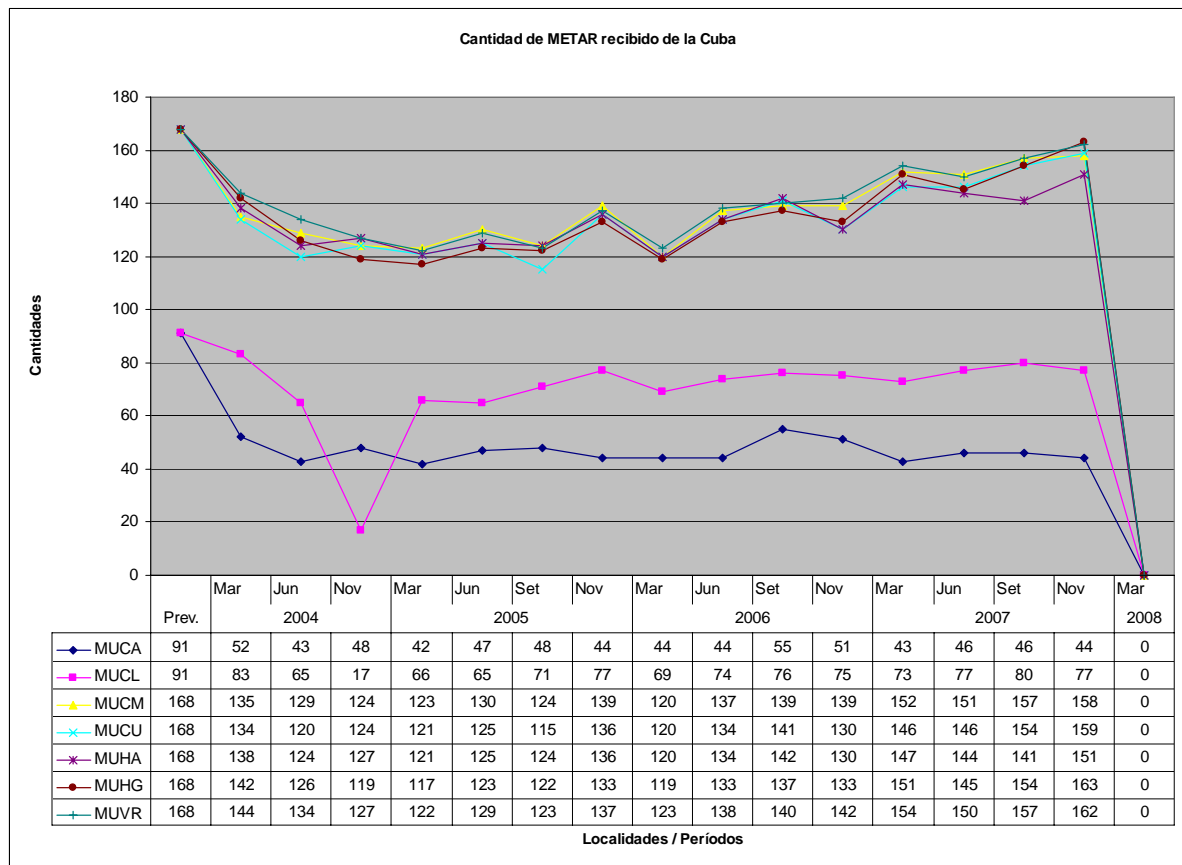
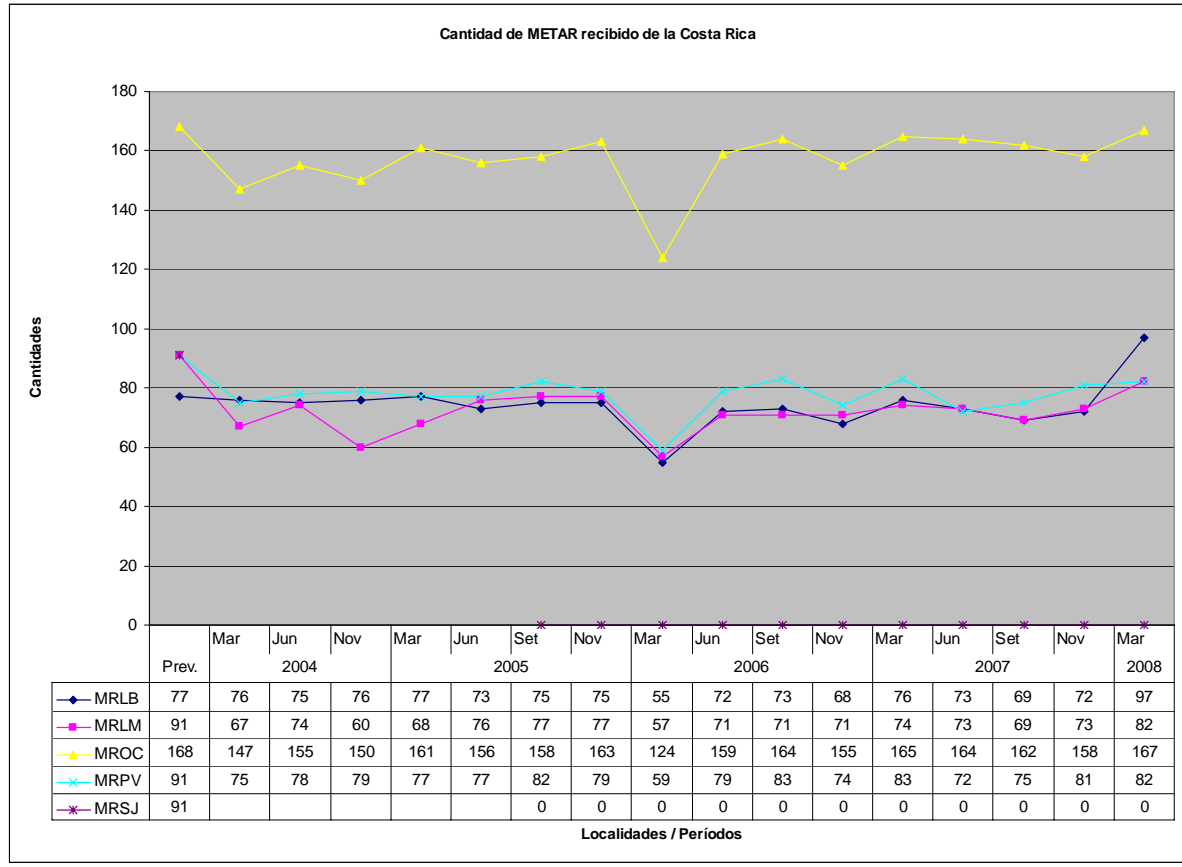


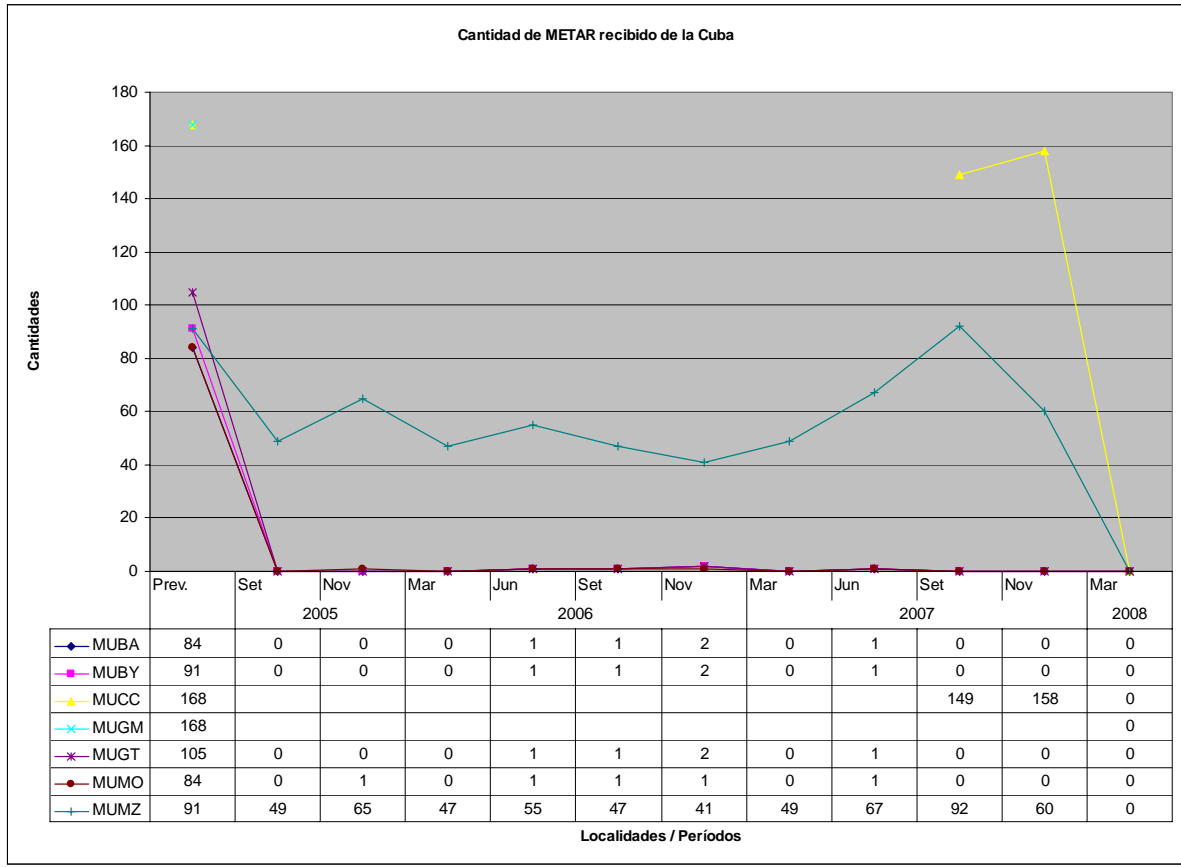


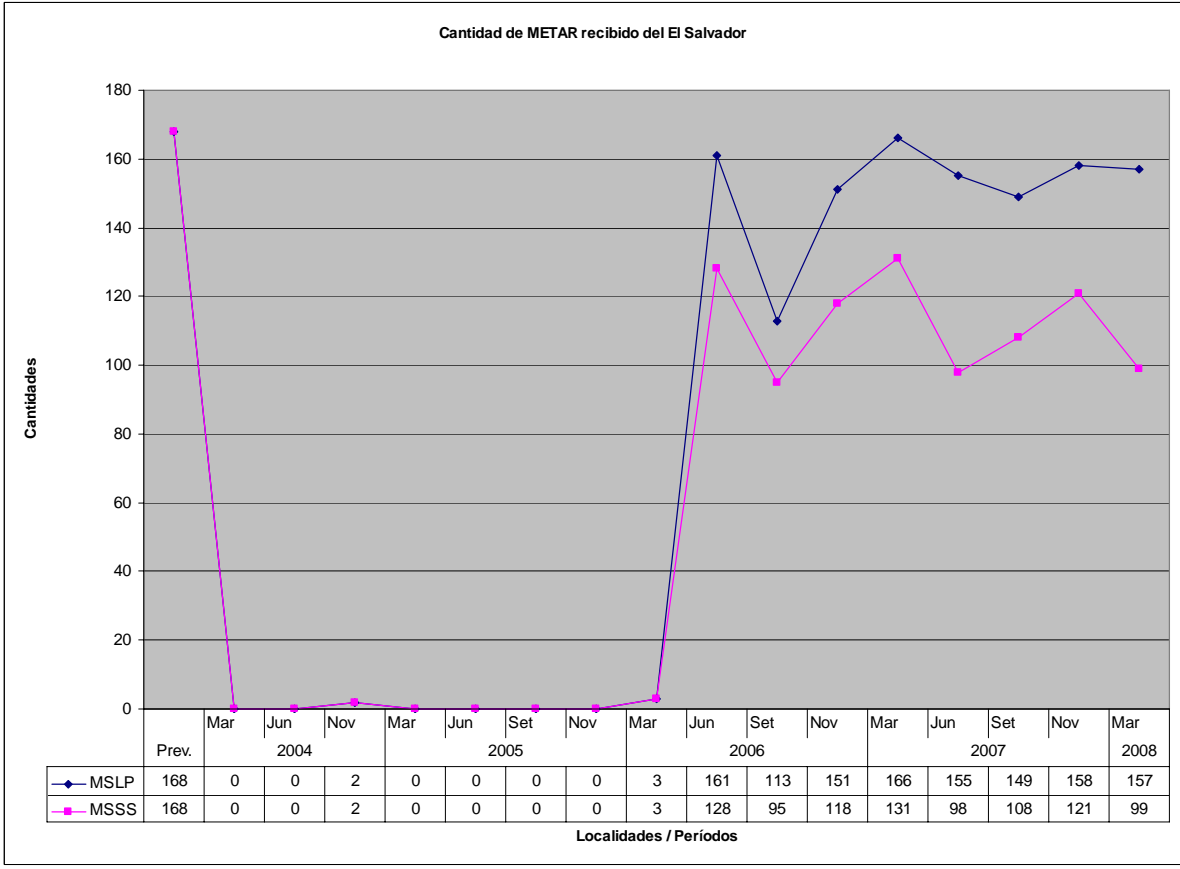
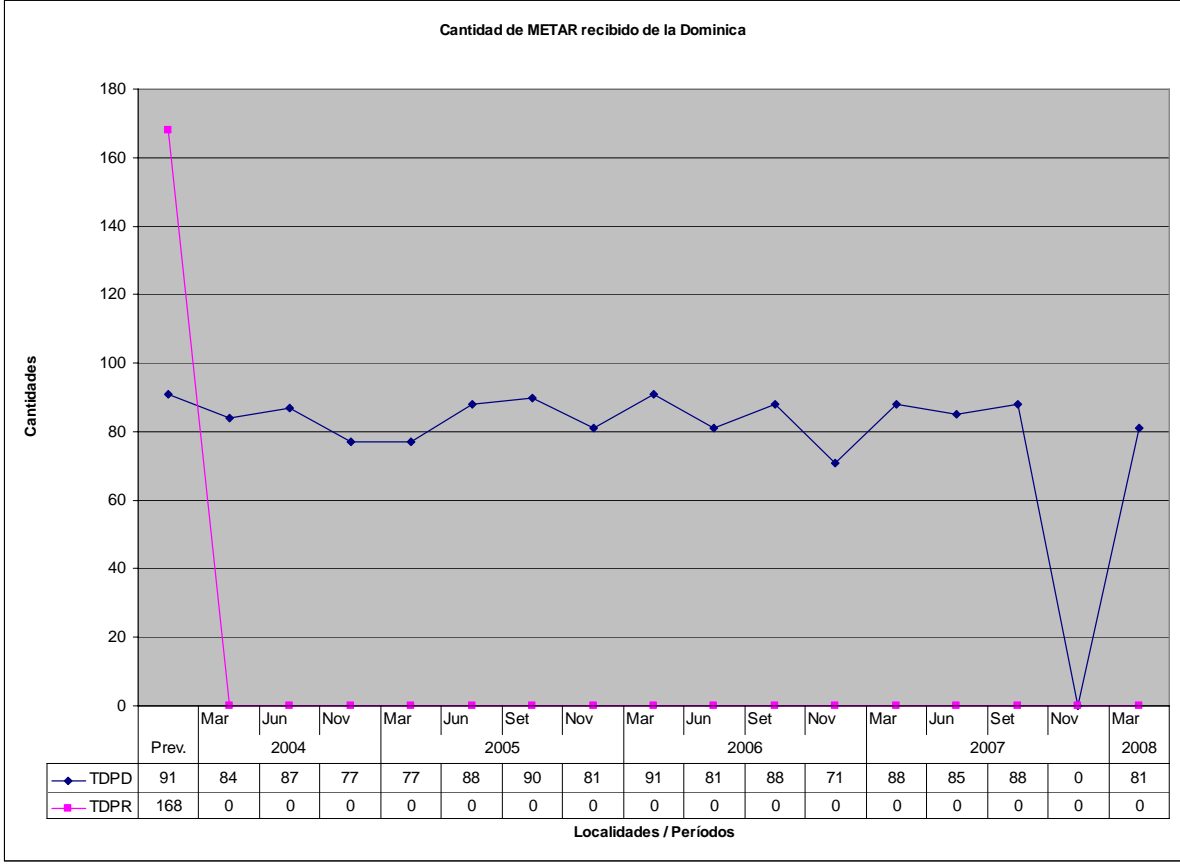


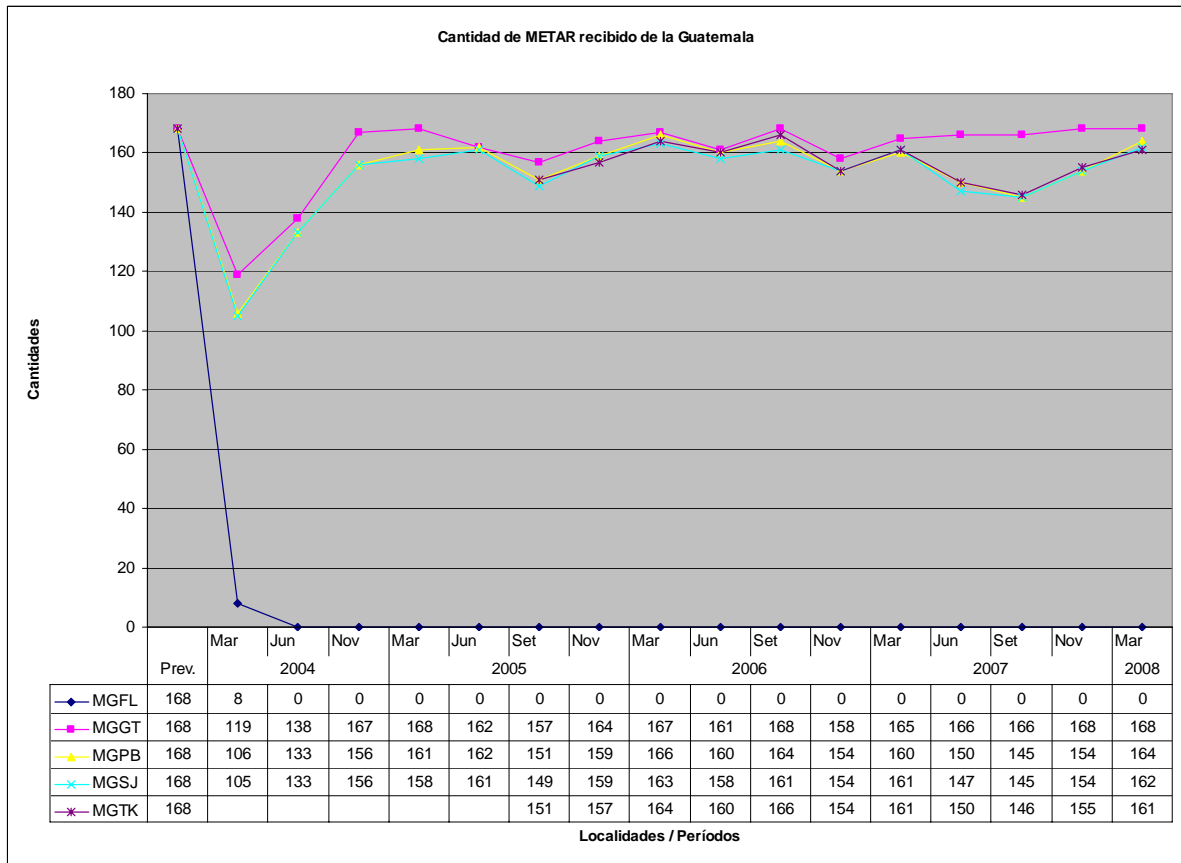
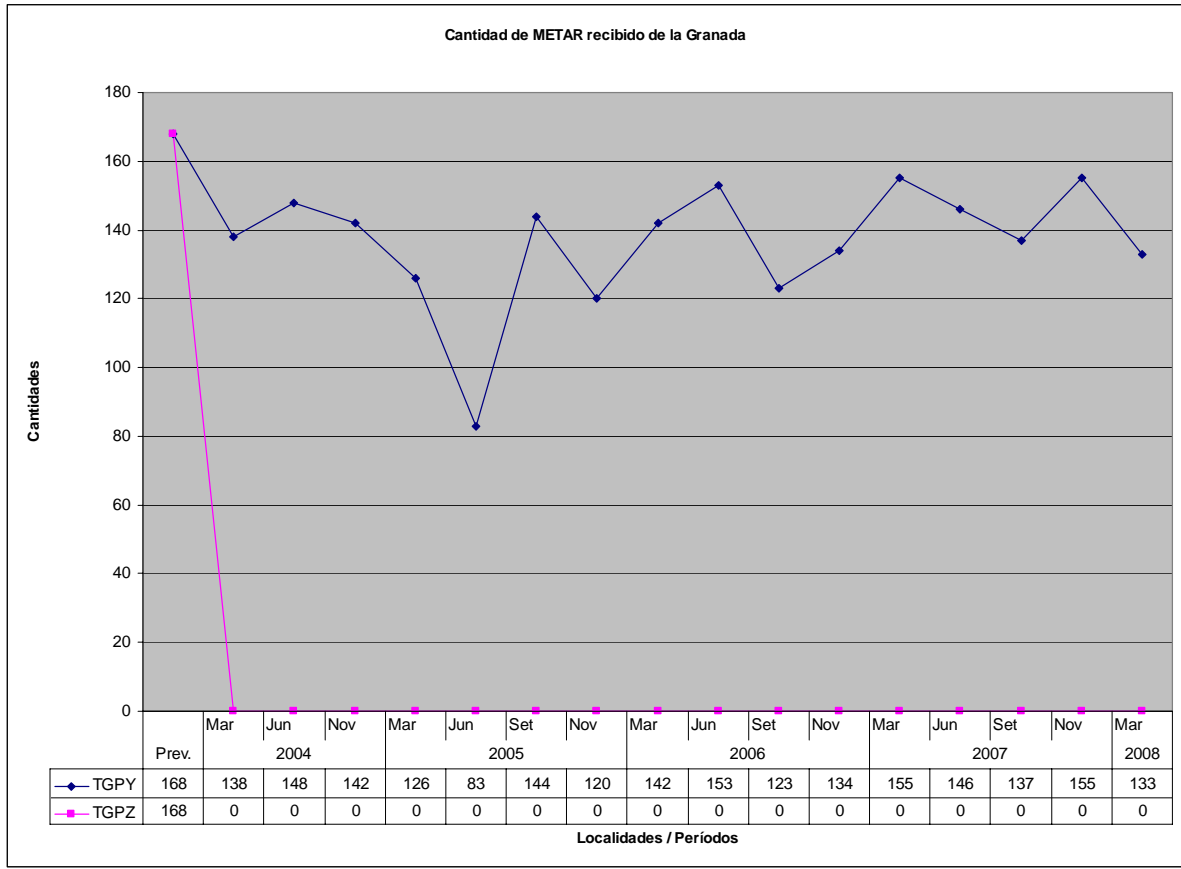


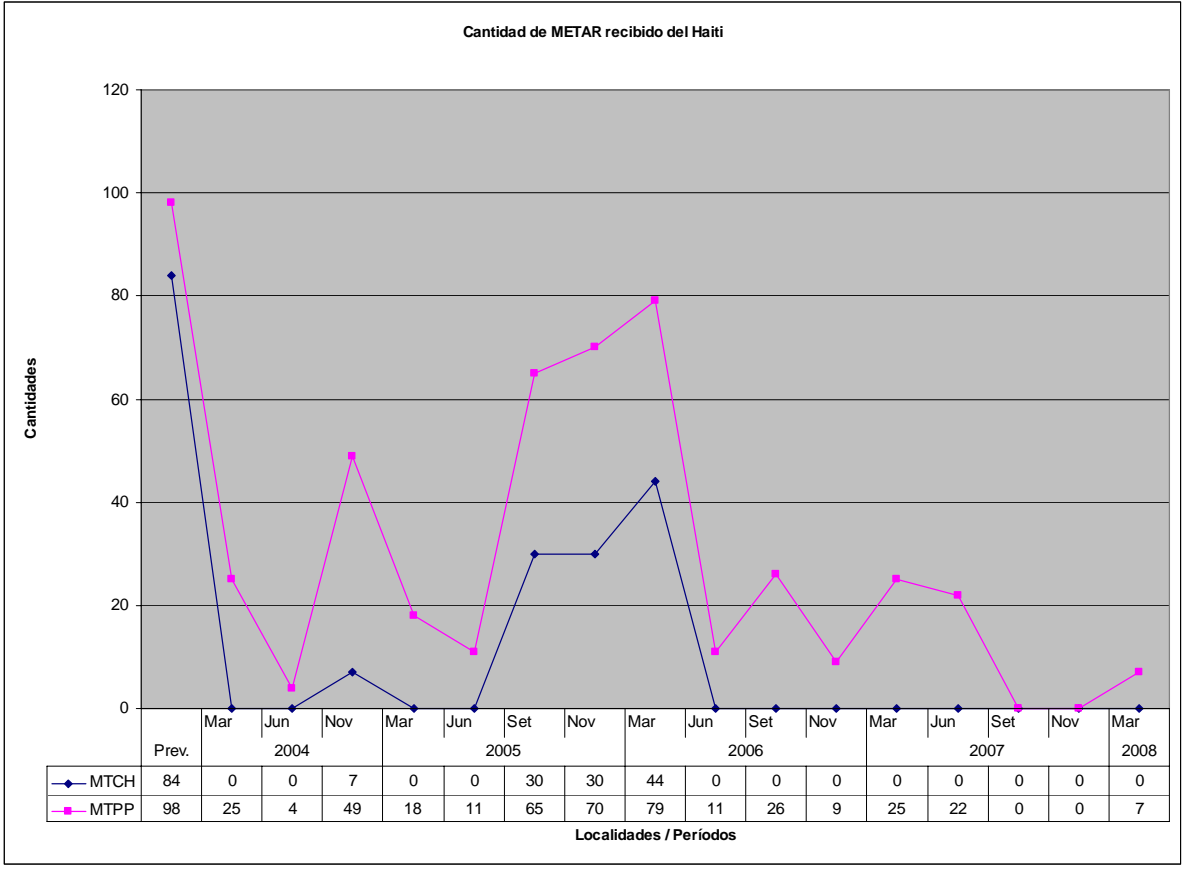


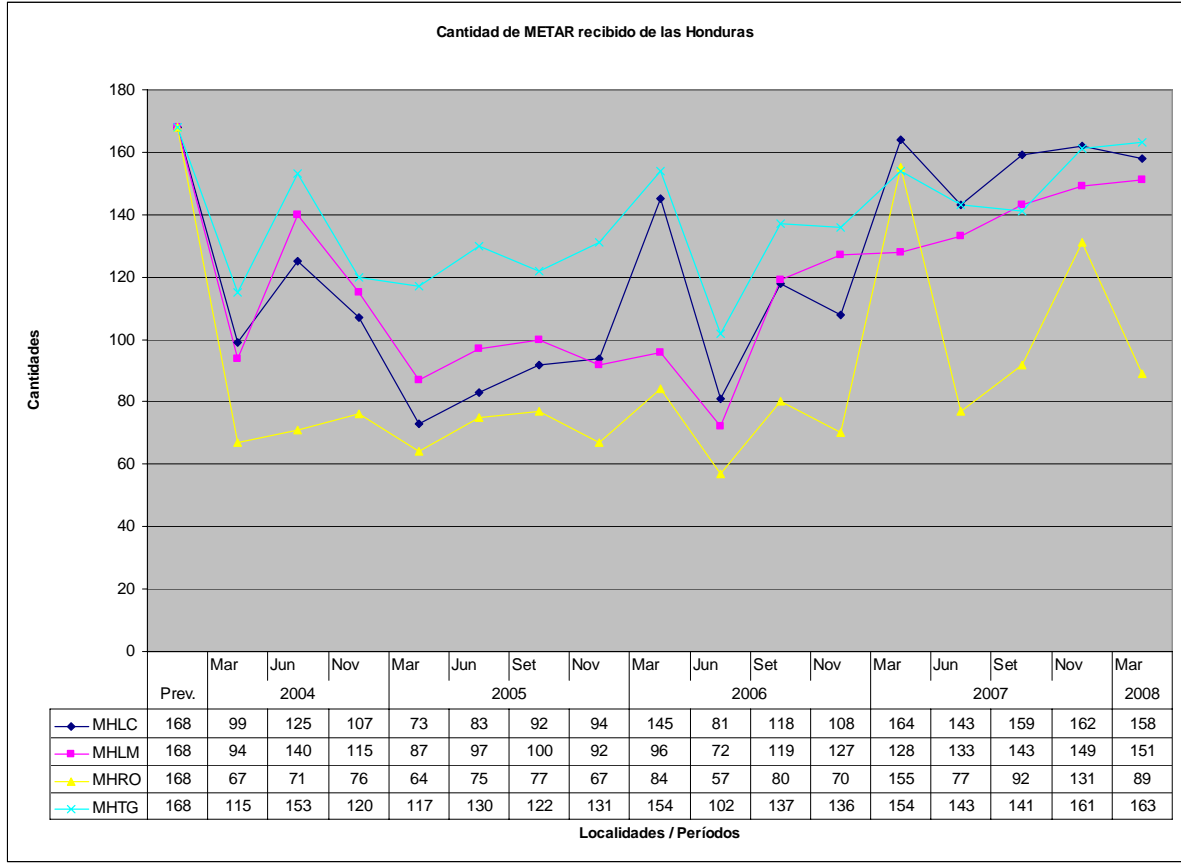


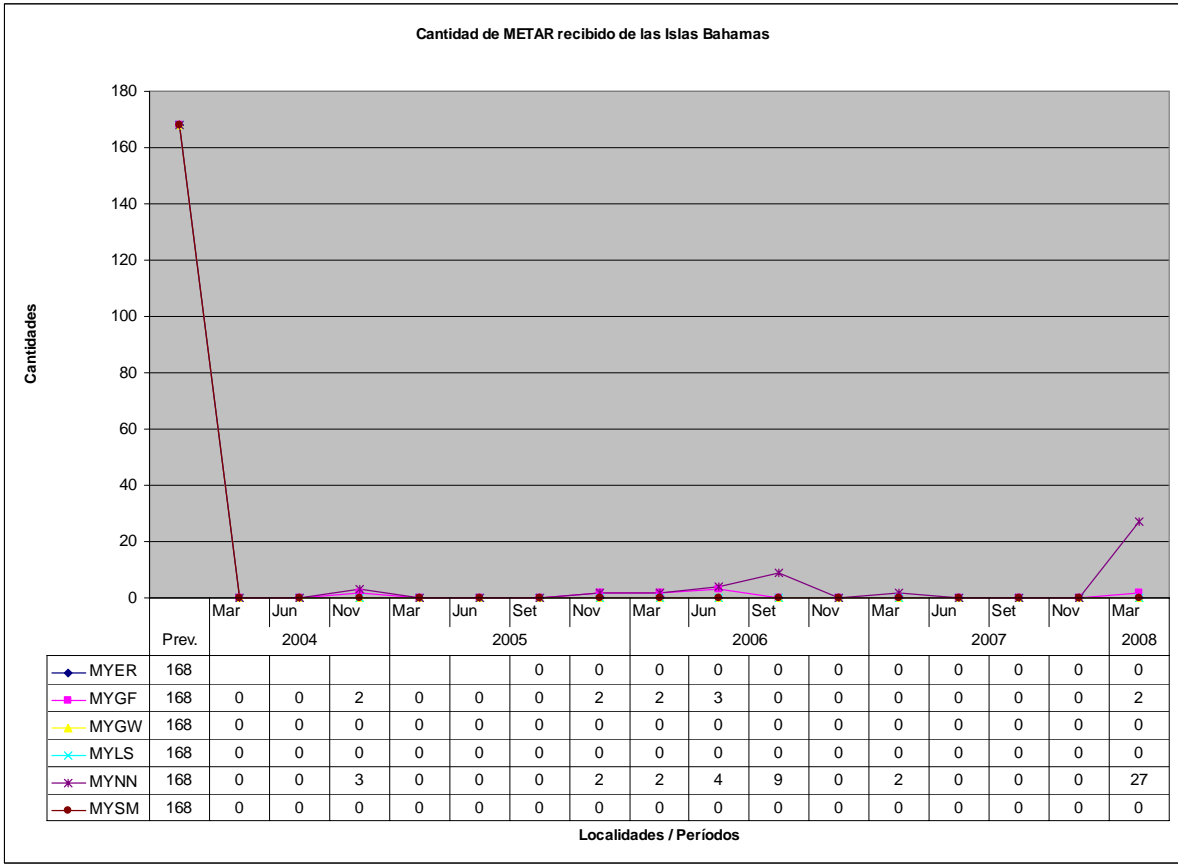
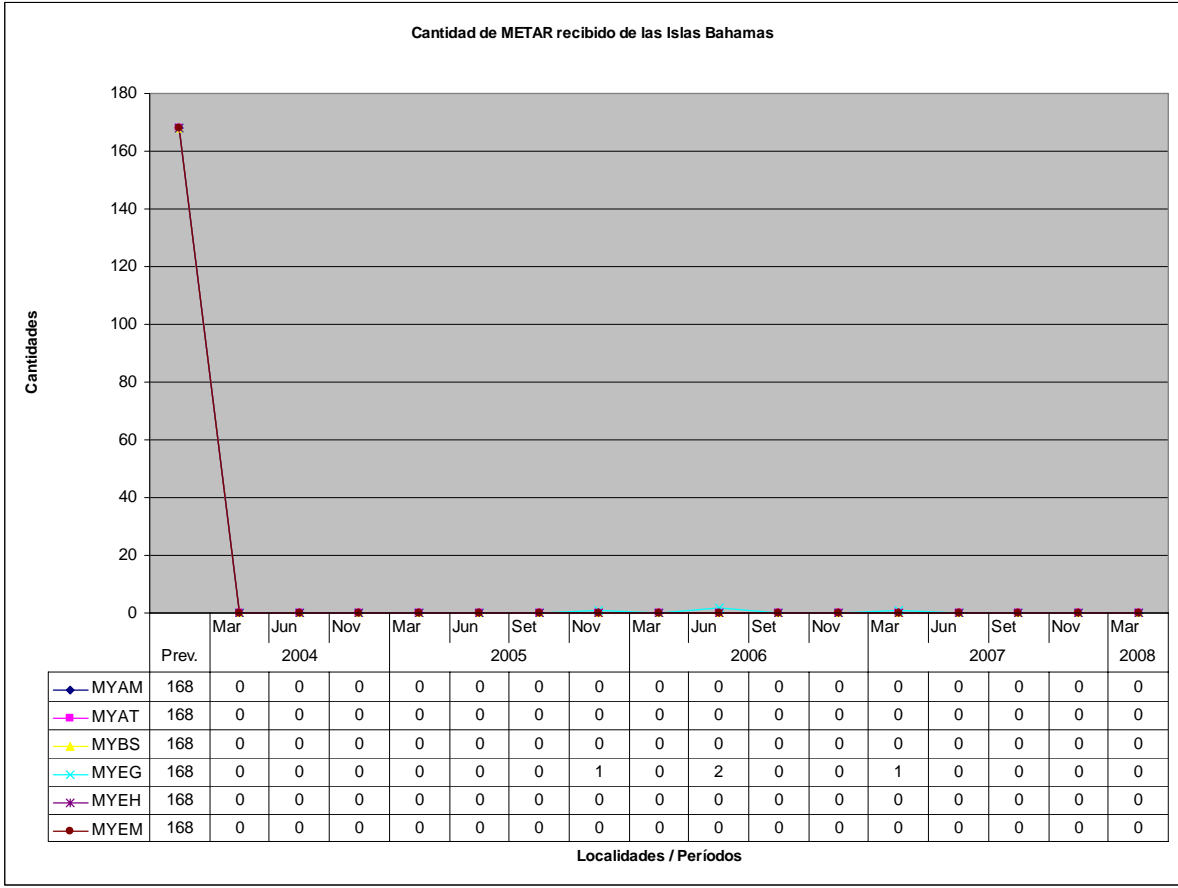


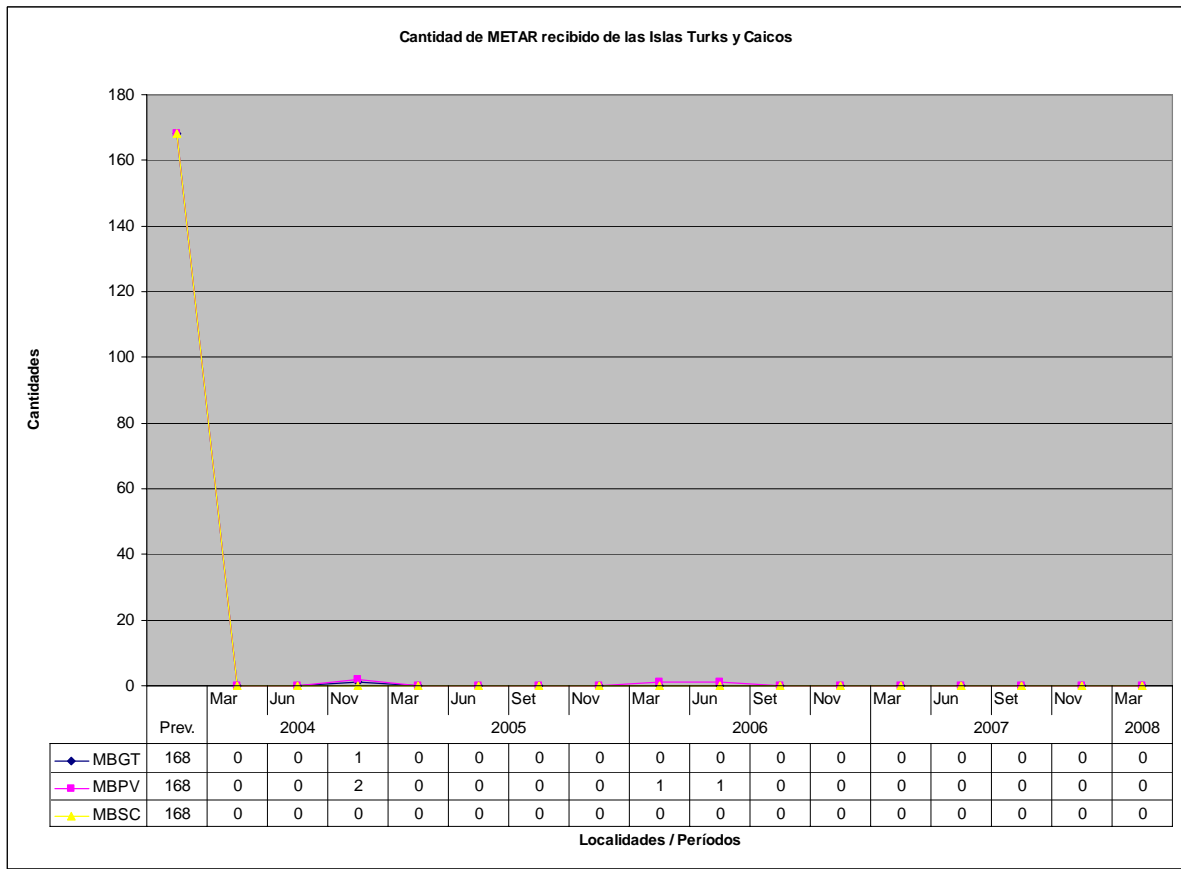
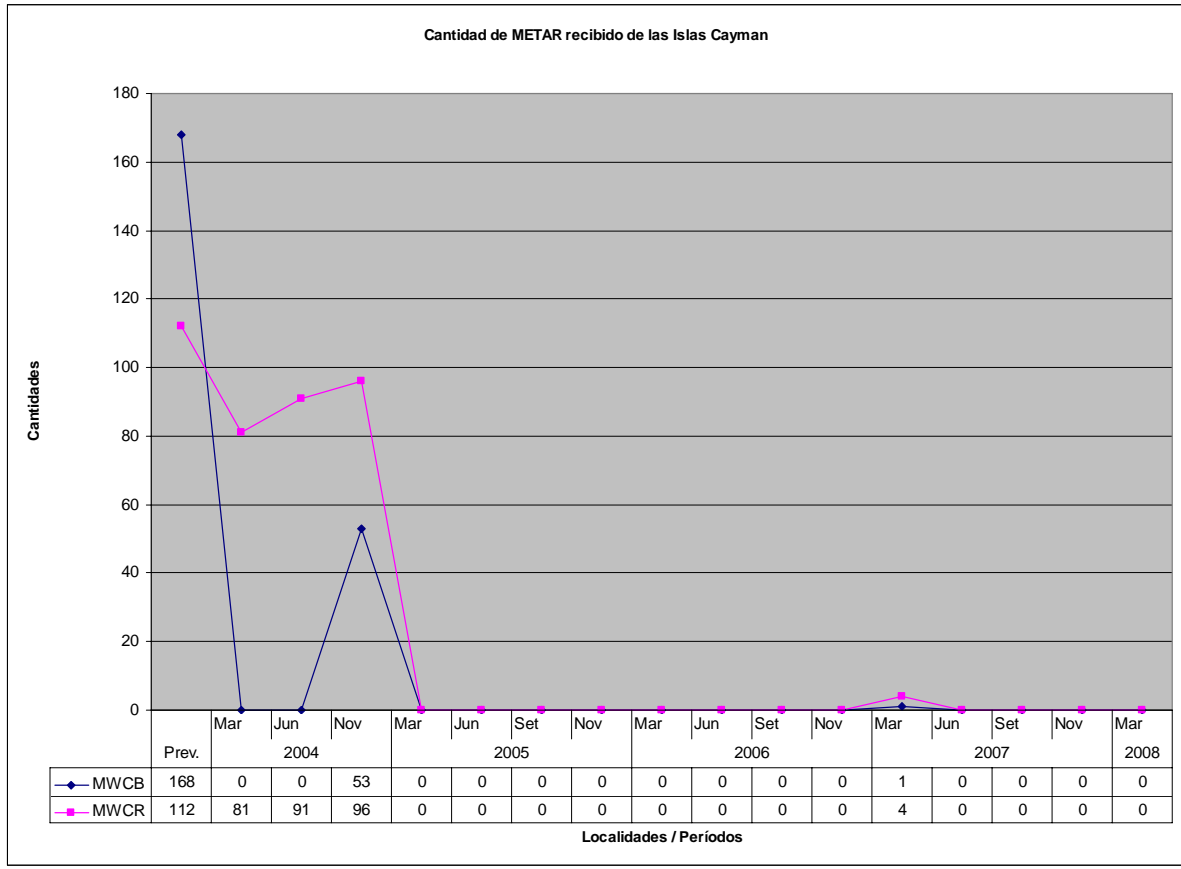


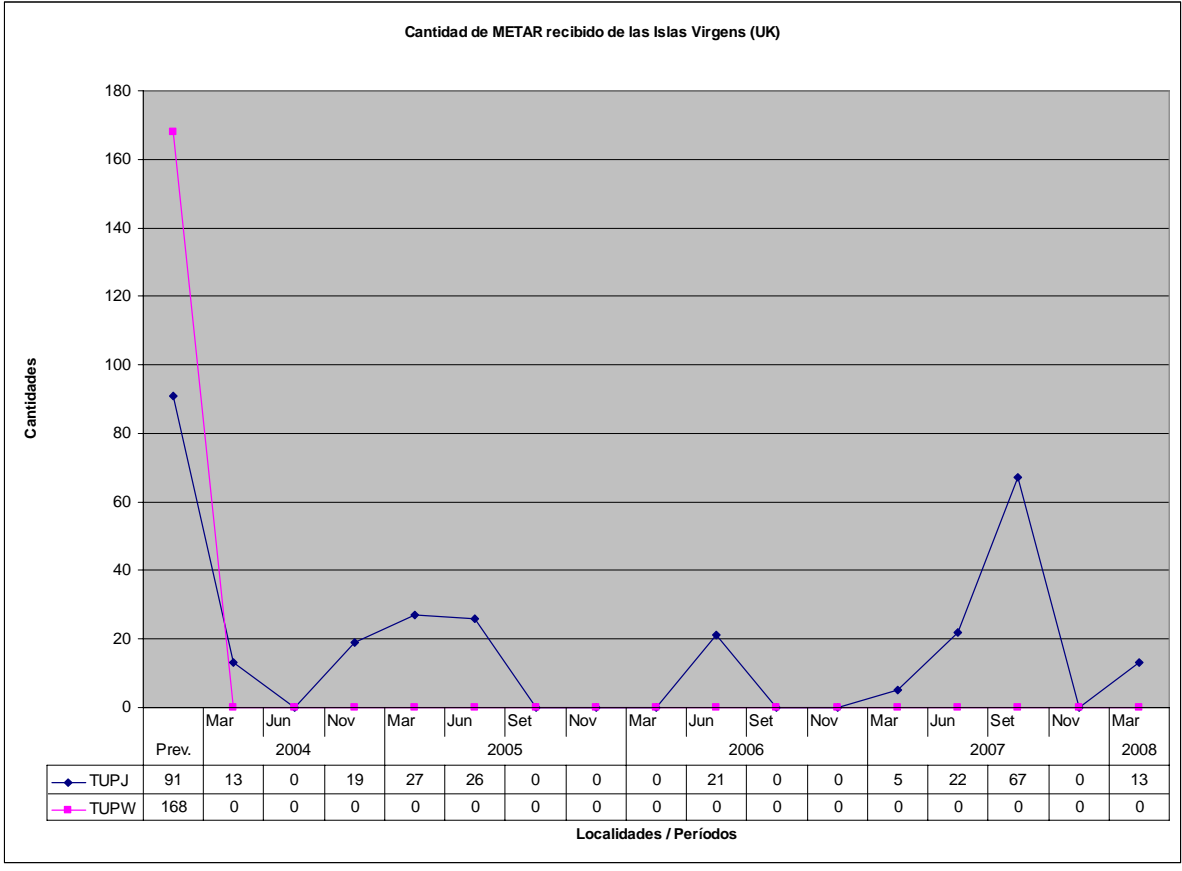


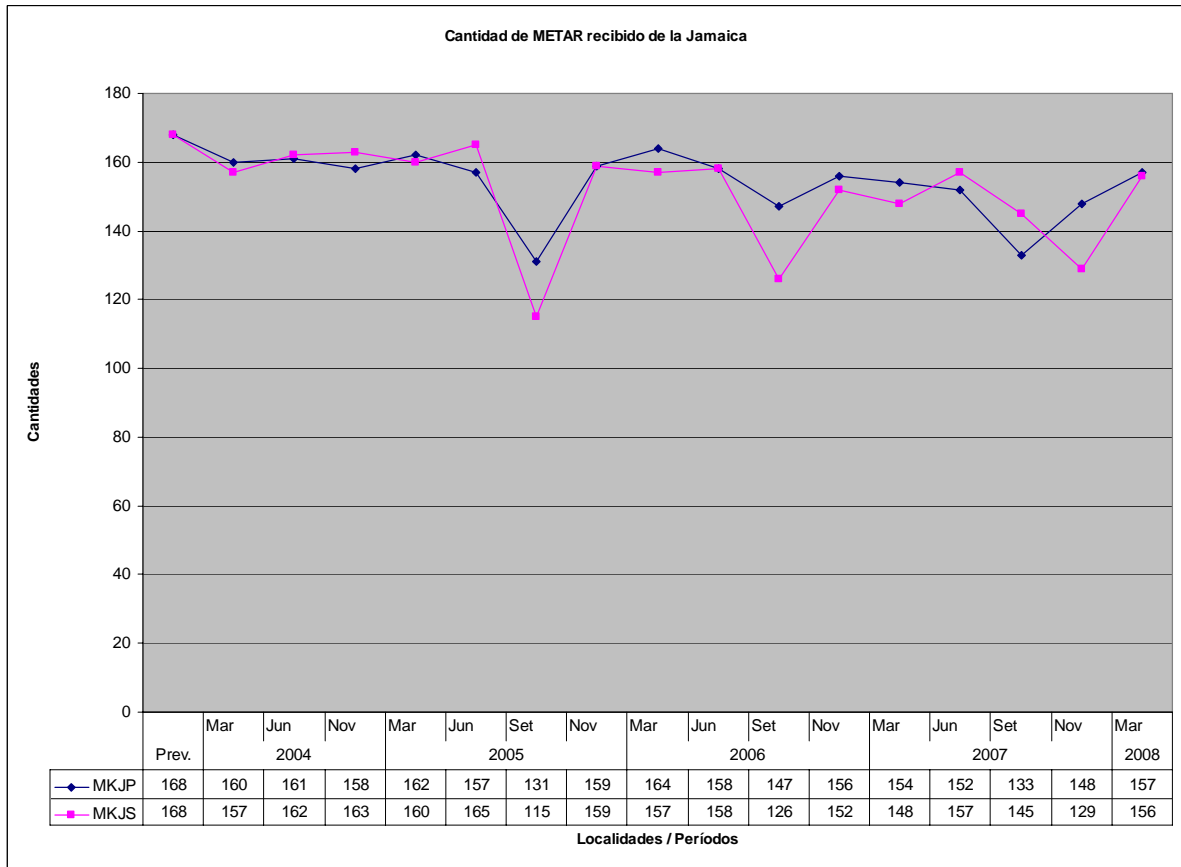
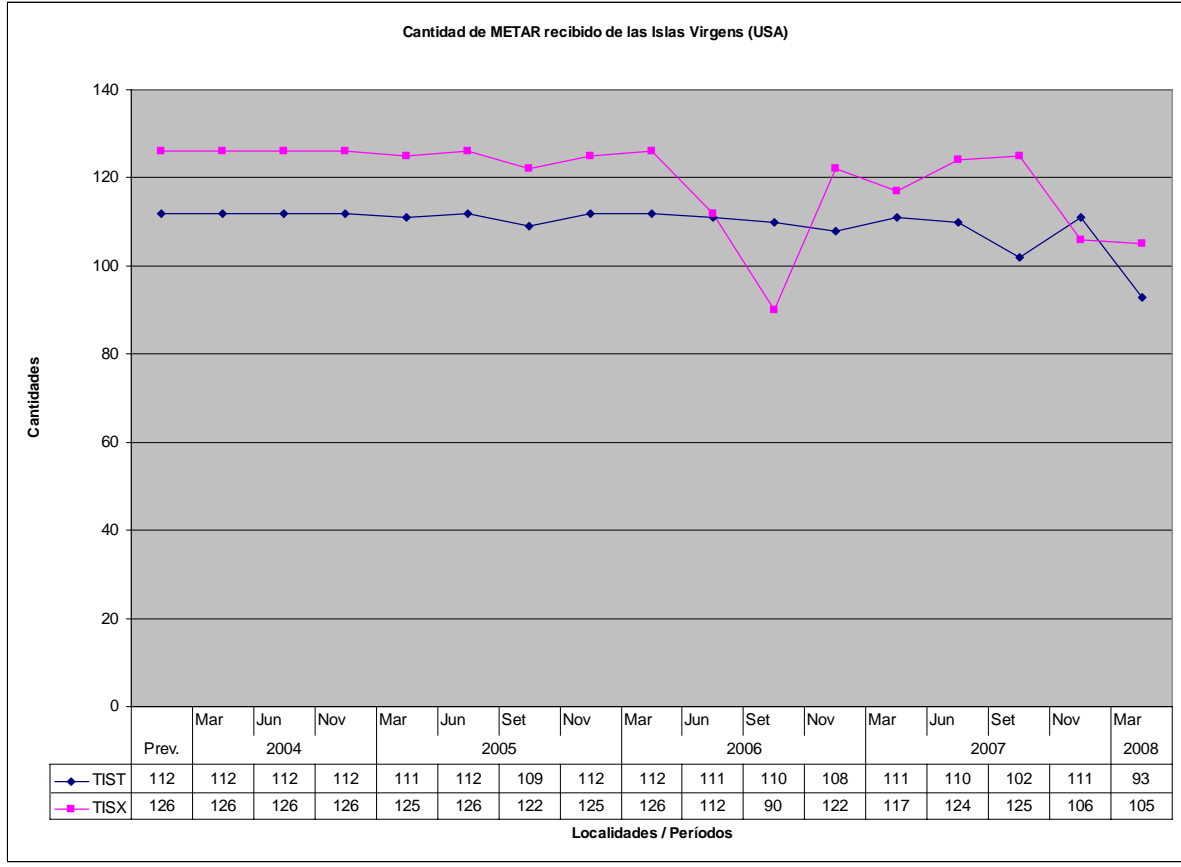


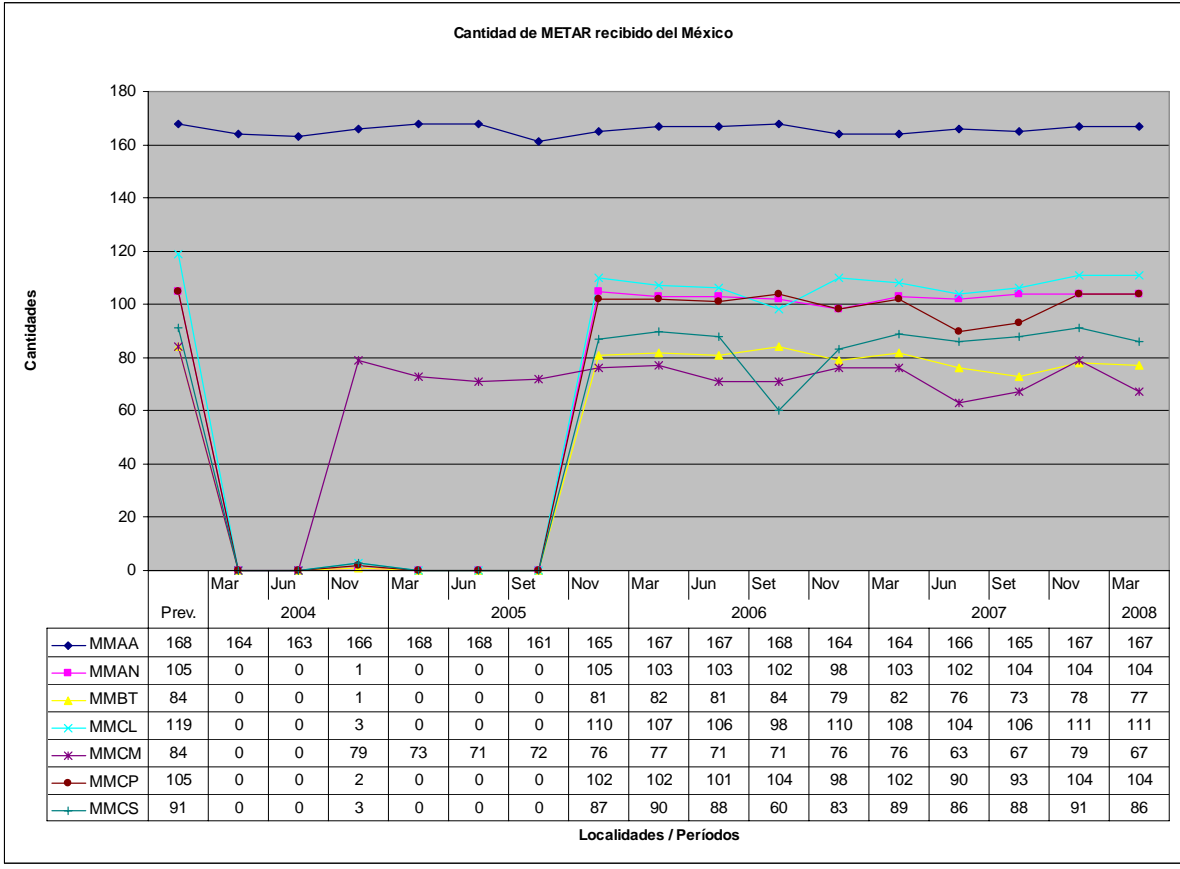


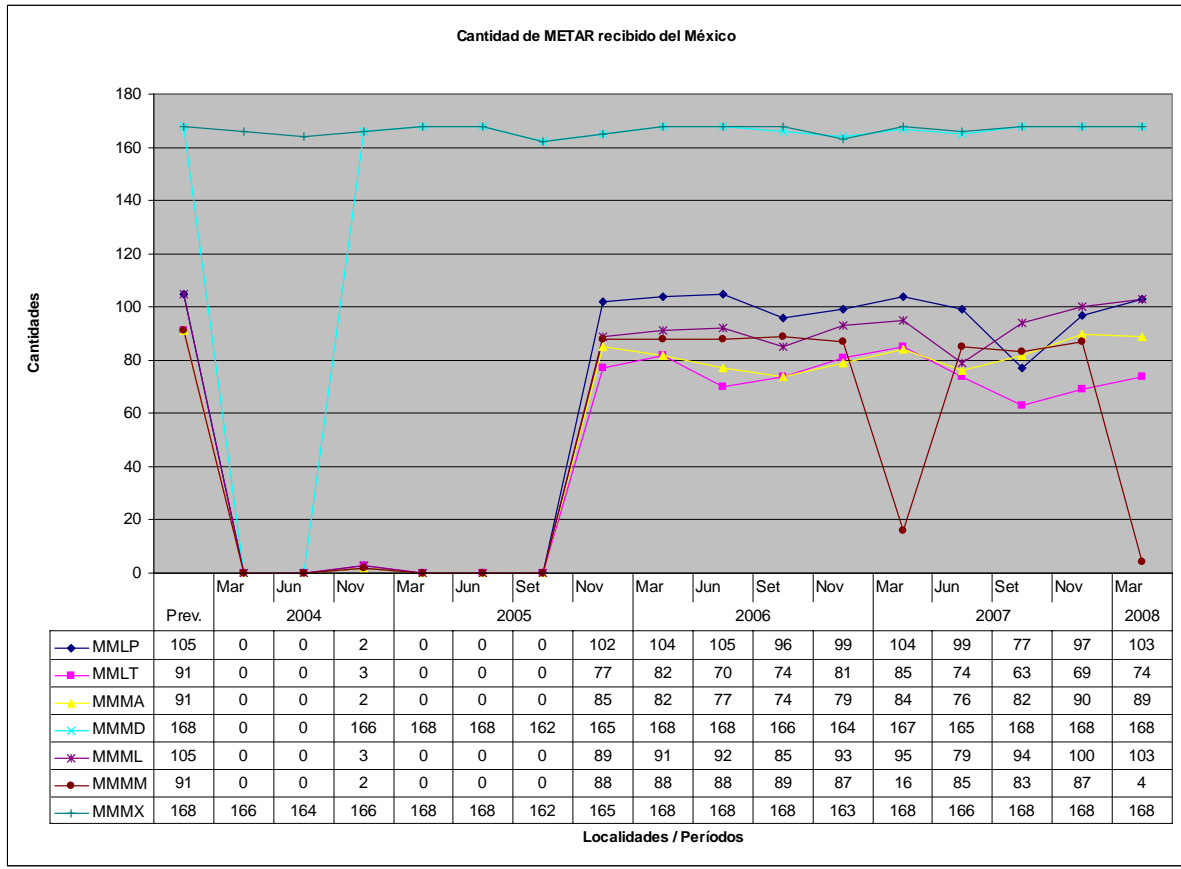
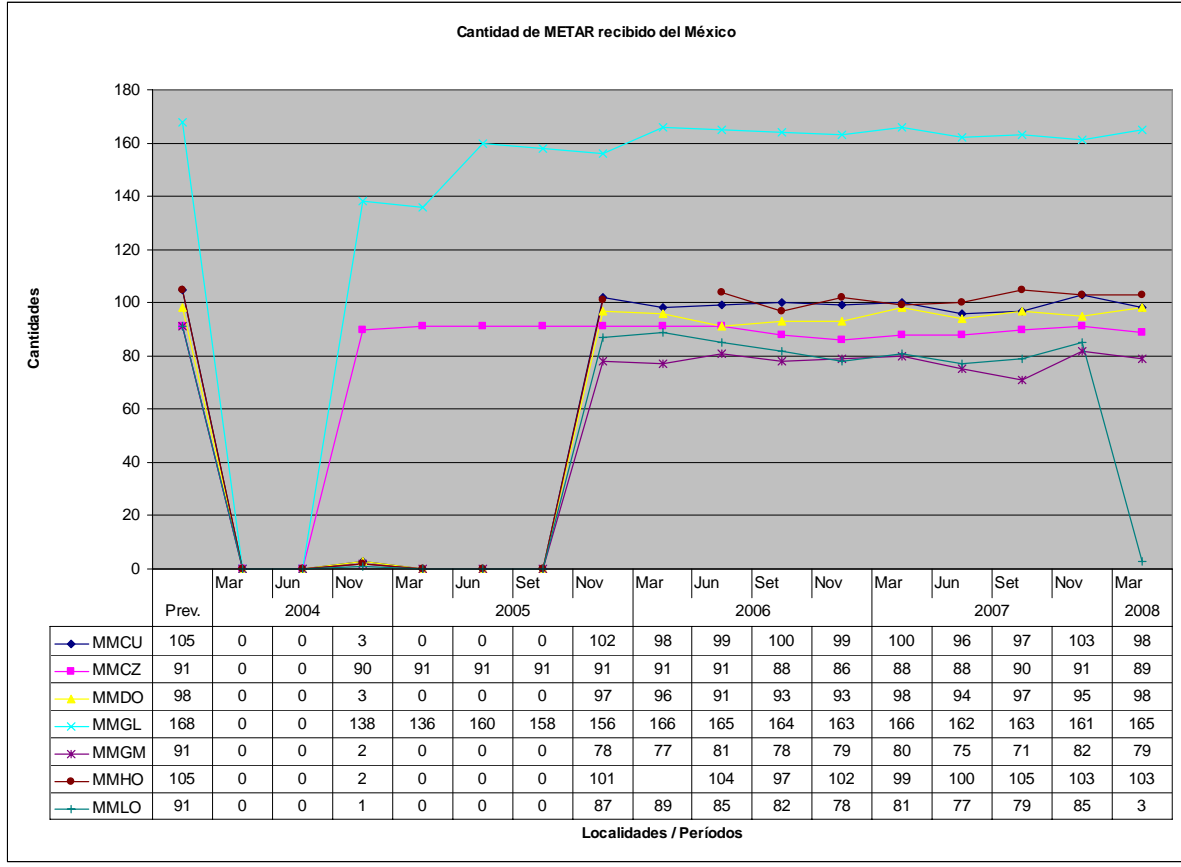


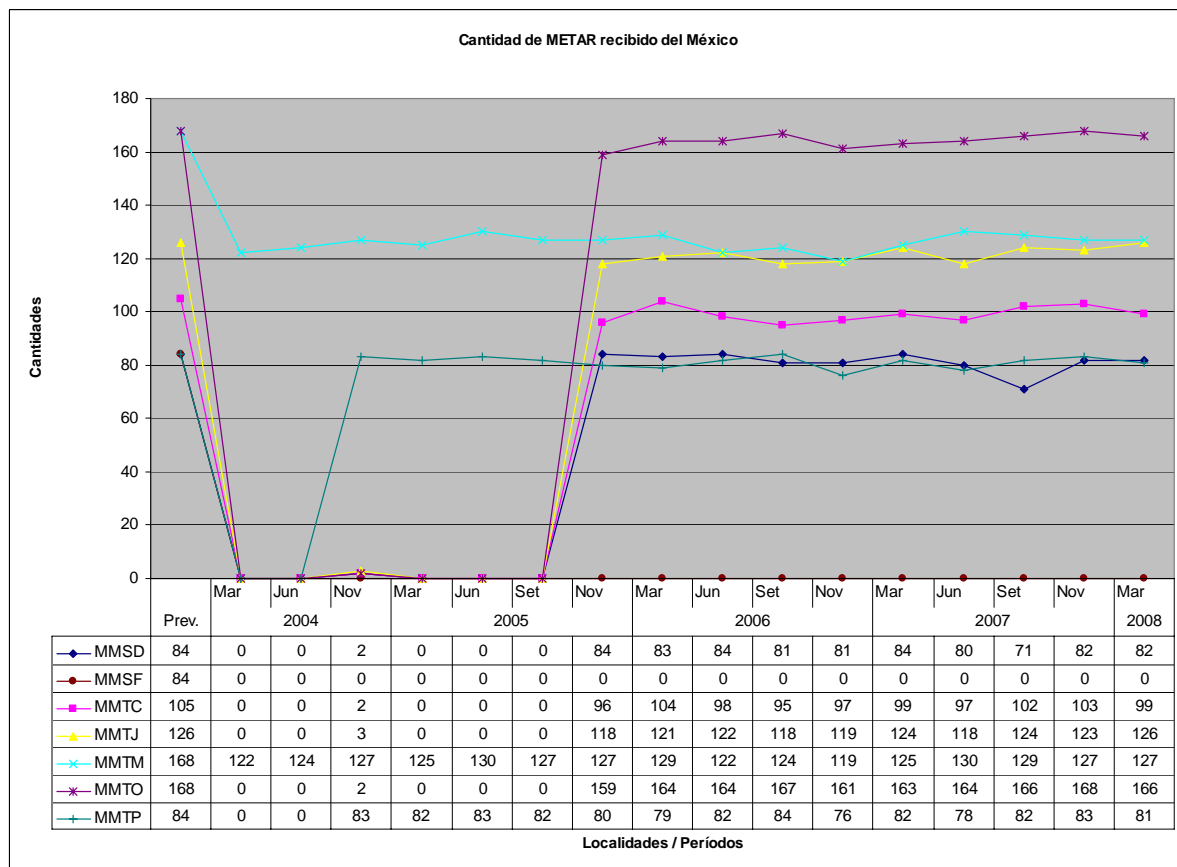
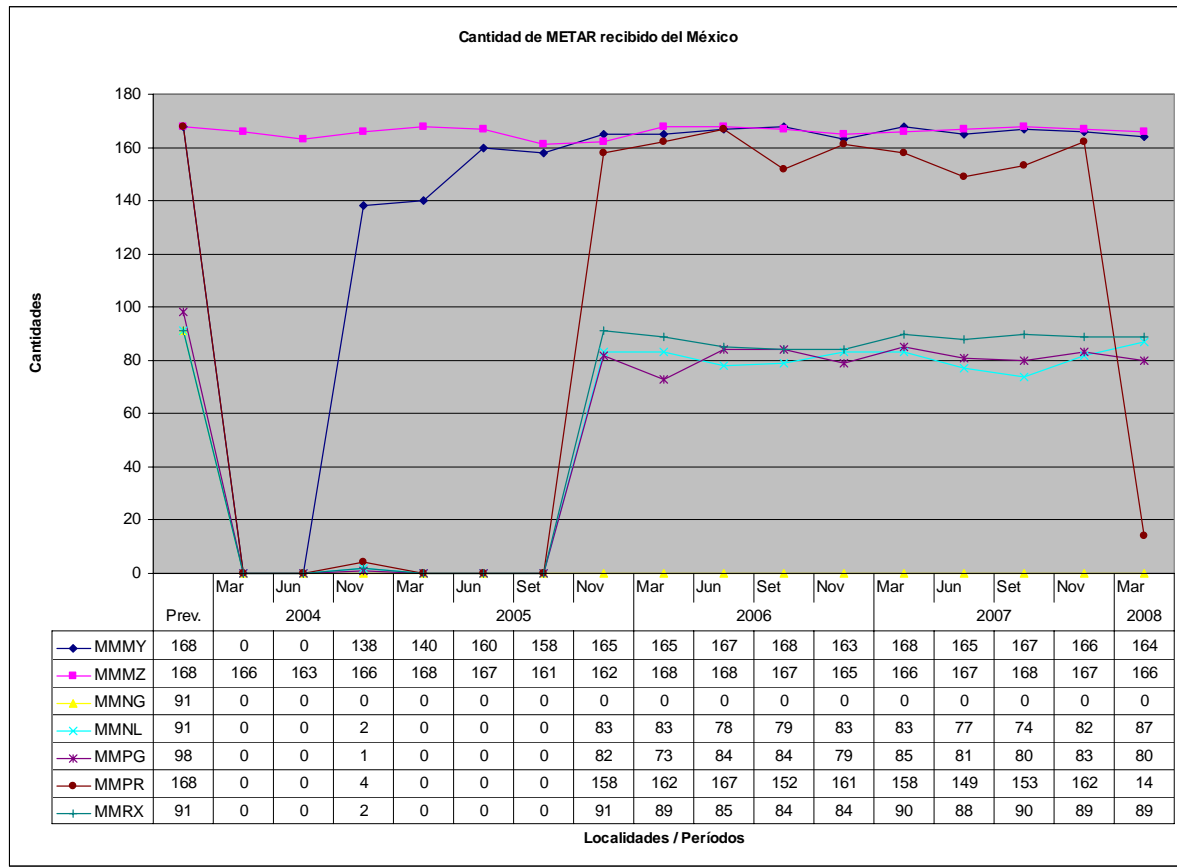


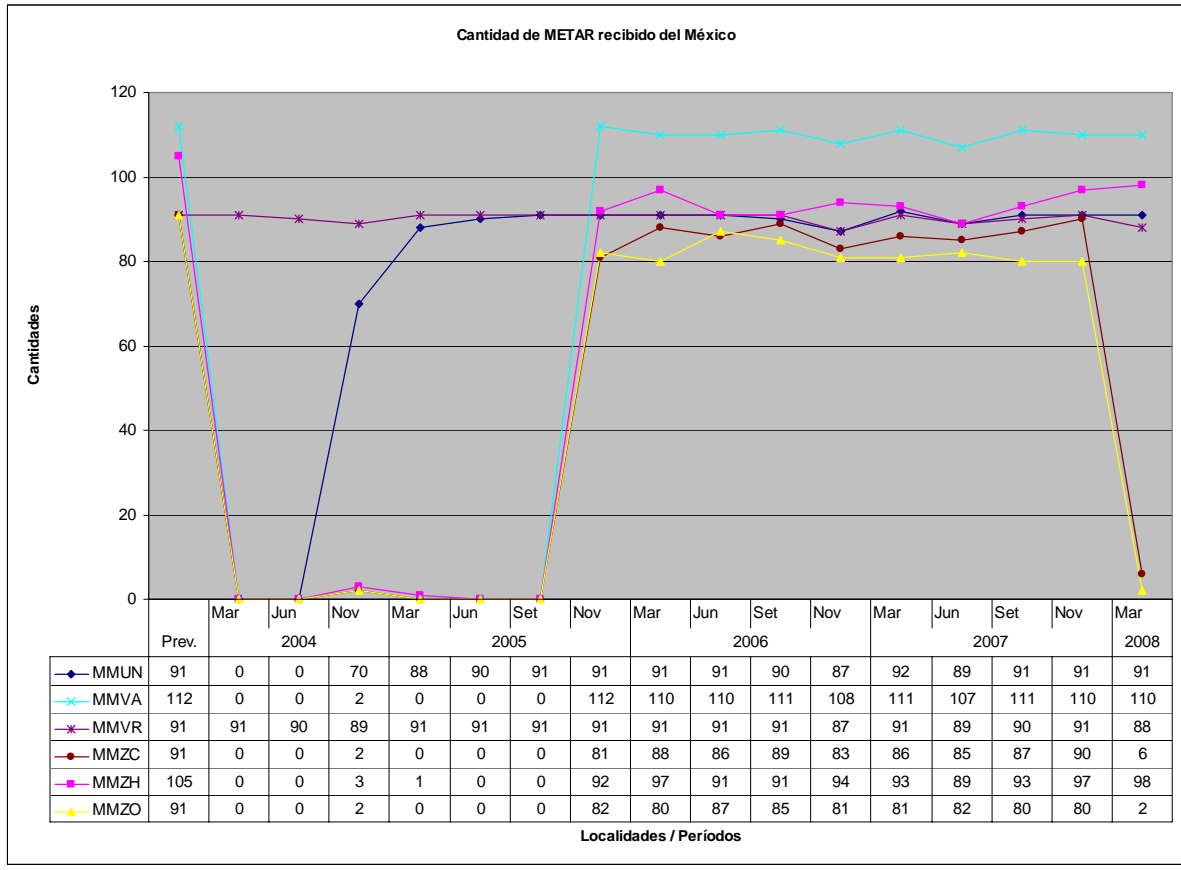


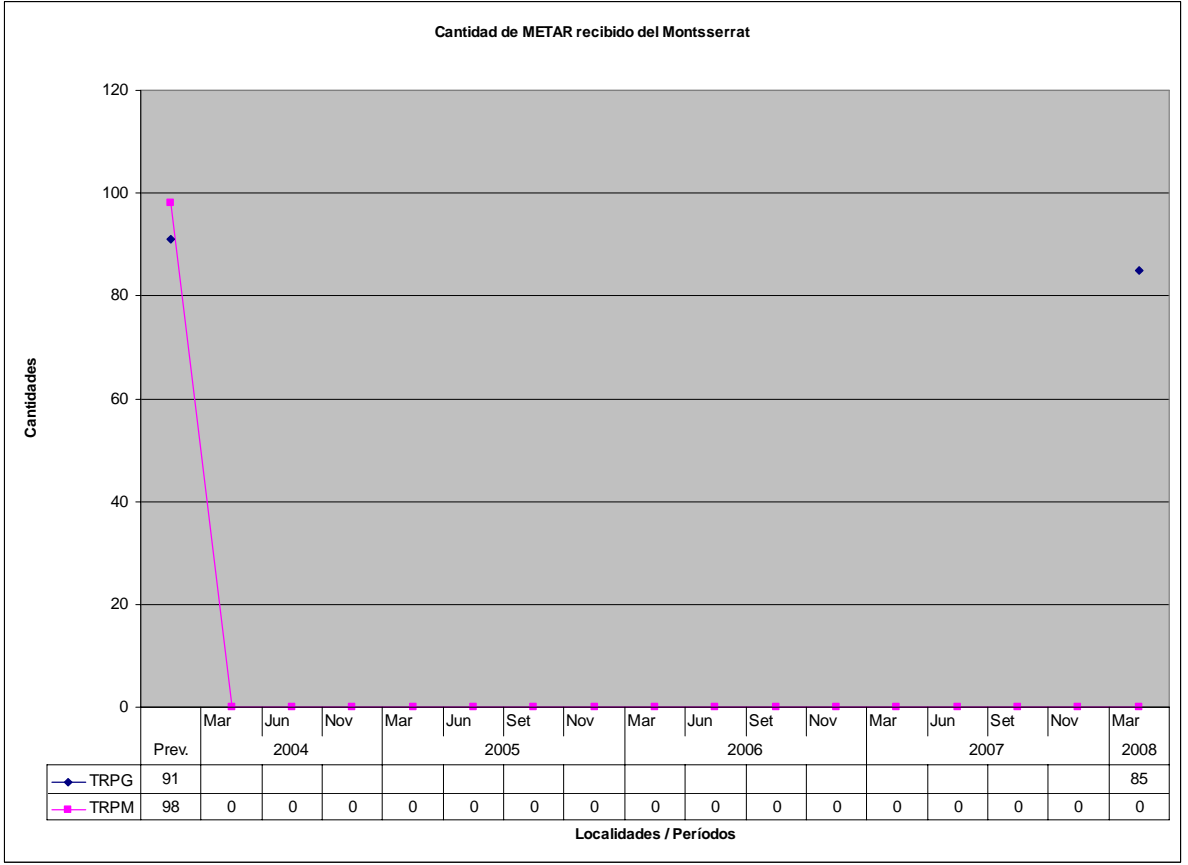
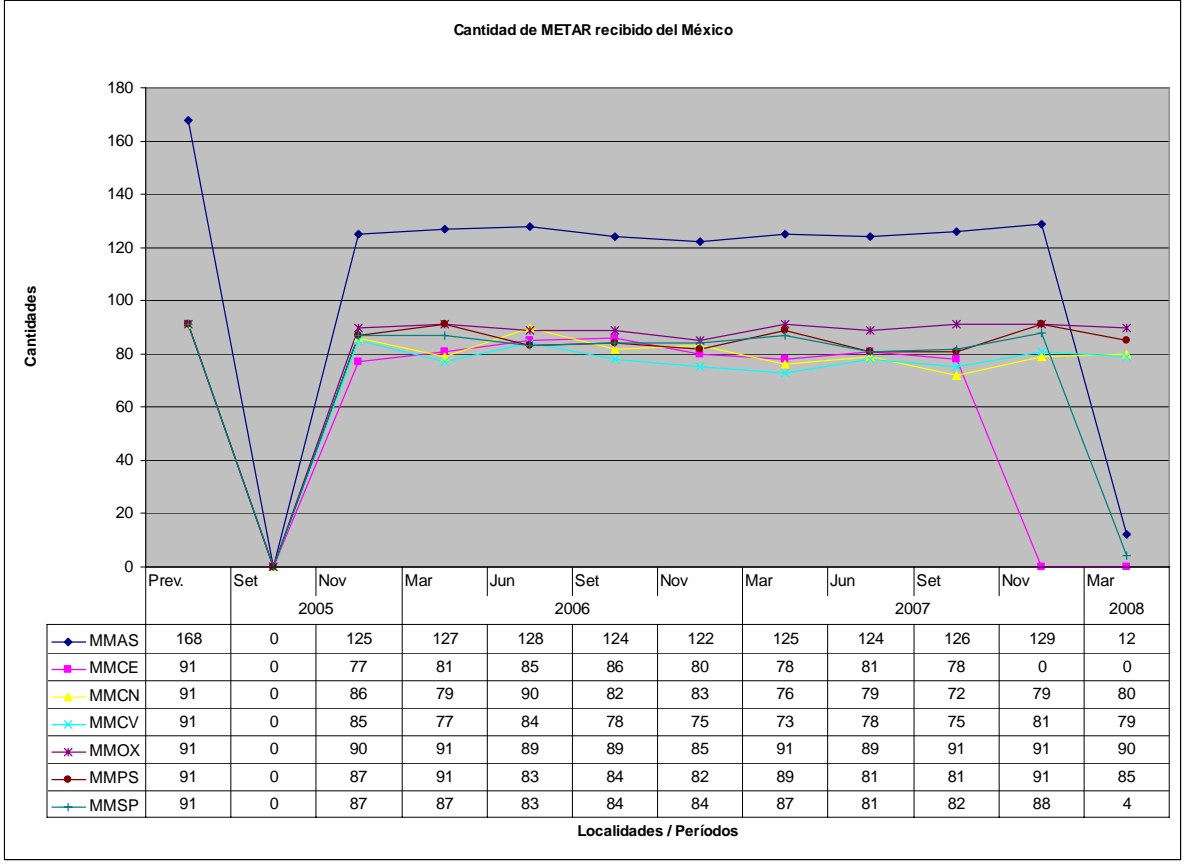


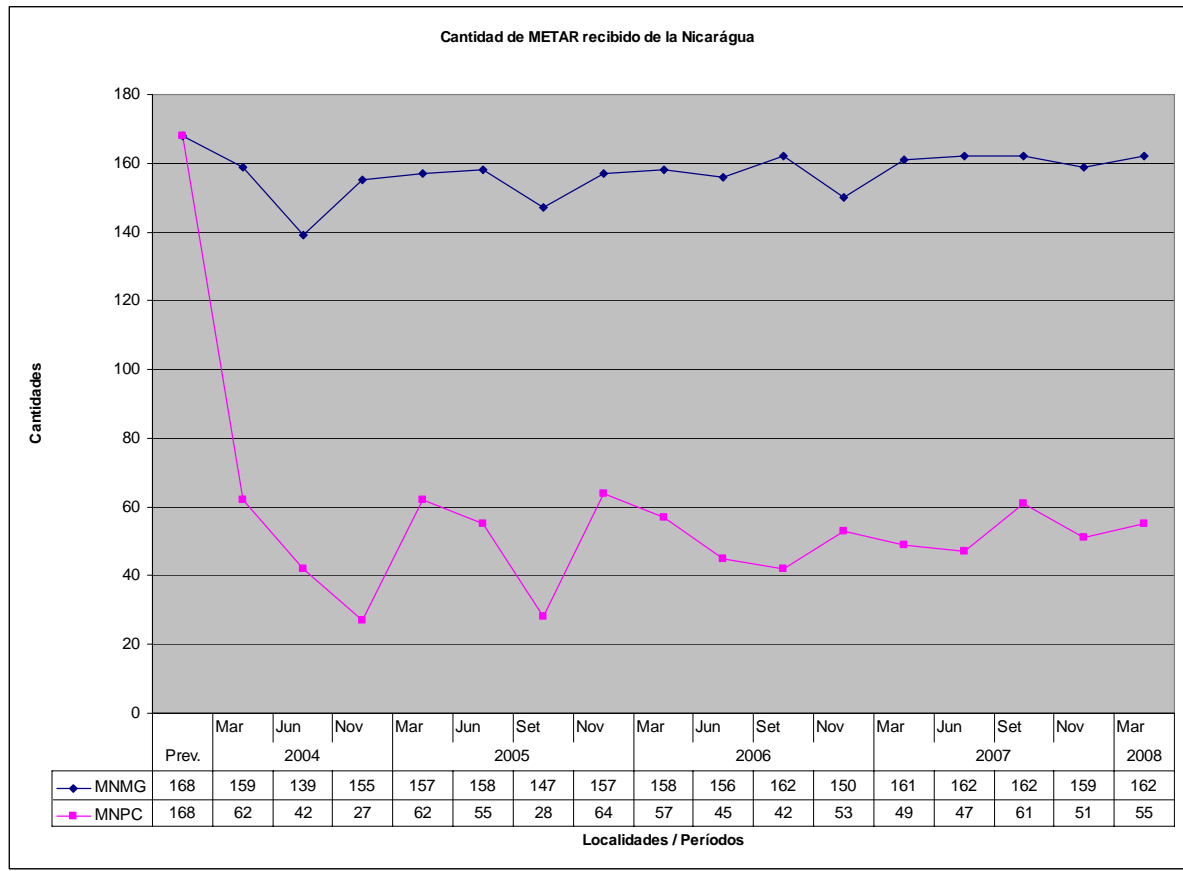


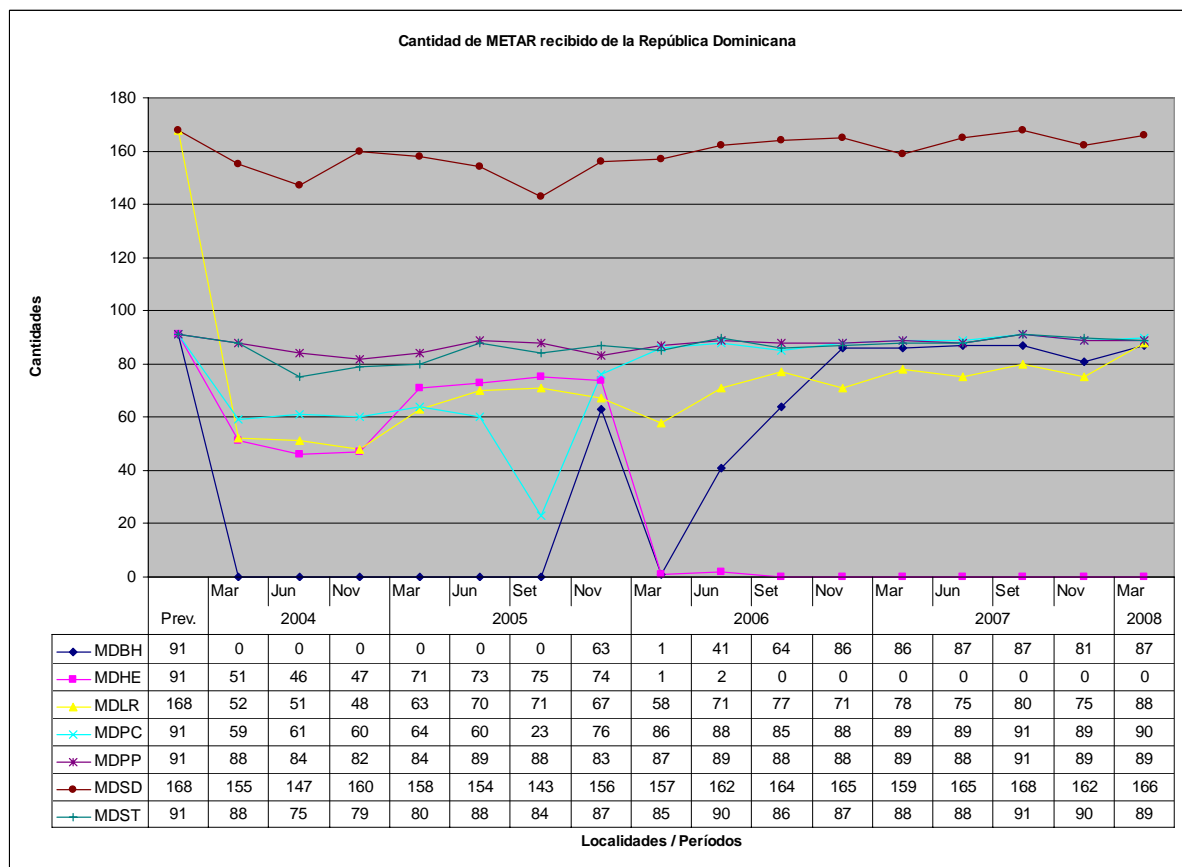
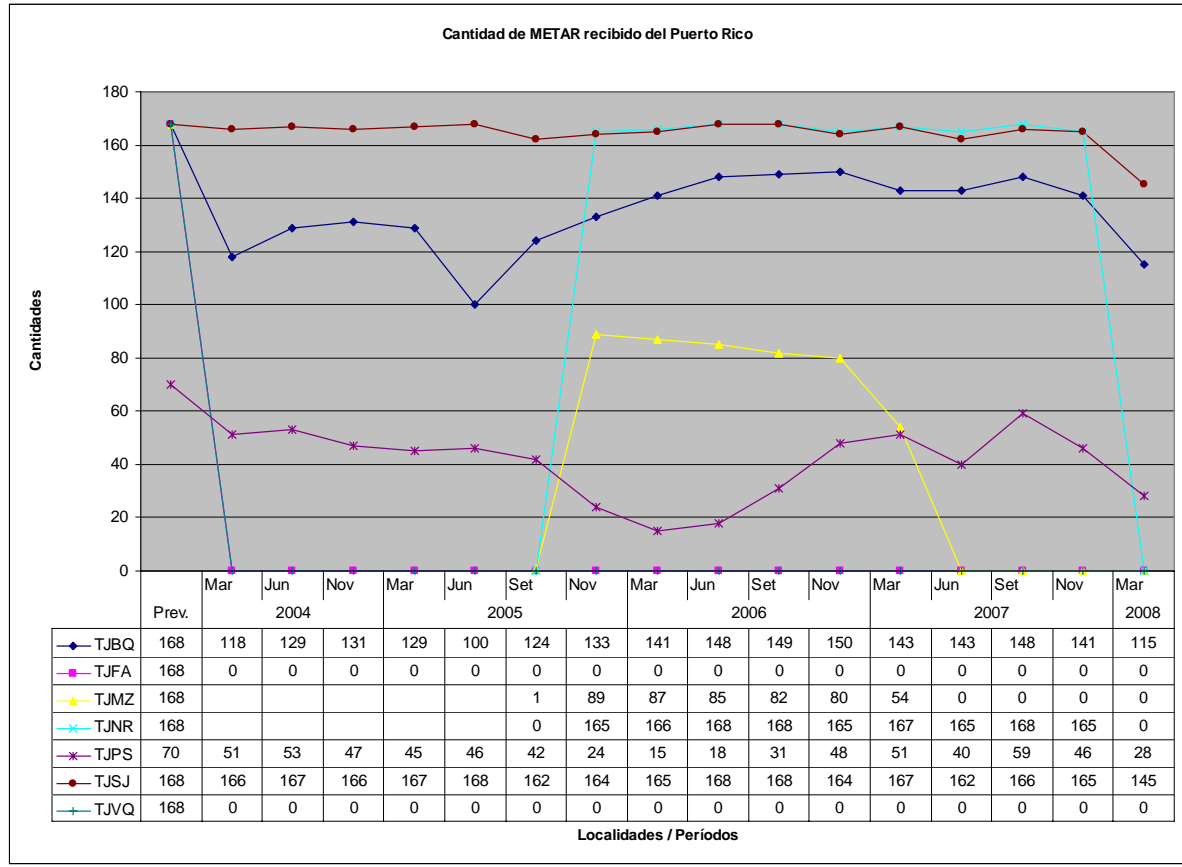


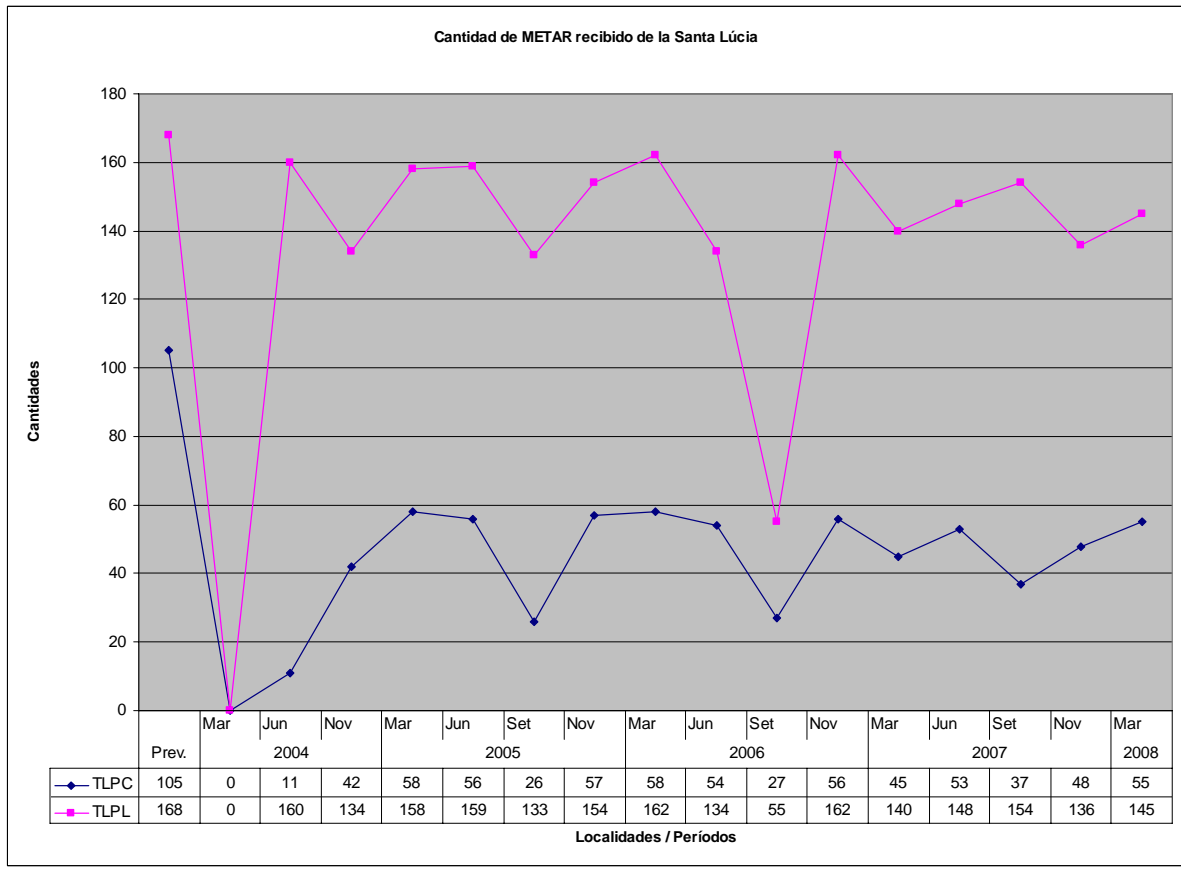
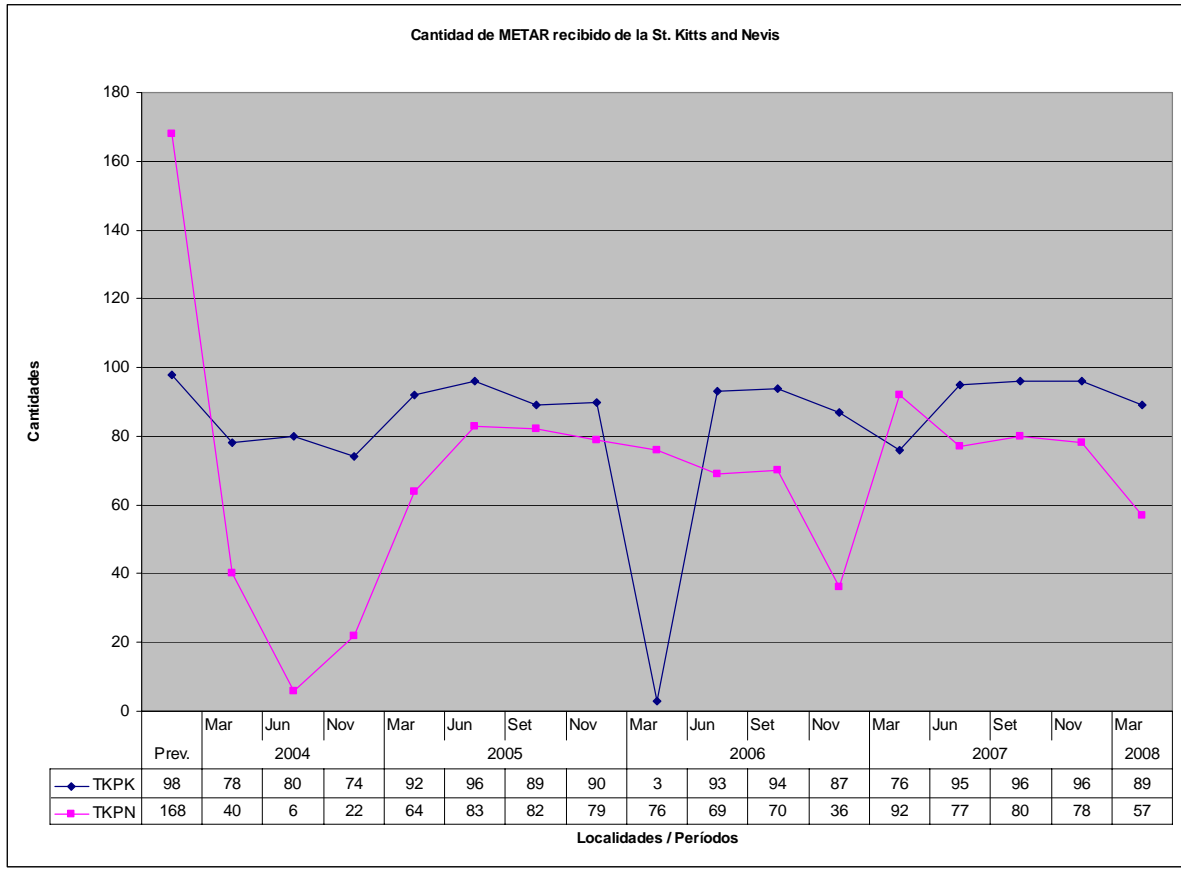


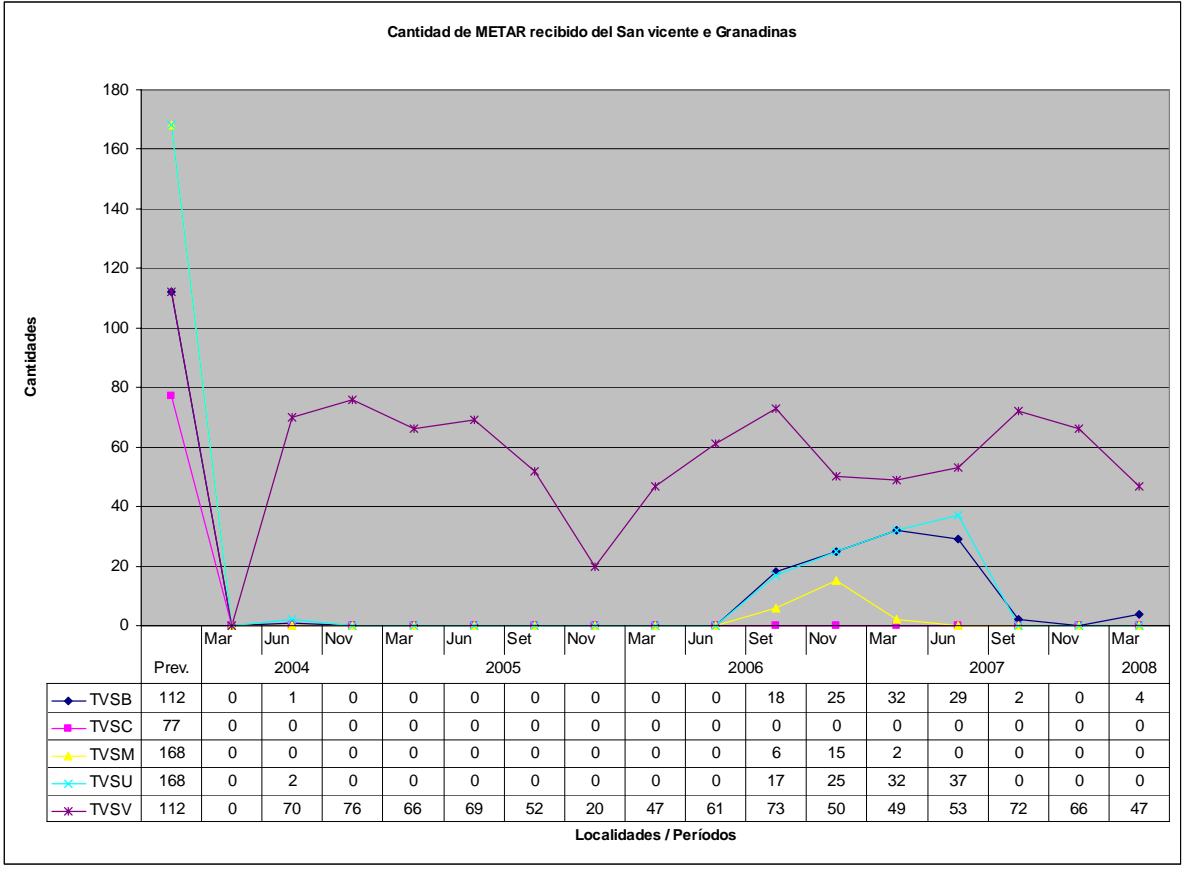


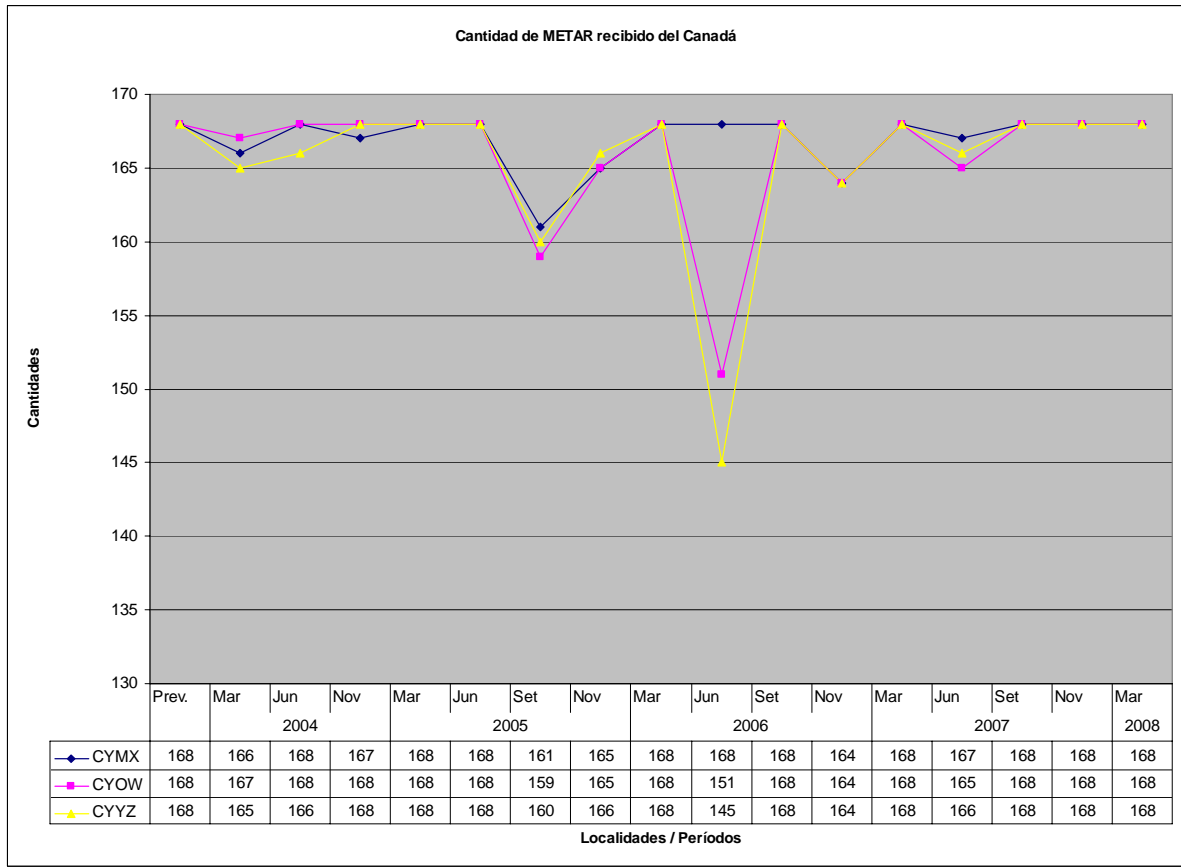
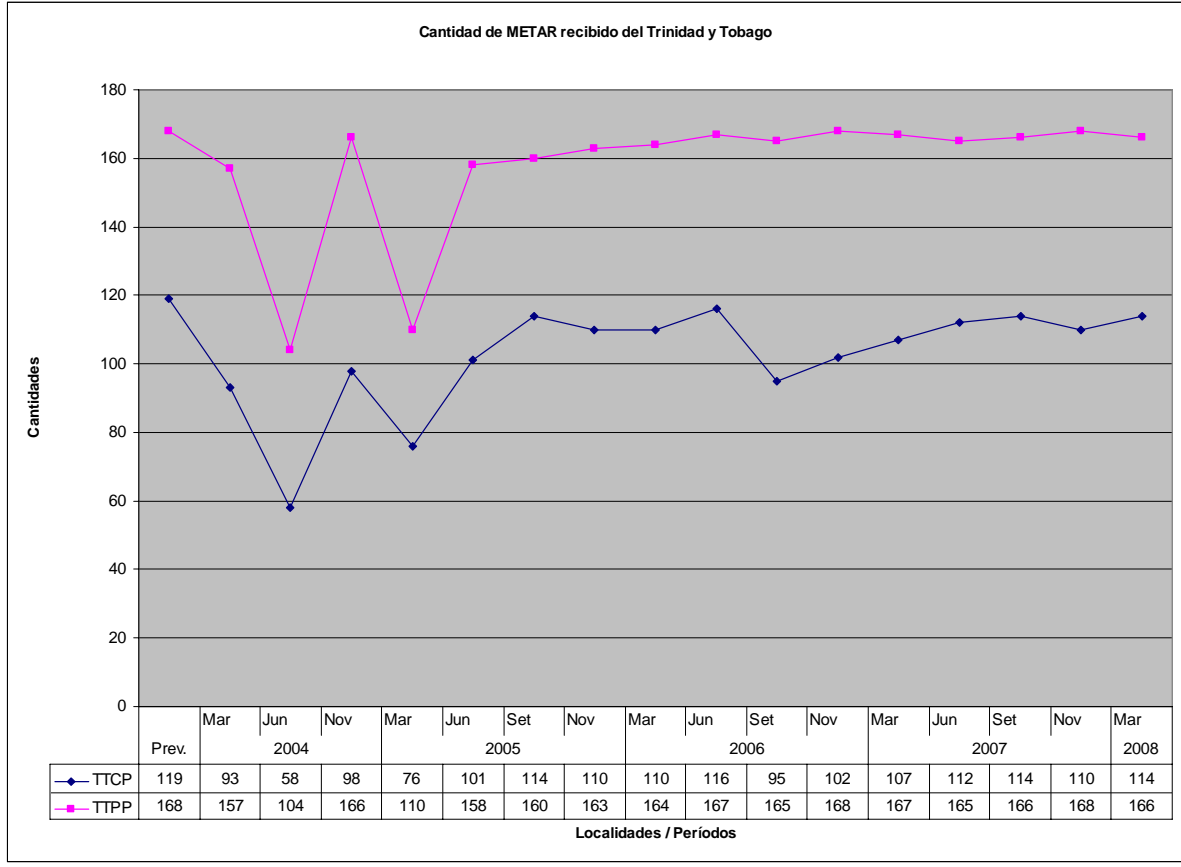


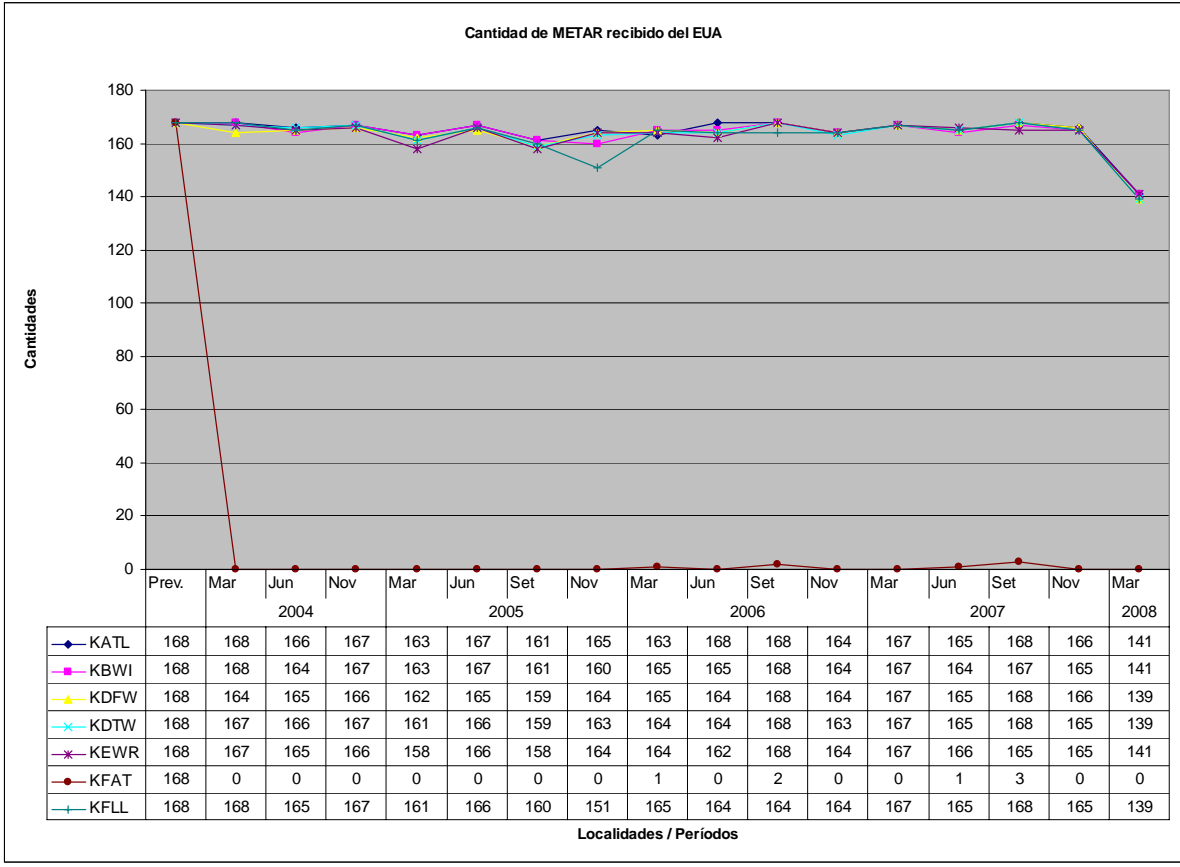


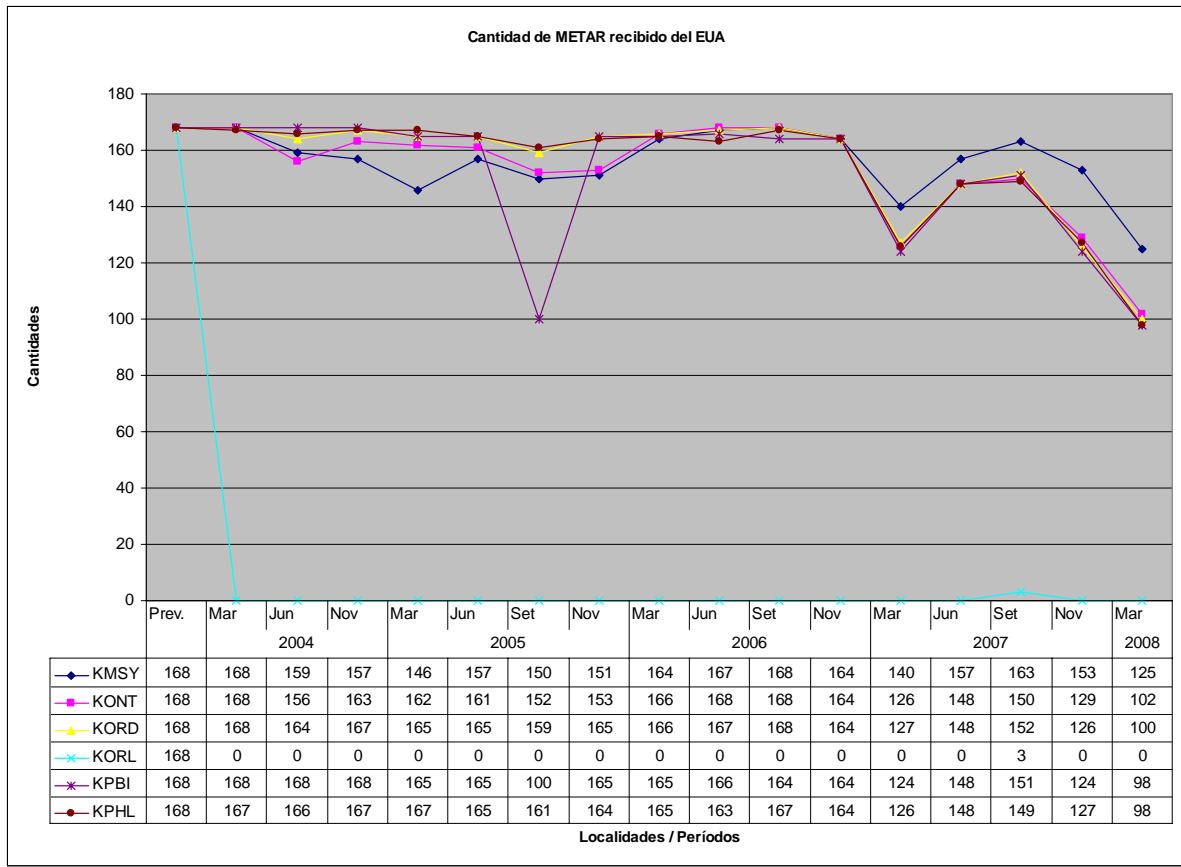
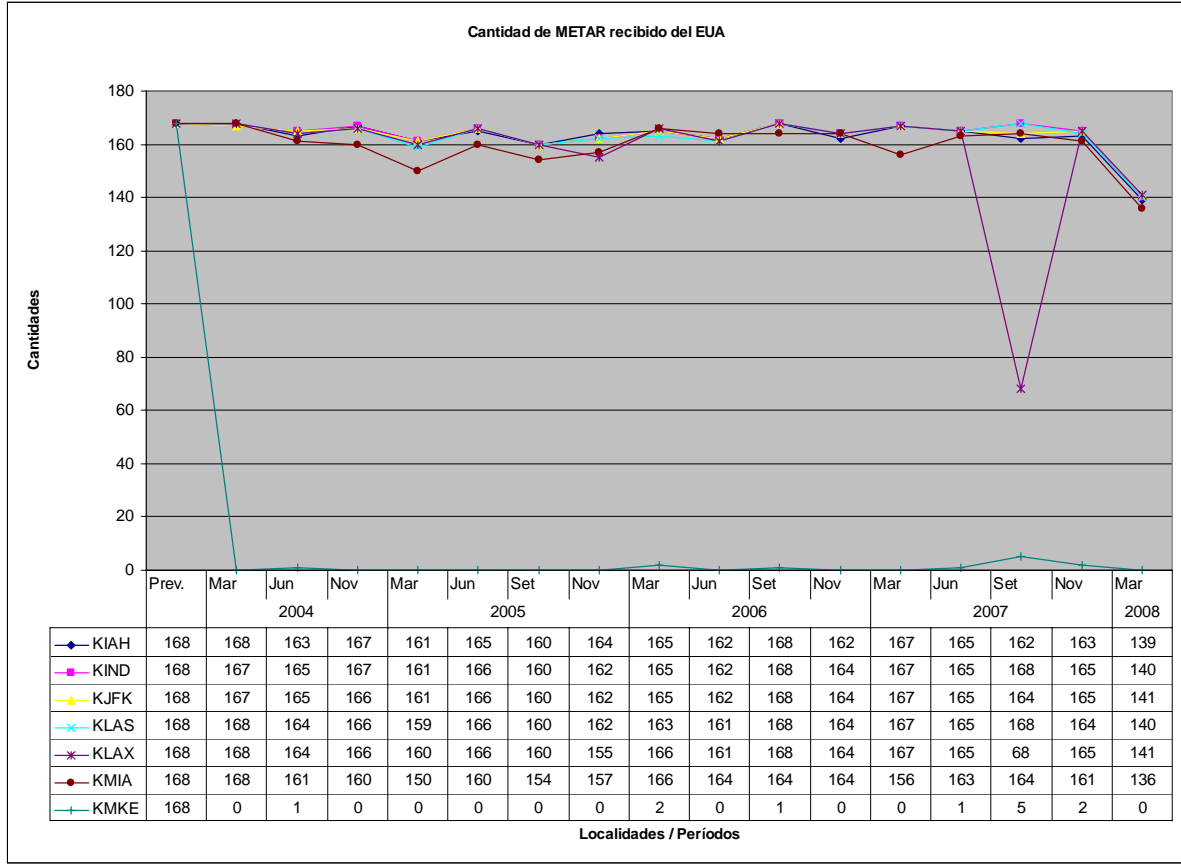


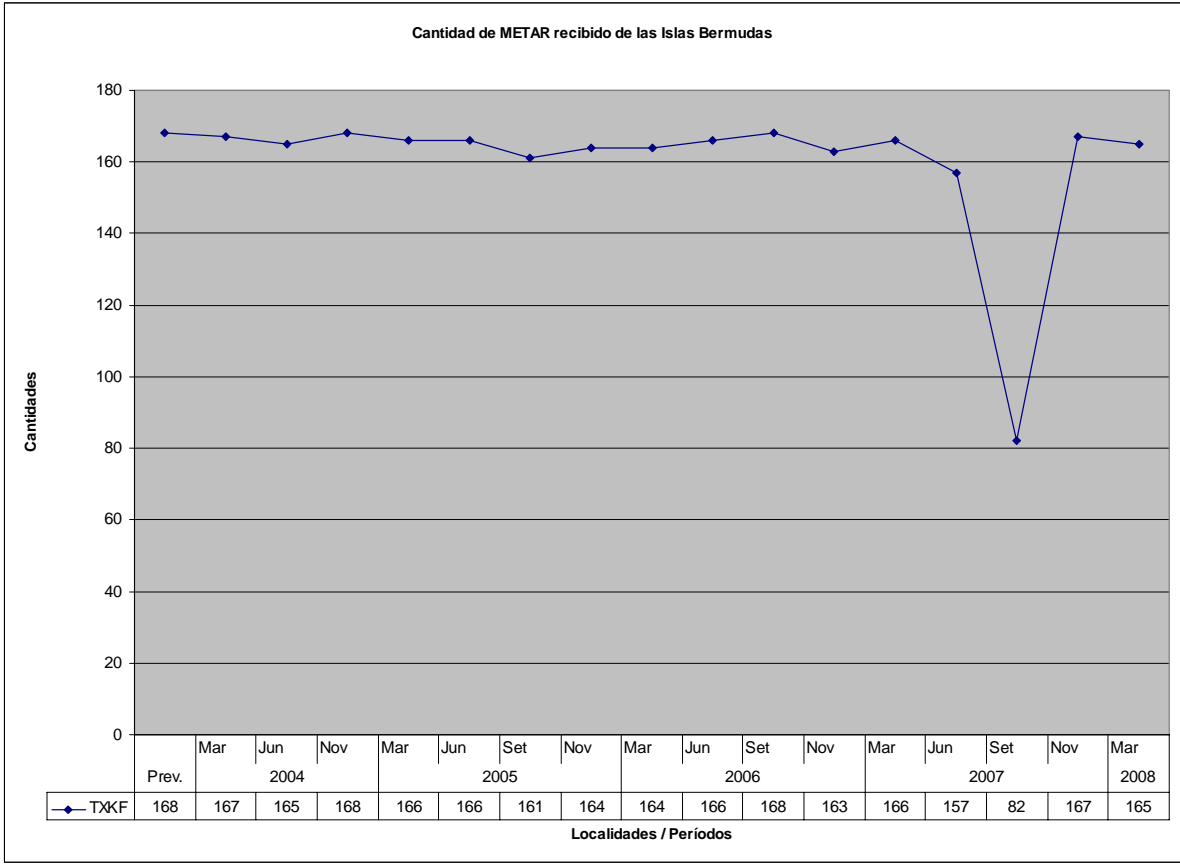
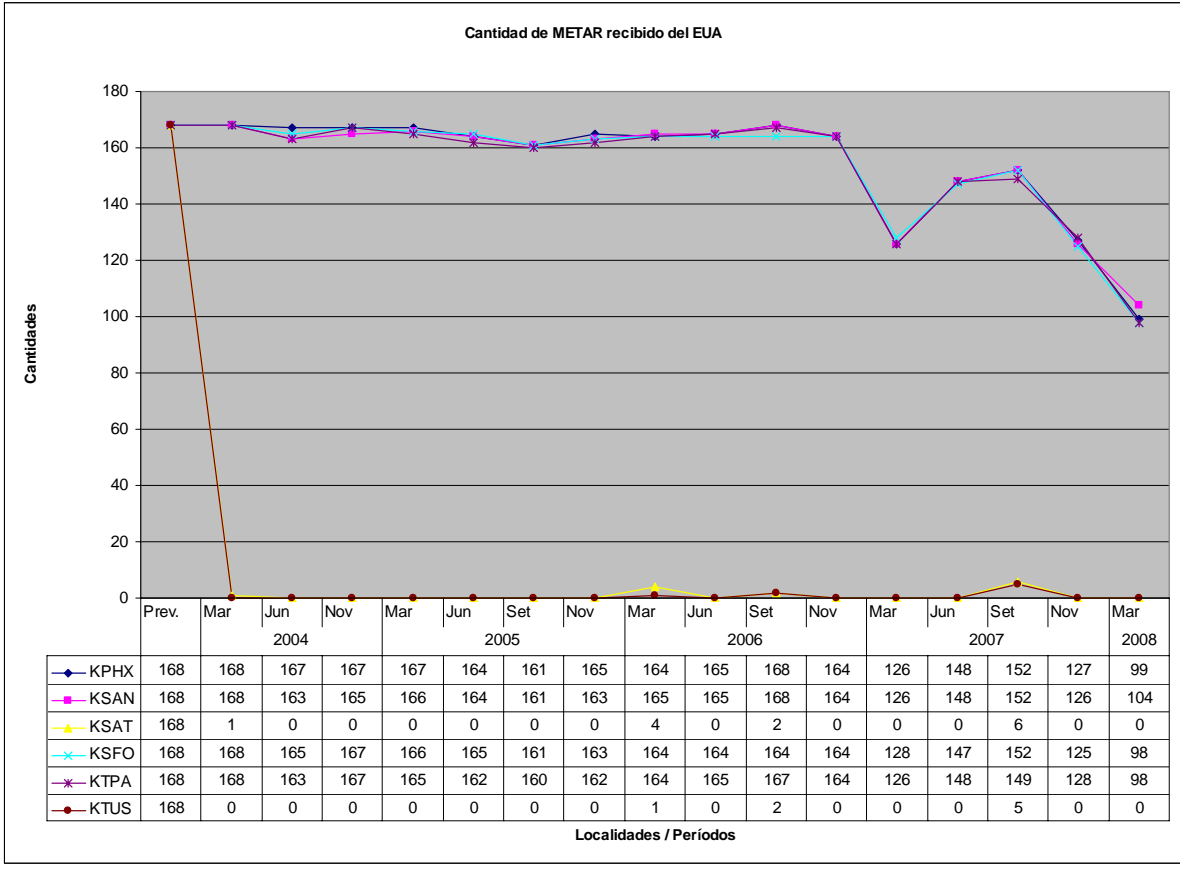


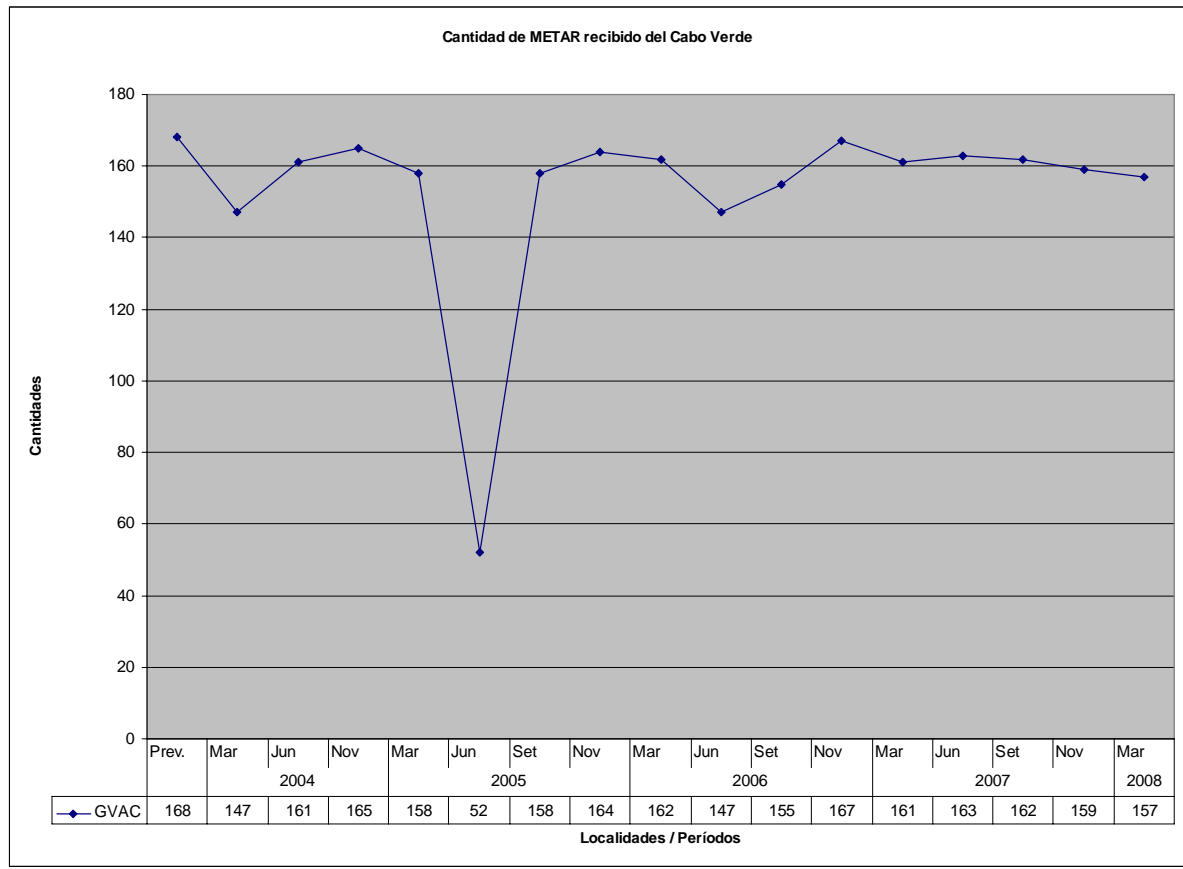


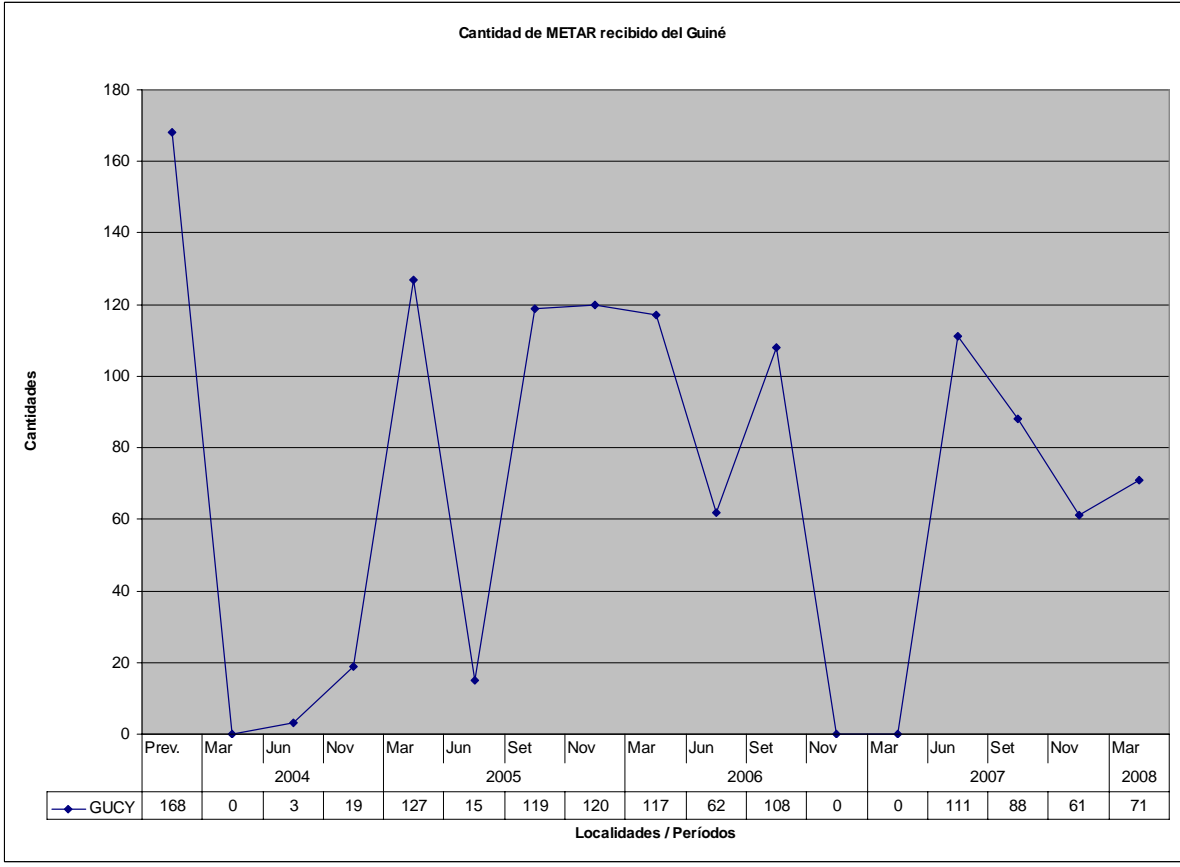
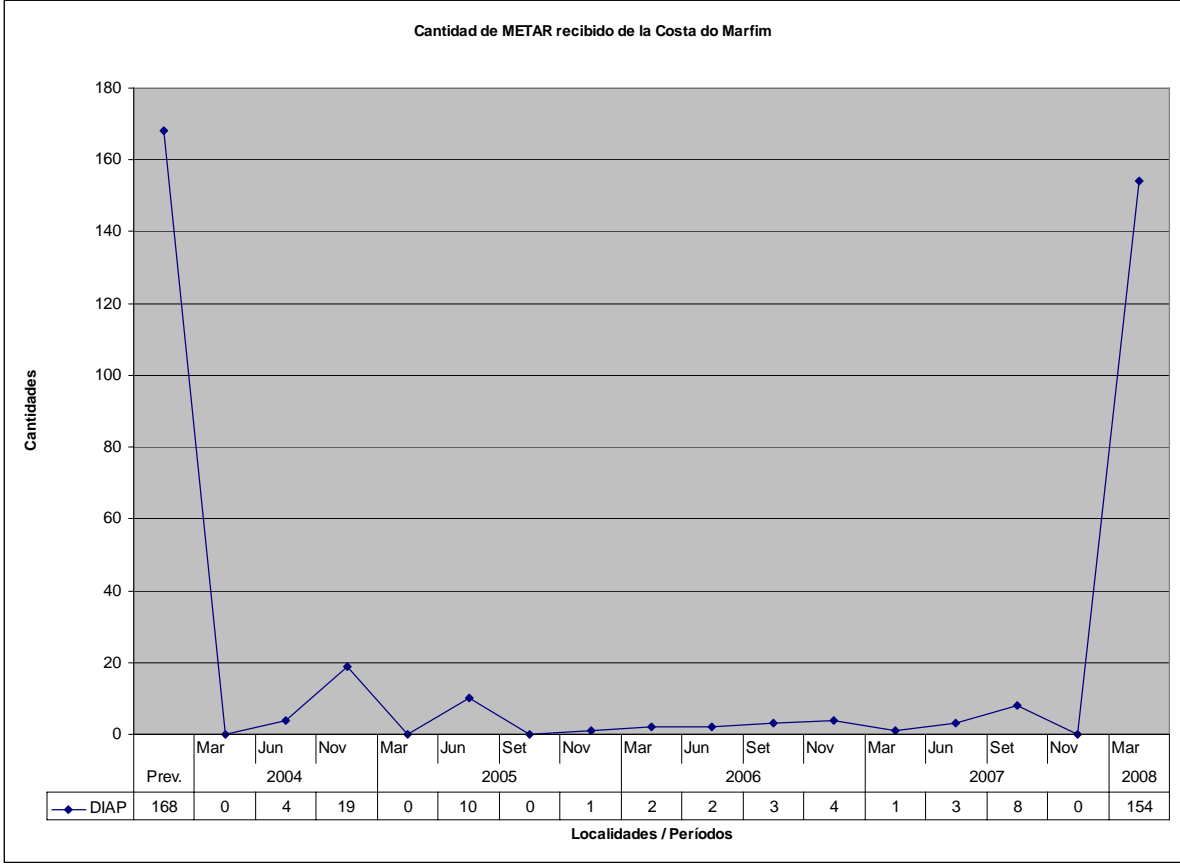


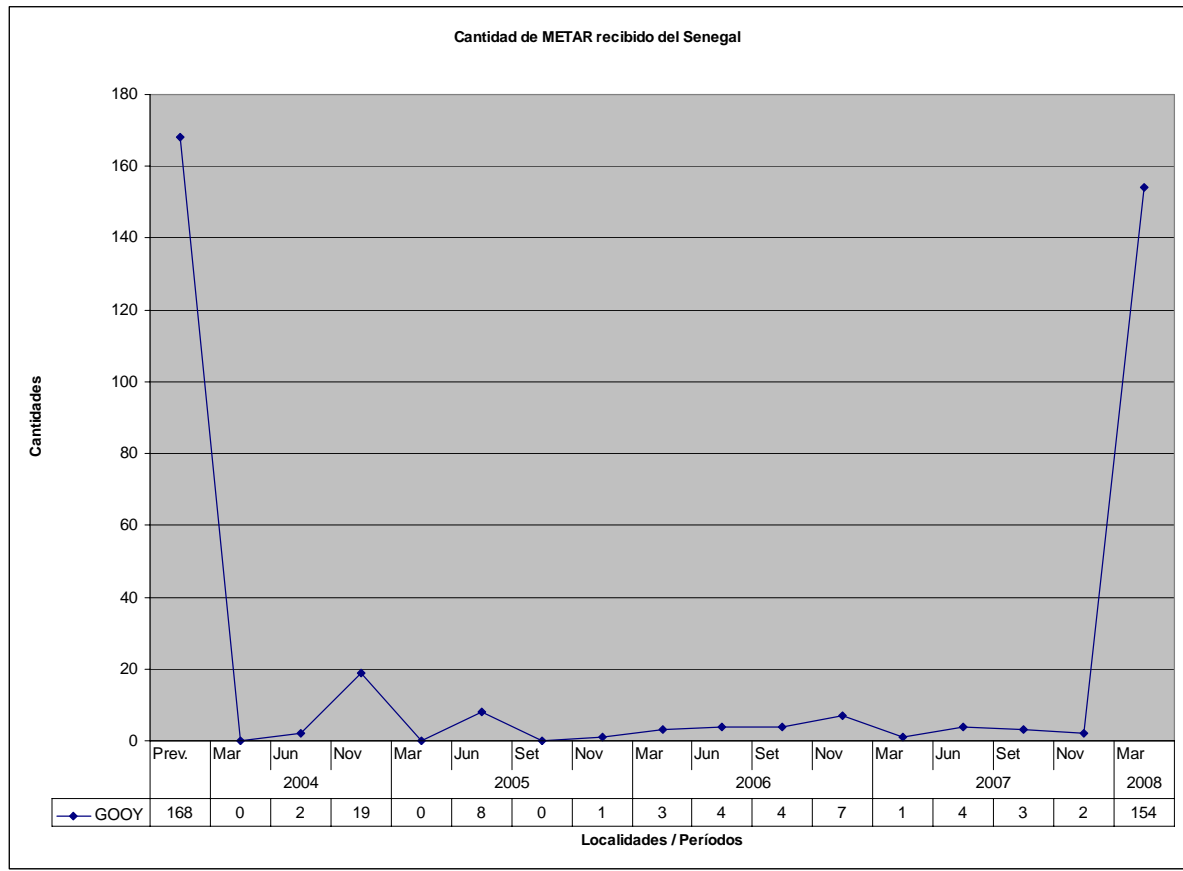
















## APPENDIX D

Tabla con la disponibilidad de TAF en el Banco OPMET de Brasília

Local	Prev.	2004			2005				2006				2007				2008
		Mar	Jun	Nov	Mar	Jun	Set	Nov	Mar	Jun	Set	Nov	Mar	Jun	Set	Nov	Mar
<b>Região SAM</b>																	
<b>Argentina</b>																	
SAAR	28	21	11	23	12	23	12	18	18	15	22	20	26	27	26	27	24
SABE	28	28	27	28	27	27	27	25	23	24	27	28	26	28	28	27	26
SACO	28	25	23	24	23	22	14	25	26	21	28	23	25	19	19	49	23
SADD	28	23	12	23	12	23	12	18	0	0	0	0	0	0	0	0	0
SADF	28	20	27	27	25	27	25	28	27	25	25	27	23	28	28	27	26
SAEZ	28	27	28	28	26	25	17	26	27	21	27	27	25	27	25	24	27
SAME	28	27	28	26	28	26	17	26	28	24	28	28	26	28	28	27	27
SANT	28	21	23	27	22	21	11	25	25	20	24	21	23	15	18	13	14
SARE	28	27	28	28	28	26	16	0	28	23	28	28	22	28	21	26	28
SARF	28	27	28	28	28	26	15	0	27	23	24	28	25	28	21	26	28
SARI	28	26	28	28	28	26	16	0	28	23	24	28	24	27	21	25	28
SARP	28	26	28	20	28	26	14	0	28	22	24	28	25	28	21	26	28
SASA	28	25	23	23	23	23	14	23	26	21	28	24	25	19	19	16	23
SASJ	28	23	23	24	22	22	14	24	26	21	28	23	25	19	18	16	23
SAVC	28	2	1	26	27	26	17	27	27	21	25	26	26	26	18	21	28
SAWE	28	26	26	25	27	26	16	27	28	19	25	25	26	27	19	20	27
SAWG	28	23	24	26	27	25	17	27	28	20	25	26	26	26	16	21	28
SAWH	28	26	26	26	28	25	17	27	28	19	24	26	26	27	6	0	27
SAZM	28	22	12	23	12	23	12	17	20	16	21	19	26	27	28	25	27
SAZN	28	21	8	22	12	23	12	17	18	16	22	20	27	28	26	27	27
SAZS	28	21	11	23	12	23	12	18	19	16	21	19	26	28	27	25	26
<b>Bolivia</b>																	
SLCB	28	27	27	27	27	25	26	28	23	28	28	28	28	28	28	28	28
SLCO	28						2	4	4	0	2	1	2	0	0	0	2
SLET	28						0	0	0	0	0	0	0	0	1	0	0
SLLP	28	27	27	27	28	25	27	28	26	23	28	28	28	28	28	28	28
SLPO	28						0	0	0	0	0	0	0	0	0	0	0
SLPS	28						17	20	13	0	1	0	2	0	1	0	0
SLSU	28						0	0	0	0	1	0	2	0	0	0	0
SLTJ	21						0	0	0	17	21	21	21	24	20	21	21
SLTR	28	22	18	24	23	21	23	26	22	24	26	28	28	28	27	28	28
SLVR	28	27	18	26	27	25	26	27	26	28	28	28	28	28	27	27	28
<b>Chile</b>																	
SCAR	28	21	20	19	20	20	13	21	22	20	21	20	21	21	21	21	21
SCBA	28						0	28	27	14	28	27	27	23	28	26	26
SCCF	21						0	21	22	20	21	20	21	21	21	21	21
SCCI	28	27	27	26	28	26	17	28	27	19	28	27	27	27	28	27	27
SCDA	28	20	20	19	20	20	13	21	21	20	21	20	13	21	21	21	21
SCEL	28	28	27	26	28	26	17	28	28	24	27	27	27	28	28	27	28
SCFA	21	21	19	19	20	21	13	21	22	20	21	20	20	21	21	21	21
SCIE	28	26	27	26	28	26	17	28	28	22	28	27	27	28	28	27	28
SCIP	14	14	14	14	11	13	90	14	14	13	14	13	13	14	14	14	14
SCJO	28						0	28	28	22	28	27	27	14	14	14	13
SCSE	28						0	28	28	26	28	27	27	28	28	27	28
SCTC	28	21	26	26	28	27	17	28	28	22	28	27	27	27	28	27	28
SCTE	28	28	26	26	28	27	17	28	28	22	28	27	27	28	28	27	28

Local	Prev.	2004			2005				2006				2007				2008
		Mar	Jun	Nov	Mar	Jun	Set	Nov	Mar	Jun	Set	Nov	Mar	Jun	Set	Nov	Mar
<b>Colômbia</b>																	
SKBG	28						0	0	0	0	0	0	2	28	27	24	0
SKBO	28	25	23	24	25	22	26	26	26	28	28	24	27	27	28	27	0
SKBQ	28	25	23	24	25	22	26	26	26	28	27	23	27	25	28	28	0
SKCC	28	0	0	0	0	0	0	0	0	0	0	0	26	28	28	28	0
SKCG	28	24	23	24	25	21	25	23	26	28	28	23	26	27	28	28	0
SKCL	28	24	23	22	25	22	26	26	25	27	28	23	27	28	28	28	0
SKLT	28	16	18	19	25	17	21	19	26	28	28	23	27	28	28	26	0
SKPE	28						0	0	0	0	0	0	2	27	25	23	0
SKRG	28	20	20	19	19	17	18	16	24	28	28	24	27	25	23	26	0
SKSP	28	24	23	25	20	17	16	15	26	27	28	23	27	24	23	26	0
<b>Equador</b>																	
SEGU	28	20	18	25	23	25	25	27	26	22	26	22	24	27	23	24	24
SELT	21	20	19	25	23	25	25	27	26	22	26	23	21	27	23	24	23
SEMT	28	20	18	25	23	24	25	24	26	22	26	23	24	26	23	22	23
SEQU	28	20	18	25	23	25	25	24	26	22	26	23	24	27	23	24	23
<b>Guiana</b>																	
SYCJ	28	1	0	0	0	3	0	0	1	4	1	0	0	0	7	0	4
<b>Guiana Francesa</b>																	
SOCA	28	28	27	28	27	28	28	28	27	27	28	27	28	28	28	28	28
<b>Panamá</b>																	
MPBO	28	0	0	0	0	0	0	0	0	0	0	0	0	0	0	0	0
MPCH	28	0	0	0	0	0	0	0	0	0	0	0	0	0	0	0	0
MPDA	21	9	12	14	13	0	11	14	13	12	13	6	14	13	13	10	14
MPMG	21	9	13	14	14	0	13	13	13	13	14	6	14	14	12	12	14
MPTO	28	19	24	27	28	27	26	27	27	26	27	9	28	26	28	28	28
<b>Paraguai</b>																	
SGAS	28	25	27	27	25	1	26	27	27	25	26	24	25	28	28	15	28
SGES	28	23	27	27	24	1	26	27	27	25	26	24	25	27	28	14	27
<b>Peru</b>																	
SPHI	28	27	28	28	26	28	28	28	27	28	28	28	28	28	27	28	28
SPHO	21						0	0	0	0	1	0	1	0	0	0	21
SPHY	14						0	0	0	0	1	0	1	0	0	0	12
SPIM	28	21	26	28	27	28	28	28	27	28	28	28	28	28	27	28	28
SPJL	28						0	0	1	0	1	0	1	0	0	0	23
SPME	14						0	0	0	0	0	0	0	0	0	0	16
SPQT	28	22	26	28	27	28	28	27	28	28	28	28	28	28	27	28	28
SPQU	28	27	28	28	27	28	28	27	28	28	28	28	28	28	28	28	28
SPRU	28	26	28	28	26	28	28	28	27	28	28	28	28	28	27	28	28
SPSO	28	20	25	28	27	28	28	28	27	28	28	28	28	28	27	28	28
SPTN	28	21	25	28	27	28	28	28	27	27	28	28	28	28	27	28	28
SPTU	28						0	0	0	0	1	0	0	0	0	0	27
SPYL	28						0	0	0	0	1	0	1	0	0	0	23
SPZO	28	25	28	28	27	28	28	28	28	28	28	28	28	28	28	28	28
<b>Suriname</b>																	
SMJP	28	23	22	27	27	0	26	27	27	26	27	28	18	0	27	27	26
SMNI	28	0	0	0	25	0	26	27	27	28	27	27	16	0	26	25	24
SMZO	28	0	0	0	3	0	26	28	27	27	28	27	18	0	27	27	26

- D3 -

Local	Prev.	2004			2005				2006				2007				2008	
		Mar	Jun	Nov	Mar	Jun	Set	Nov	Mar	Jun	Set	Nov	Mar	Jun	Set	Nov	Mar	
<b>Uruguai</b>																		
SUAA	28	22	14	28	28	27	27	26	28	20	27	26	28	17	26	25	25	
SUCA	28	22	14	28	28	27	27	26	28	20	27	26	28	16	26	25	26	
SULS	28	23	14	28	28	27	27	26	28	20	27	26	28	16	25	27	28	
SUMU	28	25	25	28	28	27	28	26	28	20	27	26	28	11	25	27	28	
SURV	28	0	1	3	0	1	5	25	28	20	26	26	28	13	26	25	26	
SUSO	28						5	23	28	20	26	26	28	15	25	27	26	
<b>Venezuela</b>																		
SVAC	28						0	0	0	0	0	0	0	0	0	0	0	
SVBC	28	26	27	25	27	28	27	28	26	24	25	24	26	26	24	23	24	
SVBI	28						0	0	0	0	0	0	0	0	0	0	0	
SVBM	28						0	1	0	0	1	0	0	14	13	17	19	
SVCB	28						0	0	0	0	0	0	0	0	0	0	0	
SVCL	28						0	0	0	0	0	0	0	0	0	0	0	
SVCR	28						0	0	0	0	0	0	0	0	0	0	0	
SVCU	28						0	0	0	0	0	0	0	0	0	0	0	
SVFM	28						0	0	0	0	0	0	0	0	0	0	0	
SVGI	28						0	0	0	0	0	0	0	0	0	0	0	
SVGU	28						0	0	0	0	0	0	0	0	0	0	0	
SVHG	28						0	0	0	0	0	0	0	0	0	0	0	
SVJC	14	0	0	0	0	0	0	0	0	0	0	0	0	0	0	0	0	
SVJM	28						0	0	0	0	0	0	0	0	0	0	0	
SVMC	28	26	27	24	27	28	27	28	28	24	25	23	25	26	24	24	24	
SVMD	28						0	0	0	0	0	0	0	0	0	0	0	
SVMG	28	26	27	25	27	28	26	28	28	24	25	24	25	26	24	24	24	
SVMI	28	26	27	25	27	28	27	28	28	24	25	24	25	26	24	24	24	
SVMT	28						0	0	0	0	0	0	0	0	0	0	0	
SVPA	28						0	0	0	0	0	0	0	0	0	0	0	
SVSA	28	0	0	24	27	25	26	28	28	23	25	24	25	26	24	24	24	
SVSO	28						0	0	0	0	0	0	0	0	0	0	0	
SVSR	28						0	0	0	0	0	0	0	0	0	0	0	
SVTM	28															0	0	
SVVA	28	17	21	14	7	27	25	18	26	18	20	15	17	17	21	27	24	
SVVP	28						0	0	0	0	0	0	0	0	2	0	0	
<b>Região CAR</b>																		
<b>Anguilla</b>																		
TQPF	28	0	0	0	0	0	0	0	0	0	0	0	0	0	0	0	0	13
<b>Antígua e Barbuda</b>																		
TAPA	28	14	24	18	18	18	15	22	22	26	24	19	27	27	27	25	22	
<b>Antilhas Francesas</b>																		
TFFF	28	25	0	18	23	0	28	27	27	28	28	28	28	28	28	26	25	
TFFR	28	27	27	28	23	28	27	27	28	27	27	28	28	28	27	26	25	
<b>Antilhas Holandesas</b>																		
TNCB	28	28	28	28	28	28	26	27	28	28	27	26	26	28	27	28	24	
TNCC	28	28	27	28	28	28	26	28	28	28	28	26	26	28	27	28	25	
TNCE	28	0	0	0	0	0	0	0	0	0	0	0	0	0	0	0		
TNCM	28	27	27	25	28	27	26	26	28	28	28	25	26	28	27	27	21	
<b>Aruba</b>																		
TNCA	28	28	27	28	28	28	26	28	27	27	28	26	26	28	27	28	25	



- D5 -

Local	Prev.	2004			2005				2006				2007				2008
		Mar	Jun	Nov	Mar	Jun	Set	Nov	Mar	Jun	Set	Nov	Mar	Jun	Set	Nov	Mar
<b>Honduras</b>																	
MHLC	28	22	28	27	27	23	17	22	25	19	27	27	28	25	26	26	27
MHLM	28	22	28	27	26	22	16	21	25	19	25	27	28	25	27	27	28
MHRO	28	21	28	27	26	24	16	21	21	19	26	27	28	26	27	26	28
MHTG	28	22	28	27	27	24	16	22	25	19	27	24	28	24	27	28	28
<b>Ilhas Bahamas</b>																	
MYAM	28	0	0	0	0	0	0	0	0	0	0	0	0	0	0	0	0
MYAT	28	0	0	0	0	0	0	0	0	0	0	0	0	0	0	0	0
MYBS	28	0	0	0	0	0	0	0	0	0	0	0	0	0	0	0	0
MYEG	28	0	0	0	0	0	0	0	0	0	0	0	0	0	0	0	0
MYEH	28	0	0	0	0	0	0	0	0	0	0	0	0	0	0	0	0
MYEM	28	0	0	0	0	0	0	0	0	0	0	0	0	0	0	0	0
MYER	28						0	0	0	0	0	0	0	0	0	0	0
MYGF	28	0	0	0	0	0	0	0	1	0	0	0	1	0	0	0	1
MYGW	28	0	0	0	0	0	0	0	0	0	0	0	0	0	0	0	0
MYLS	28	0	0	0	0	0	0	0	0	0	0	0	0	0	0	0	0
MYNN	28	0	24	11	20	10	25	27	13	22	28	27	24	28	18	16	23
MYSM	28	0	0	0	0	0	0	0	0	0	0	0	0	0	0	0	0
<b>Ilhas Cayman</b>																	
MWCB	28	20	0	25	0	0	0	0	0	0	0	0	1	0	0	0	0
MWCR	28	22	0	25	0	0	0	0	1	0	0	0	1	0	0	0	0
<b>Ilhas Turks and Caicos</b>																	
MBGT	28	0	8	7	3	8	11	17	6	10	18	11	9	16	14	5	13
MBPV	28	0	8	6	4	7	10	14	6	10	20	11	9	16	11	5	14
MBSC	28	0	0	0	0	0	0	0	0	0	0	0	0	0	0	0	0
<b>Ilhas Virgens (Inglaterra)</b>																	
TUPI	28	0	0	0	0	0	0	0	0	0	0	0	0	0	0	0	12
TUPW	28	0	0	0	0	0	0	0	0	0	0	0	0	0	0	0	0
<b>Ilhas Virgens (Estados Unidos)</b>																	
TIST	28	28	28	25	28	28	27	27	28	28	28	27	28	28	23	27	24
TISX	28	28	28	26	28	28	27	27	28	28	24	27	28	28	28	25	24
<b>Jamaica</b>																	
MKJP	28	27	26	27	26	25	20	28	28	24	15	21	25	24	20	19	7
MKJS	28	28	25	27	22	28	20	27	28	24	13	21	26	24	20	19	15
<b>México</b>																	
MMAA	28	28	28	25	24	28	26	26	26	27	28	27	28	28	28	28	28
MMAN	28	0	0	0	0	0	0	0	1	14	13	14	14	14	14	14	14
MMAS	28						0	0	1	1	0	0	0	0	0	0	0
MMBT	28	0	0	0	0	0	0	0	0	1	0	0	1	0	0	0	0
MMCE	28						0	0	0	1	0	0	0	0	0	0	0
MMCL	28				0	0	0	0	0	14	14	14	14	14	14	14	14
MMCM	28	0	0	0	0	0	0	0	1	14	14	14	14	14	14	14	14
MMCN	28						0	0	1	1	0	0	0	0	0	0	0
MMCP	28	0	0	0	0	0	0	0	0	14	14	13	14	14	14	14	14
MMCS	28	0	0	0	0	0	0	0	1	14	13	14	13	14	14	18	14
MMCU	28	0	0	0	0	0	0	0	1	14	13	14	13	14	14	14	14
MMCV	28						0	0	0	1	0	0	0	0	0	0	0
MMCZ	28	14	14	13	14	14	15	13	14	14	14	14	12	14	14	14	14



- D7 -

Local	Prev.	2004			2005				2006				2007				2008
		Mar	Jun	Nov	Mar	Jun	Set	Nov	Mar	Jun	Set	Nov	Mar	Jun	Set	Nov	Mar
<b>República Dominicana</b>																	
MDBH	28	7	2	2	2	7	6	6	3	12	23	24	23	22	4	5	5
MDHE	28	18	10	11	13	23	14	6	0	0	0	0	0	0	0	0	0
MDLR	28	27	26	24	25	27	25	24	24	26	28	27	27	25	28	27	26
MDPC	28	28	26	28	24	28	26	24	24	26	28	26	26	25	28	27	26
MDPP	28	28	26	26	25	28	26	24	24	25	28	27	25	25	28	27	25
MDSD	28	28	26	26	24	28	25	24	24	25	27	27	27	25	28	27	25
MDST	28	28	26	26	25	28	26	24	24	25	27	27	27	25	28	27	26
<b>Saint Kitts and Nevis</b>																	
TKPK	28	19	19	17	19	20	20	17	20	20	21	19	17	20	0	25	24
TKPN	28	0	0	0	0	0	0	0	0	0	0	0	0	0	0	0	0
<b>Santa Lúcia</b>																	
TLPC	28	1	25	23	22	28	22	27	25	21	24	23	24	28	26	23	22
TLPL	28	13	28	24	23	28	22	28	25	22	24	24	25	28	26	24	25
<b>San Vicente e Grenadinas</b>																	
TVSB	28	0	0	0	0	0	0	0	0	0	0	0	0	0	0	0	0
TVSC	28	0	0	0	0	0	0	0	0	0	0	0	0	0	0	0	0
TVSM	28	0	0	0	0	0	0	0	0	0	0	0	0	0	0	0	0
TVSU	28	0	0	0	0	0	0	0	0	0	0	0	0	0	0	0	0
TVSV	28	8	14	15	13	13	13	14	13	13	16	14	15	16	8	13	13
<b>Trinidad e Tobago</b>																	
TTCP	28	28	8	26	26	5	27	20	27	22	28	26	27	28	26	26	24
TTPP	28	28	9	27	26	28	27	20	27	22	28	27	27	28	27	26	24
<b>Região NAM</b>																	
<b>Canadá</b>																	
CYMX	28	26	28	28	28	27	27	27	28	28	28	26	28	28	28	28	28
CYOW	28	0	0	28	28	27	27	27	28	28	28	26	28	28	28	28	28
CYQG	28	0	0	28	28	27	27	27	28	28	28	26	28	28	28	28	28
CYQY	28	0	0	0	0	0	0	0	0	1	1	0	0	0	0	0	0
CYUL	28	27	28	28	28	27	27	27	28	28	28	26	28	28	28	28	28
CYVR	28	0	0	28	28	27	27	27	28	28	28	26	28	28	28	28	28
CYYZ	28	0	0	28	28	27	27	27	28	28	28	26	28	28	28	28	28
<b>Estados Unidos</b>																	
KATL	28	25	28	26	25	28	27	26	27	28	28	27	23	28	27	24	25
KBDL	28	26	27	18	26	27	24	24	27	28	28	27	25	27	27	26	21
KBOS	28	26	28	15	25	25	23	22	28	28	28	27	20	27	26	25	
KBWI	28	28	27	18	25	27	23	25	28	28	28	27	27	28	25	26	25
KCLE	28	27	28	28	28	26	25	24	27	27	28	27	26	27	26	24	25
KDEN	28	25	28	27	26	26	23	26	26	27	28	27	27	28	26	24	25
KDFW	28	24	27	26	28	27	26	25	27	27	28	27	27	28	27	25	25
KDTW	28	27	27	28	27	27	23	23	28	27	28	27	25	28	27	26	23
KEWR	28	27	27	28	28	27	25	27	28	27	28	27	27	27	27	23	24
KFAT	28	23	26	27	25	27	25	25	26	28	28	27	23	28	28	26	22
KFLL	28	26	28	28	24	26	24	25	27	25	28	27	25	28	28	27	22
KIAD	28	26	28	27	26	26	27	26	28	26	28	27	26	28	26	25	24
KIAG	28	26	28	27	24	26	27	27	28	28	28	27	22	28	27	24	23
KIAH	28	27	27	26	25	24	23	27	28	27	28	27	22	27	27	24	25
KIND	28	25	26	27	26	27	23	26	28	28	28	27	26	28	27	27	26
KJFK	28	28	25	27	21	27	22	26	27	26	27	27	25	27	26	23	25

Local	Prev.	2004			2005				2006				2007				2008
		Mar	Jun	Nov	Mar	Jun	Set	Nov	Mar	Jun	Set	Nov	Mar	Jun	Set	Nov	Mar
KLAS	28	26	28	27	26	27	23	27	27	28	28	27	25	28	25	26	22
KLAX	28	28	28	26	24	28	24	25	28	28	28	27	22	28	26	26	24
KMIA	28	24	28	25	26	28	27	27	28	27	28	27	24	28	27	26	24
KMKE	28	25	28	28	25	24	25	26	28	28	28	27	24	27	26	25	24
KMSY	28	26	28	27	24	26	26	25	26	26	28	27	21	26	25	23	25
KOAK	28	25	28	28	27	28	25	26	28	27	28	27	25	27	27	26	24
KONT	28	26	28	25	25	26	26	26	28	28	28	27	26	28	24	26	25
KORD	28	27	27	27	26	27	25	25	28	26	28	27	23	27	28	27	25
KORL	28	0	0	0	0	0	0	0	0	0	0	0	0	0	0	0	0
KPBI	28	26	28	28	27	27	24	26	28	28	28	27	26	28	25	26	24
KPHL	28	25	25	28	25	28	25	25	28	27	28	26	27	28	26	26	25
KPHX	28	25	28	27	26	27	23	25	27	27	28	27	23	28	25	26	23
KPIT	28	26	27	27	28	28	26	26	28	28	28	27	25	27	26	24	24
KPUB	28	27	28	27	27	26	27	26	28	27	28	26	25	28	28	24	25
KSAN	28	25	28	26	28	27	26	27	28	28	28	27	26	28	27	27	26
KSAT	28	23	27	27	27	26	25	23	28	27	28	27	23	28	26	24	24
KSCK	28	26	28	27	27	27	26	26	28	25	27	27	20	26	27	24	24
KSEA	28	26	28	27	28	25	26	24	26	26	28	27	26	28	27	27	23
KSFO	28	26	26	26	24	27	27	26	28	27	28	27	26	27	27	26	25
KTPA	28	26	27	27	26	28	26	25	27	26	28	27	24	27	28	26	23
KTUS	28	26	26	25	28	24	27	25	28	28	28	27	0	28	27	24	22
<b>Região NAT</b>																	
<b>Bermudas</b>																	
TXKF	28	26	28	28	28	27	27	27	28	28	28	26	28	26	11	28	28
<b>Região AFI</b>																	
<b>Africa do Sul</b>																	
FABL	28	19	15	15	7	24	23	24	18	24	24	22	16	22	19	22	27
FACT	28	27	22	15	26	26	28	27	27	23	17	23	25	17	19	27	28
FADN	28	28	24	18	26	28	27	27	28	24	19	20	14	23	19	27	28
FAJS	28	28	24	18	28	27	27	28	26	24	25	25	18	23	23	23	28
<b>Angola</b>																	
FNLU	28	2	15	9	8	10	4	11	9	17	5	1	0	2	2	2	21
<b>Cabo Verde</b>																	
GVAC	28	27	28	28	28	25	28	28	28	25	28	27	26		26	27	28
<b>Congo</b>																	
FCBB	28	27	28	28	28	28	27	27	28	28	28	28	27	28	28	28	27
<b>Costa do Marfim</b>																	
DIAP	28	0	0	0	0	0	0	0	0	0	0	1	1	0	1	0	26
<b>Gambia</b>																	
GBYD	28	0	1	0	0	0	0	0	0	0	0	1	0	2	0	0	27
<b>Ghana</b>																	
DGAA	28	0	0	0	0	0	0	0	1	0	0	0	0	2	0	0	11
<b>Guiné Bissau</b>																	
GGOV	28	0	0	0	0	0	0	0	1	0	0	1	0	1	0	0	27





- D11 -

Local	Prev.	2004			2005				2006				2007				2008
		Mar	Jun	Nov	Mar	Jun	Set	Nov	Mar	Jun	Set	Nov	Mar	Jun	Set	Nov	Mar
<b>Portugal</b>																	
LPAZ	28						28	27	28	28	26	22	28	27	28	28	28
LPFR	28	20	28	28	28	28	28	28	28	28	28	22	28	28	28	28	28
LPPR	28	20	28	28	28	28	28	28	28	28	27	22	28	28	28	28	25
LPPS	28	19	28	28	28	28	28	28	28	28	27	22	28	28	28	28	28
LPPT	28	20	28	28	28	28	28	28	28	28	28	22	28	28	28	28	28
<b>República Tcheca</b>																	
LKPR	28	0	0	0	0	0	28	28	28	28	28	28	28	28	28	28	28
<b>Rússia</b>																	
UUEE	28	28	28	28	26	28	28	28	28	28	28	28	28	28	28	28	28
<b>Slováquia</b>																	
LZIB		0	0	0	0	0	0	0	28	28	28	28	28	27	28	28	28
<b>Suíça</b>																	
LSGG	28	19	28	28	26	28	28	28	28	24	27	27	28	25	28	27	27
LSZH	28	21	25	28	26	28	28	27	27	24	27	28	28	28	27	27	27
<b>Região ASIA</b>																	
<b>Austrália</b>																	
YSSY	28	0	0	0	0	0	0	0	0	0	1	1	0	0	0	0	0
<b>Nova Zelândia</b>																	
NZAA	28	28	28	28	28	28	26	27	28	28	28	28	28	28	28	28	27
NZCH	28	28	28	28	28	28	26	27	28	28	28	28	0	28	28	28	27
NZWN	28	28	28	28	28	28	26	27	28	28	28	28	28	28	28	28	27
<b>Região PAC</b>																	
<b>Polinésia Francesa</b>																	
NTAA	28	27	27	28	27	28	28	25	28	28	28	27	28	28	28	27	24
NTTG	28	0	0	0	0	0	0	0	0	0	0	0	0	0	0	0	0

Nota:  No previsto Intercâmbio de TAF nesse período.