



---

**Agenda Item 5: OPMET information exchange in the CAR/SAM Regions**

(Presented by Brazil)

<b>Summary</b>
This working paper presents a comparison of the availability of messages in the Brasilia International Data Bank.
<b>References:</b>
- CAR/SAM FASID Tables MET 2A and MET 2B;
- Catalogue of International OPMET Data available at the Brasilia International OPMET Daba Bank.

1. **Introduction**

1.1 During the operational controls carried out by the OPMET Bank from the 2000 to 2006, a great number of omissions have been noted in OPMET messages in the Brasilia Bank and subsequent detriment of air operations.

2. **General considerations**

2.1 In order to identify the deficiencias related with the availability of information in the Brasilia OPMET Bank, Brazil carried out a comparative study of the availability of OPMET messages in the period contained in **Appendix A**.

2.2 **Appendix B** presents a table with a comparative study of METAR availability.

2.3 **Appendix C** presents the graphics of the comparative study of METAR availability.

2.4 **Appendix D** presents a table with the comparative study of TAF availability

3. **Action suggested to the meeting**

3.1 Brazil invites the meeting to consider the information contained in the working paper and to adopt the pertinent actions.

## Appendix A

### **Period of the comparative study of the results of the availability of OPMET messages in the Brasilia OPMET Bank**

- 10 al 16 de junio de 2000
- 10 al 16 de noviembre de 2000
- 10 al 16 de marzo de 2001
- 10 al 16 de junio de 2001
- 10 al 16 de septiembre de 2001
- 10 al 16 de noviembre de 2001
- 10 al 16 de marzo de 2002
- 10 al 16 de junio de 2002
- 10 al 16 de septiembre de 2002
- 10 al 16 de noviembre de 2002
- 10 al 16 de marzo de 2003
- 10 al 16 de junio de 2003
- 10 al 16 de septiembre de 2003
- 10 al 16 de noviembre de 2003
- 10 al 16 de marzo de 2004
- 10 al 16 de junio de 2004
- 10 al 16 de noviembre de 2004
- 10 al 16 de marzo de 2005
- 10 al 16 de junio de 2005
- 10 al 16 de septiembre de 2005
- 10 al 16 de noviembre de 2005
- 10 al 16 de marzo de 2006
- 10 al 16 de junio de 2006

Appendix B

Table with METAR availability in the Brasilia OPMET Bank

Location	Hours of Operation	Prev.	2000		2001				2002				2003				2004			2005				2006	
			Jun	Nov	Mar	Jun	Sep	Nov	Mar	Jun	Sep	Nov	Mar	Jun	Sep	Nov	Mar	Jun	Nov	Mar	Jun	Sep	Nov	Mar	Jun
SAM Region																									
Argentina																									
SAAR	H-24	168	0	54	140	134	67	54	85	105	78	66	74	83	91	0	0	1	0	0	0	0	2	2	1
SABE	H-24	168	162	112	163	167	151	163	163	165	141	159	164	129	147	158	155	159	165	164	156	101	158	157	133
SACO	H-24	168	161	48	162	164	152	163	124	151	146	158	165	132	155	167	151	165	161	143	159	100	151	167	141
SADD	0900/0000	112	90								97	104	107	82	87	95	89	76	90	5	37	88	79	0	0
SADF	H-24	168													79	109	109	88	7	81	99	57	118	2	0
SAEZ	H-24	168	167	122	166	165	153	167	166	165	146	164	165	124	149	166	160	165	164	166	165	167	162	167	141
SAME	H-24	168	164	135	165	166	166	166	165	165	144	162	167	119	149	166	164	167	166	166	155	102	166	164	142
SANT	H-24	168													0	0	0	2	162	159	154	99	154	164	136
SARE	H-24	168	162	5	156	164	154	161	161	158	139	163	160	133	155	163	159	165	163	164	157	101	162	166	144
SARF	H-24	168	162	9	158	161	149	154	165	157	134	160	165	131	147	162	160	167	166	161	156	98	167	167	142
SARI	H-24	168	151	6	159	150	147	153	145	157	133	156	168	125	150	164	158	165	166	159	158	97	166	161	145
SARP	H-24	168	160	10	152	159	150	159	163	158	139	155	163	129	145	165	159	163	165	159	155	100	165	167	143
SASA	H-24	168	136	53	154	155	148	158	159	150	134	158	161	126	144	157	155	161	132	160	156	99	160	163	137
SASJ	H-24	168	113	21	99	116	106	116	97	107	91	90	97	78	88	94	91	99	97	101	93	63	154	164	142
SAVC	H-24	168	167												0	0	0	2	167	160	157	98	166	165	138
SAWE	0900/2300	105	118	83	100	96	85	98	1	99	100	100	101	76	89	101	102	93	97	99	74	62	95	102	85
SAWG	H-24	168	164	130	166	163	146	165	168	166	145	163	164	125	151	167	166	168	165	162	0	102	166	161	141
SAWH	H-24	168													0	0	0	0	156	158	145	96	150	126	131
SAZM	H-24	168	148	88	140	161	141	153	157	142	134	157	145	104	127	154	154	52	0	0	0	0	0	1	134
SAZN	H-24	168													0	0	0	2	120	136	92	84	137	1	0
SAZS	H-24	168	3	65	132	146	135	115	97	95	111	72	48	61	112	97	110	87	30	114	98	77	118	2	0
Bolivia																									
SLCB	H-24	168	123	57	131	123	117	117	121	158	147	161	153	161	160	168	160	163	164	165	155	156	160	155	144
SLCO	H-24	168																				0	0	2	2
SLET	1000/0000	105																				1	1	0	3
SLLP	H-24	168	145	59	135	126	118	123	125	160	152	163	156	161	162	168	162	164	164	165	155	157	160	159	143
SLPO	H-24	168																				0	0	0	3
SLPS	1100/2200	84																				63	66	49	3
SLSU	H-24	168																				0	0	0	3
SLTJ	1000/2300	98																				0	0	27	83
SLTR	0900/2300	105									68	1	0	75	81	83	0	0	0	0	0	0	0	27	88
Bolivia																									
SLVR	H-24	168	142	56	132	121	116	120	119	159	152	162	155	162	161	167	161	164	164	164	154	155	160	157	144
Chile																									
SCAR	H-24	168	168	0	164	163	140	165	167	166	130	159	147	152	154	159	148	154	153	164	146	101	164	168	142
SCBA	H-24	168																				0	165	78	94
SCCF	H-24	168																				0	109	112	96
SCCI	H-24	168	167	0	164	166	140	167	168	166	133	160	160	145	162	153	143	157	153	164	145	101	163	166	126
SCDA	H-24	168	168	0	163	168	142	167	166	167	131	154	155	147	157	156	147	165	163	162	152	99	164	168	141
SCEL	H-24	168	168	0	165	166	140	167	167	167	140	163	167	159	163	166	163	166	160	168	155	95	163	168	140
SCFA	H-24	168	168	0	165	166	141	167	165	167	128	154	166	158	159	150	159	157	159	165	153	100	164	168	141

Location	Hours of Operation	Prev.	2000		2001				2002				2003				2004			2005				2006			
			Jun	Nov	Mar	Jun	Sep	Nov	Mar	Jun	Sep	Nov	Mar	Jun	Sep	Nov	Mar	Jun	Nov	Mar	Jun	Sep	Nov	Mar	Jun		
SCHA	H-24	168																						0	0	0	0
SCIE	H-24	168	167	0	164	165	139	167	167	167	137	160	158	155	160	163	157	162	150	163	148	100	165	168	134		
SCIP	1200/0300	112													0	55	92	109	101	107	95	72	106	111	94		
SCJO	H-24	168																				0	91	91	77		
SCSE	H-24	168																				0	164	168	139		
SCTC	H-24	168													0	139	136	158	159	157	152	100	165	167	139		
SCTE	H-24	168	168	0	164	166	139	167	159	167	102	137	146	124	158	137	145	164	161	163	150	97	165	167	137		
SCTI	H-24	168																				0	97	0	0		
Colômbia																											
SKBG	H-24	168																					0	112	58	120	
SKBO	H-24	168	152	106	131	107	81	68	61	138	101	133	155	146	55	2	152	154	152	149	138	163	159	165	161		
SKBQ	H-24	168	151	82	127	109	88	65	64	137	103	135	158	151	58	2	164	157	154	148	144	162	158	165	161		
SKCC	1000/0000	105													0	0	0	11	0	84	87	88	90	93	93		
SKCG	H-24	168	150	64	96	75	80	67	58	129	94	93	151	140	48	2	162	148	149	151	131	158	149	163	163		
SKCL	H-24	168	153	93	133	104	83	64	62	134	96	131	153	149	56	1	161	157	159	148	119	162	163	168	164		
SKLT	1100/2300	84	59	44	53	45	26	21	25	48	39	57	59	62	14	1	56	46	63	61	94	62	66	69	62		
SKPE	1000/0500	140																				0	105	58	109		
SKRG	H-24	168	151	93	127	111	84	65	62	139	101	131	154	152	58	2	164	158	155	151	135	164	163	166	165		
SKSP	1100/0500	133	117	67	104	89	51	40	22	100	80	103	112	114	43	2	120	120	105	115	104	124	113	125	121		
Ecuador																											
SEGU	H-24	168	165	112	162	146	144	146	157	165	164	166	166	147	53	155	157	157	163	162	158	157	160	160	157		
SELT	1100/0500	133													41	129	120	129	129	130	131	129	132	129	132		
SEMT	H-24	168		3	62	61	62	62	74	92	87	95	89	83	27	93	85	90	94	90	95	92	95	85	97		
Ecuador																											
SEQU	H-24	168	152	0	138	139	129	117	140	161	161	160	158	146	55	161	159	156	167	160	166	161	166	167	163		
Guiana																											
SYCJ	H-24	168	36	16	46	75	121	116	124	50	101	111	103	129	97	112	130	0	156	151	142	119	91	124	149		
Guiana Francesa																											
SOCA	H-24	168	168	119	166	144	159	166	159	162	164	147	135	164	158	167	164	166	168	140	167	168	155	158	166		
Panamá																											
MPBO	1100/2300	91													0	0	0	0	0	0	0	6	0	20	17		
MPCH	1100/2300	91													0	0	0	0	0	0	0	6	0	23	19		
MPDA	1100/2300	91													0	0	0	0	0	0	0	6	0	18	17		
MPMG	1100/0100	105													0	0	0	0	0	0	0	10	1	49	53		
MPTO	H-24	168	161	105	157	148	83	157	158	135	134	153	105	136	161	157	114	157	146	150	162	151	152	156	147		
Paraguay																											
SGAS	H-24	168	168	71	164	164	153	155	152	163	165	166	145	162	163	144	159	164	166	156	0	168	166	166	153		
SGES	0900/0000	112	117								108	104	101	106	104	93	106	108	109	100	0	110	111	93	98		
Peru																											
SPHI	H-24	168									125	155	167	163	168	153	144	158	147	168	168	168	167	168	167		
SPHO	1100/0000	98																				0	0	0	0		



Location	Hours of Operation	Prev.	2000		2001				2002				2003				2004			2005				2006				
			Jun	Nov	Mar	Jun	Sep	Nov	Mar	Jun	Sep	Nov	Mar	Jun	Sep	Nov	Mar	Jun	Nov	Mar	Jun	Sep	Nov	Mar	Jun			
SVSO	H-24	168																							0	0	1	0
SVSR	H-24	168																							0	0	52	5
SVVA	1000/0200	119									76	85	57	97	87	110	94	111	115	109	102	101	100	106	94			
SVVP	H-24	168																						0	0	0	0	
CAR Region																												
Anguilla																												
TQPF	1100/2200	84	0	0	0	0	38	0	34	40	61	47	42	34	24	20	1	24	70	0	56	43	54	58	69			
Antigua e Barbuda																												
TAPA	H-24	168	131	142	141	145	131	139	129	141	125	136	154	144	130	100	141	154	143	166	158	120	163	162	163			
Antilhas Francesas																												
TFFF	H-24	168	164	153	162	152	167	164	166	166	163	166	166	152	167	167	165	168	166	130	168	167	168	155	165			
TFFR	H-24	168	157	153	123	133	155	161	150	157	148	151	50	115	148	118	161	103	168	33	167	160	161	153	168			
Antilhas Holandesas																												
TNCB	1100/0100	105	0	49	51	44	80	60	58	53	63	43	54	60	66	47	43	62	78	76	66	73	79	66	66			
TNCC	H-24	168	12	156	160	156	166	159	154	158	152	166	160	160	162	161	165	164	163	167	167	157	168	165	167			
TNCE	1200/2100	70	0	4	32	22	62	55	44	53	43	55	58	46	55	39	49	55	0	18	11	9	10	11	5			
TNCM	H-24	168	12	156	158	152	152	154	153	154	150	154	163	159	164	150	161	164	160	164	164	155	160	164	168			
Aruba																												
TNCA	H-24	168	11	108	110	104	161	142	141	115	132	121	146	136	152	132	148	141	147	152	146	145	145	141	146			
Barbados																												
TBPB	H-24	168	11	149	142	153	108	151	145	154	141	144	162	128	158	110	101	161	164	166	167	159	152	163	166			
Belize																												
MZBZ	H-24	168	1	0	2	0	0	0	0	0	0	0	0	0	0	0	0	0	2	0	0	0	0	2	105			
Costa Rica																												
MRLB	1300/2300	77	51	46	72	66	73	68	71	75	25	71	25	65	74	74	76	75	76	77	73	75	75	55	72			
MRLM	1200/0000	91	29	32	57	57	47	40	78	73	21	68	74	61	69	72	67	74	60	68	76	77	77	57	71			
MROC	H-24	168	151	124	151	134	152	151	127	159	47	162	146	145	159	160	147	155	150	161	156	158	163	124	159			
MRPV	1200/0000	91	37	39	61	57	70	66	72	77	25	74	78	68	73	78	75	78	79	77	77	82	79	59	79			
MRSJ	1200/0000	91																				0	0	0	0			
Cuba																												
MUBA	1000/2100	84																						0	0	0	1	
MUBY	1000/2200	91																						0	0	0	1	
MUCA	1100/2300	91												56	44	41	52	43	48	42	47	48	44	44	44			
MUCL	1100/2300	91													74	63	83	65	17	66	65	71	77	69	74			
MUCM	H-24	168	4	0	0	0	0	0	0	0	0	0	5	143	128	113	135	129	124	123	130	124	139	120	137			
MUCU	H-24	168	9	0	6	0	5	0	0	0	0	0	5	135	128	98	134	120	124	121	125	115	136	120	134			



Location	Hours of Operation	Prev.	2000		2001				2002				2003				2004			2005				2006		
			Jun	Nov	Mar	Jun	Sep	Nov	Mar	Jun	Sep	Nov	Mar	Jun	Sep	Nov	Mar	Jun	Nov	Mar	Jun	Sep	Nov	Mar	Jun	
MYSM	H-24	168													0	0	0	0	0	0	0	0	0	0	0	
Ilhas Cayman																										
MWCB	H-24	168	0	0	0	0	0	0	0	0	0	0	0	0	57	59	0	0	53	0	0	0	0	0	0	
MWCR	1200/0300	112	12	0	42	107	0	82	87	56	67	80	85	82	78	78	81	91	96	0	0	0	0	0		
Ilhas Turks and Caicos																										
MBGT	H-24	168	0	0	0	0	0	0	0	0	0	0	0	0	0	0	0	0	1	0	0	0	0	0		
MBPV	H-24	168	0	0	0	0	0	0	0	0	0	2	0	0	0	0	0	0	2	0	0	0	0	1		
MBSC	H-24	168	0	0	0	0	0	0	0	0	0	0	0	0	0	0	0	0	0	0	0	0	0	0		
Ilhas Virgens (Inglaterra)																										
TUPJ	1200/0000	91	0	0	0	0	0	0	0	30	44	43	48	33	17	5	13	0	19	27	26	0	0	0		
TUPW	H-24	168	0	0	0	0	0	0	0	0	0	0	0	0	0	0	0	0	0	0	0	0	0	0		
Ilhas Virgens (Estados Unidos)																										
TIST	0700/2200	112	112	111	105	111	101	107	99	110	101	109	111	108	110	110	112	112	112	111	112	109	112	112		
TISX	0600/2300	126	91	125	119	124	123	119	111	123	115	123	124	121	125	112	126	126	126	125	126	122	125	126		
Jamaica																										
MKJP	H-24	168		161	163	156	155	156	152	153	147	160	155	125	153	158	160	161	158	162	157	131	159	164		
MKJS	H-24	168	144	146	153	164	157	158	156	161	154	161	160	121	158	160	157	162	163	160	165	115	159	157		
México																										
MMAA	H-24	168	13	168	0	0	151	163	152	164	154	164	166	158	167	159	164	163	166	168	168	161	165	167		
MMAN	1300/0300	105										0	0	0	0	0	0	0	1	0	0	0	105	103		
MMAS	H-24	168																				0	125	127		
MMBT	1300/0000	84									0	0	0	0	1	2	0	0	1	0	0	0	81	82		
MMCE	1300/0500	91																				0	77	81		
MMCL	1400/0100	119												0	2	0	0	3	0	0	0	110	107			
MMCM	1300/0300	84									0	0	0	0	0	0	0	0	79	73	71	72	76	77		
MMCN	1400/0200	91																				0	86	79		
MMCP	1300/0300	105									0	0	0	0	0	0	0	0	2	0	0	0	102	102		
MMCS	1400/0200	91									0	0	0	0	0	2	0	0	3	0	0	0	87	90		
MMCU	1300/0300	105									0	0	0	0	0	2	0	0	3	0	0	0	102	98		
MMCV	1300/0100	91																				0	85	77		
MMCZ	1300/0100	91	9	105	0	0	1	0	0	0	0	0	4	0	1	2	0	0	90	91	91	91	91	91		
MMDO	1200/0100	98													0	2	0	0	3	0	0	0	97	96		
MMGL	H-24	168	11	168	0	0	7	0	0	0	0	0	4	0	1	4	0	0	138	136	160	158	156	166		
MMGM	1400/0200	91										0	0	0	0	2	0	0	2	0	0	0	78	77		
MMHO	1300/0300	105									0	0	0	0	0	2	0	0	2	0	0	0	101	104		
MMLO	1300/0100	91									0	0	0	0	0	0	0	0	1	0	0	0	87	89		
MMLP	1400/0400	105									0	0	0	0	0	2	0	0	2	0	0	0	102	104		
MMLT	1400/0200	91									0	0	0	0	0	0	0	0	3	0	0	0	77	82		
MMMA	1400/0200	91									0	0	0	0	0	2	0	0	2	0	0	0	85	82		
MMMC	H-24	168													0	0	0	0	168	0	0	0	0	0		

Location	Hours of Operation	Prev.	2000		2001				2002				2003				2004			2005				2006			
			Jun	Nov	Mar	Jun	Sep	Nov	Mar	Jun	Sep	Nov	Mar	Jun	Sep	Nov	Mar	Jun	Nov	Mar	Jun	Sep	Nov	Mar	Jun		
MMMD	H-24	168	11	168	0	0	7	0	0	0	0	0	5	0	1	4	0	0	166	0	168	162	165	168	168		
MMML	1400/0400	105									0	0	0	0	0	2	0	0	3	0	0	0	89	91	92		
MMMM	1300/0100	91													0	2	0	0	2	0	0	0	88	88	88		
MMMX	H-24	168	13	168	0	0	157	162	156	165	155	165	166	160	163	161	166	164	166	168	168	162	165	168	168		
MMMY	H-24	168	10	168	0	0	6	0	0	0	0	0	4	0	1	4	0	0	138	140	160	158	165	165	167		
MMMZ	H-24	168	10	168	0	0	166	100	152	165	157	166	166	164	165	165	166	163	166	168	167	161	162	168	168		
MMNG	1400/0200	91													0	0	0	0	0	0	0	0	0	0	0		
MMNL	1400/0200	91													0	0	0	1	0	0	2	0	0	0	83	83	78
MMOX	1200/0000	91																					0	90	91	89	
MMPG	1200/0100	98														0	0	0	0	1	0	0	0	82	73	84	
MMPR	H-24	168													0	0	4	0	1	4	0	0	0	0	158	162	167
MMPS	1200/0000	91																					0	87	91	83	
MMRX	1300/0100	91														0	0	0	2	0	0	0	0	91	89	85	
MMSD	1400/0100	84														0	0	0	2	0	0	0	84	83	84		
MMSF	1400/0100	84														0	0	0	0	0	0	0	0	0	0	0	
MMSP	1300/0100	91																					0	87	87	83	
MMTC	1300/0300	105														0	0	0	2	0	0	0	96	104	98		
MMTJ	1400/0700	126														0	0	0	2	0	0	3	0	0	118	121	122
MMTM	H-24	168	12	168	0	0	143	163	154	159	152	161	163	160	122	116	122	124	127	125	130	127	127	129	122		
MMTO	H-24	168														0	0	0	2	0	0	2	0	159	164	164	
MMTP	1300/0000	84	0	83	0	0	0	0	0	0	0	4	0	0	2	0	0	0	83	82	83	82	80	79	82		
MMUN	1400/0200	91	9	91	0	0	2	0	0	0	0	0	4	0	1	2	0	0	70	88	90	91	91	91	91		
MMVA	1200/0300	112														0	0	0	2	0	0	0	112	110	110		
MMVR	1300/0100	91	10	91	0	0	76	89	0	90	87	87	90	87	90	88	91	90	89	91	91	91	91	91	91		
MMZC	1300/0100	91														0	1	0	0	2	0	0	0	81	88	86	
MMZH	1300/0300	105														0	0	1	1	0	0	3	1	0	92	97	91
MMZO	1300/0100	91														0	0	0	1	0	0	2	0	0	82	80	87
Montserrat																											
TRPM	1000/2300	98	0	0	0	0	0	34	40	0	4	10	0	0	0	0	0	0	0	0	0	0	0	0	0	0	0
Nicaragua																											
MNMG	H-24	168	140	116	144	128	164	157	131	152	140	140	152	149	155	153	159	139	155	157	158	147	157	158	156		
MNPC	H-24	168	58	45	69	59	64	72	67	55	53	25	34	40	44	65	62	42	27	62	55	28	64	57	45		
Porto Rico																											
TJBQ	H-24	168									49	68	33	133	123	124	118	129	131	129	100	124	133	141	148		
TJFA	H-24	168														0	0	0	0	0	0	0	0	0	0		
TJMZ	H-24	168																					1	89	87	85	
TJNR	H-24	168																					0	165	166	168	
TJPS	0800/1700	70									53	51	50	70	52	51	53	47	45	46	42	24	15	18			
TJSJ	H-24	168	162	167	168	168	167	158	156	164	157	165	167	157	168	164	166	167	166	167	168	162	164	165	168		
TJVQ	H-24	168														0	0	0	0	0	0	0	0	0	0	0	
República Dominicana																											
MDBH	1200/0000	91														0	0	0	0	0	0	0	63	1	41		
MDHE	1200/0000	91														65	74	51	46	47	71	73	75	74	1	2	

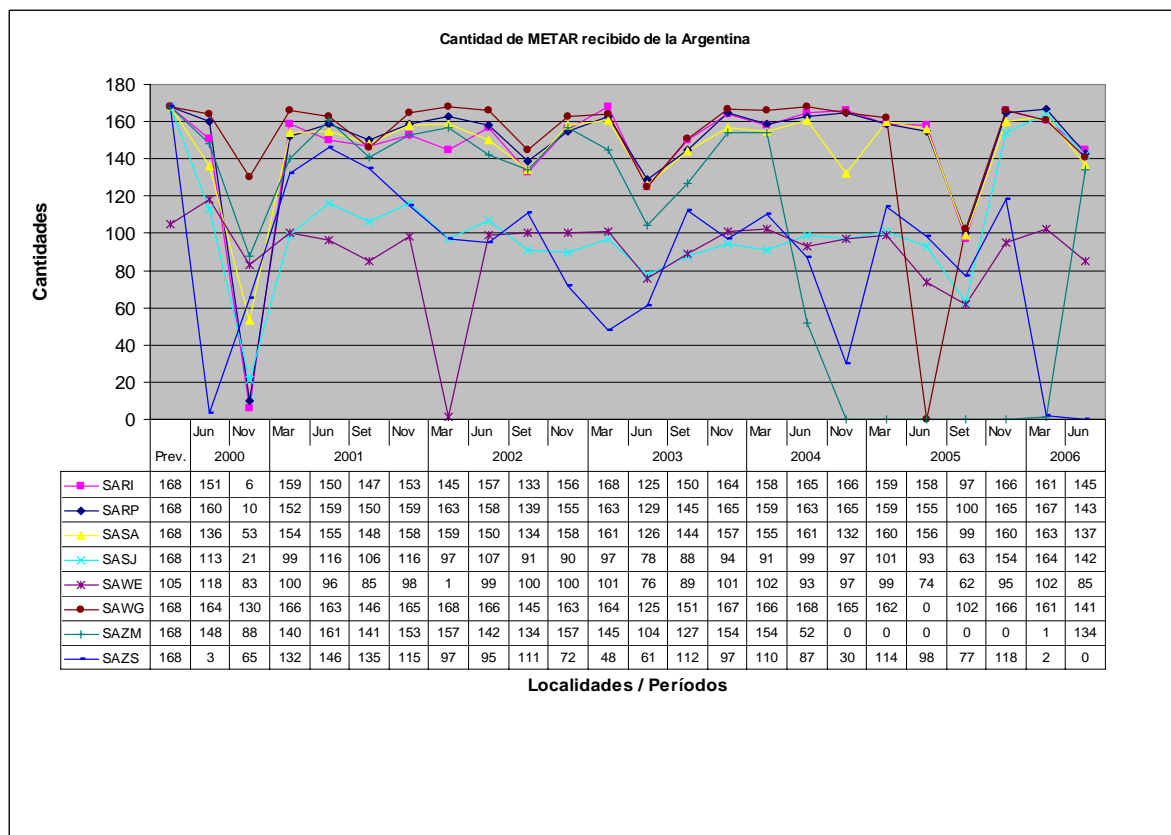
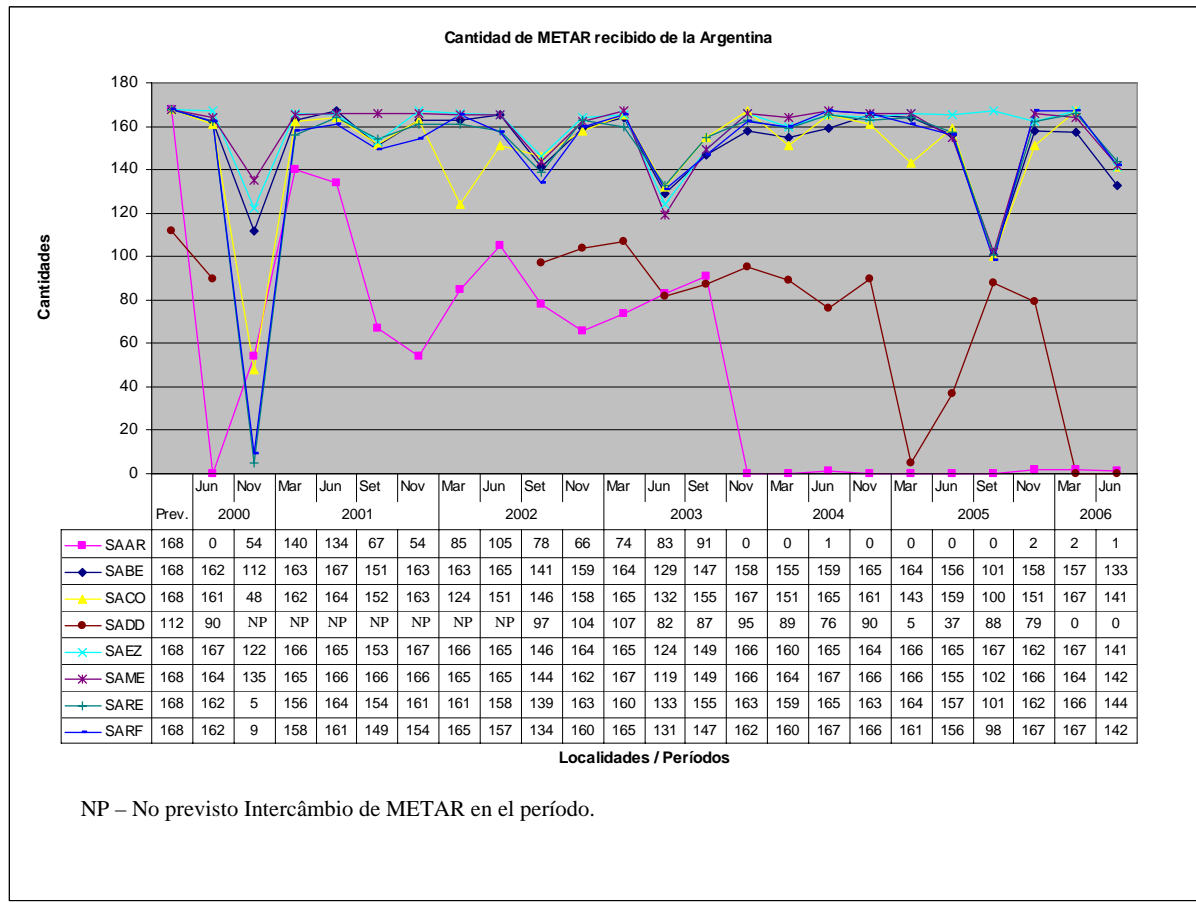
Location	Hours of Operation	Prev.	2000		2001				2002				2003				2004			2005				2006		
			Jun	Nov	Mar	Jun	Sep	Nov	Mar	Jun	Sep	Nov	Mar	Jun	Sep	Nov	Mar	Jun	Nov	Mar	Jun	Sep	Nov	Mar	Jun	
MDLR	H-24	168									39	54	56	48	55	44	52	51	48	63	70	71	67	58	71	
MDPC	1200/0000	91	95	82	86	87	90	89	91	85	75	73	64	43	67	69	59	61	60	64	60	23	76	86	88	
MDPP	1200/0000	91	97	87	89	91	88	89	91	90	82	85	88	89	83	89	88	84	82	84	89	88	83	87	89	
MDSD	H-24	168	155	151	157	159	150	153	156	163	152	158	149	159	148	139	155	147	160	158	154	143	156	157	162	
MDST	1200/0000	91	95								4	89	86	87	81	86	88	75	79	80	88	84	87	85	90	
Saint Kitts and Nevis																										
TKPK	1200/0100	98	90	58	62	82	63	86	92	85	68	82	80	84	86	3	78	80	74	92	96	89	90	3	93	
TKPN	H-24	168	44	23	17	13	17	9	46	40	40	33	45	36	25	1	40	6	22	64	83	82	79	76	69	
Santa Lúcia																										
TLPC	1000/0000	105	0	8	49	40	38	56	38	45	44	72	63	33	0	0	0	11	42	58	56	26	57	58	54	
TLPL	H-24	168	8	142	146	132	152	144	128	123	106	149	111	73	9	0	0	160	134	158	159	133	154	162	134	
San Vicente e Grenadines																										
TVSB	1000/0100	112													0	0	0	1	0	0	0	0	0	0	0	
TVSC	1200/2200	77									0	0	0	0	0	0	0	0	0	0	0	0	0	0	0	
TVSM	H-24	168													0	0	0	0	0	0	0	0	0	0	0	
TVSU	H-24	168									0	0	0	0	0	0	0	2	0	0	0	0	0	0	0	
TVSV	1000/0100	112	0	0	12	23	7	0	11	3	7	20	35	17	0	1	0	70	76	66	69	52	20	47	61	
Trinidad e Tobago																										
TTCP	1000/0200	119	99	99	83	104	94	106	103	98	95	107	111	95	92	103	93	58	98	76	101	114	110	110	116	
ITPP	H-24	168	158	163	122	164	152	167	157	160	156	161	165	146	149	160	157	104	166	110	158	160	163	164	167	
NAM Region																										
Canadá																										
CYMX	H-24	168		0	0	0	2	0	0	0	0	0	0	16	167	165	166	168	167	168	168	161	165	168	168	
CYOW	H-24	168		0	0	0	1	0	0	0	0	0	0	16	168	165	167	168	168	168	168	159	165	168	151	
CYYZ	H-24	168		0	0	0	1	0	0	0	0	0	0	16	167	163	165	166	168	168	168	160	166	168	145	
Estados Unidos																										
KATL	H-24	168		167	168	168	168	167	153	163	157	168	166	164	168	163	168	166	167	163	167	161	165	163	168	
KBWI	H-24	168		167	168	168	167	167	153	164	157	165	166	163	167	161	168	164	167	163	167	161	160	165	165	
KDFW	H-24	168		167	167	167	168	167	152	162	156	167	164	161	167	162	164	165	166	162	165	159	164	165	164	
KDTW	H-24	168		167	167	168	168	167	153	162	151	167	164	161	167	162	167	166	167	161	166	159	163	164	164	
KEWR	H-24	168		154	159	162	156	163	153	160	156	166	164	160	165	158	167	165	166	158	166	158	164	164	162	
KFAT	H-24	168		0	0	0	0	0	0	0	0	0	0	0	0	2	0	0	0	0	0	0	0	1	0	
KFLL	H-24	168		167	167	168	168	167	151	157	155	167	164	158	165	160	168	165	167	161	166	160	151	165	164	
KIAH	H-24	168		167	167	167	168	167	154	161	156	166	163	159	166	159	168	163	167	161	165	160	164	165	162	
KIND	H-24	168		167	168	168	168	167	153	161	151	165	164	159	166	160	167	165	167	161	166	160	162	165	162	
KJFK	H-24	168		166	167	168	168	167	154	161	155	163	164	159	165	158	167	165	166	161	166	160	162	165	162	
KLAS	H-24	168		166	168	167	158	167	152	156	152	164	164	158	165	158	168	164	166	159	166	160	162	163	161	
KLAX	H-24	168		167	163	168	167	167	153	161	153	164	164	158	165	159	168	164	166	160	166	160	155	166	161	
KMIA	H-24	168		156	160	161	166	164	150	157	148	161	162	155	160	155	168	161	160	150	160	154	157	166	164	

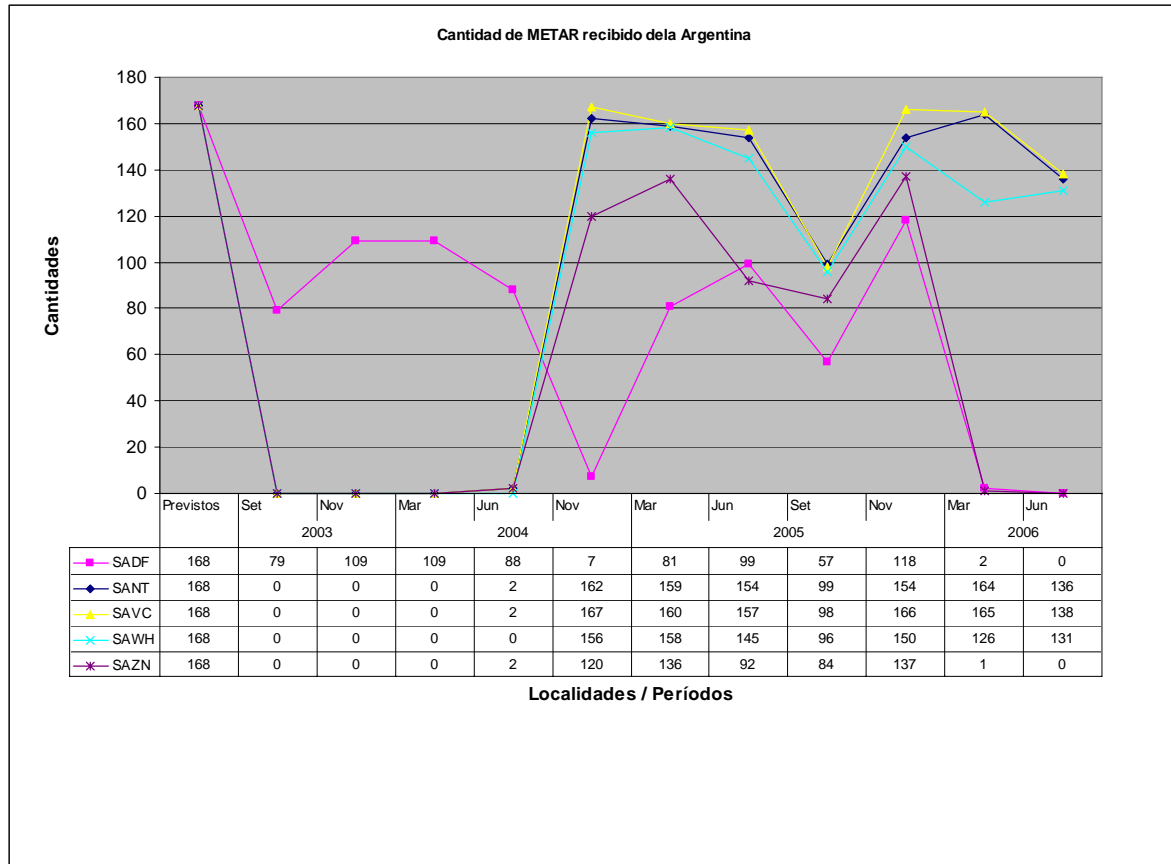
- B9 -

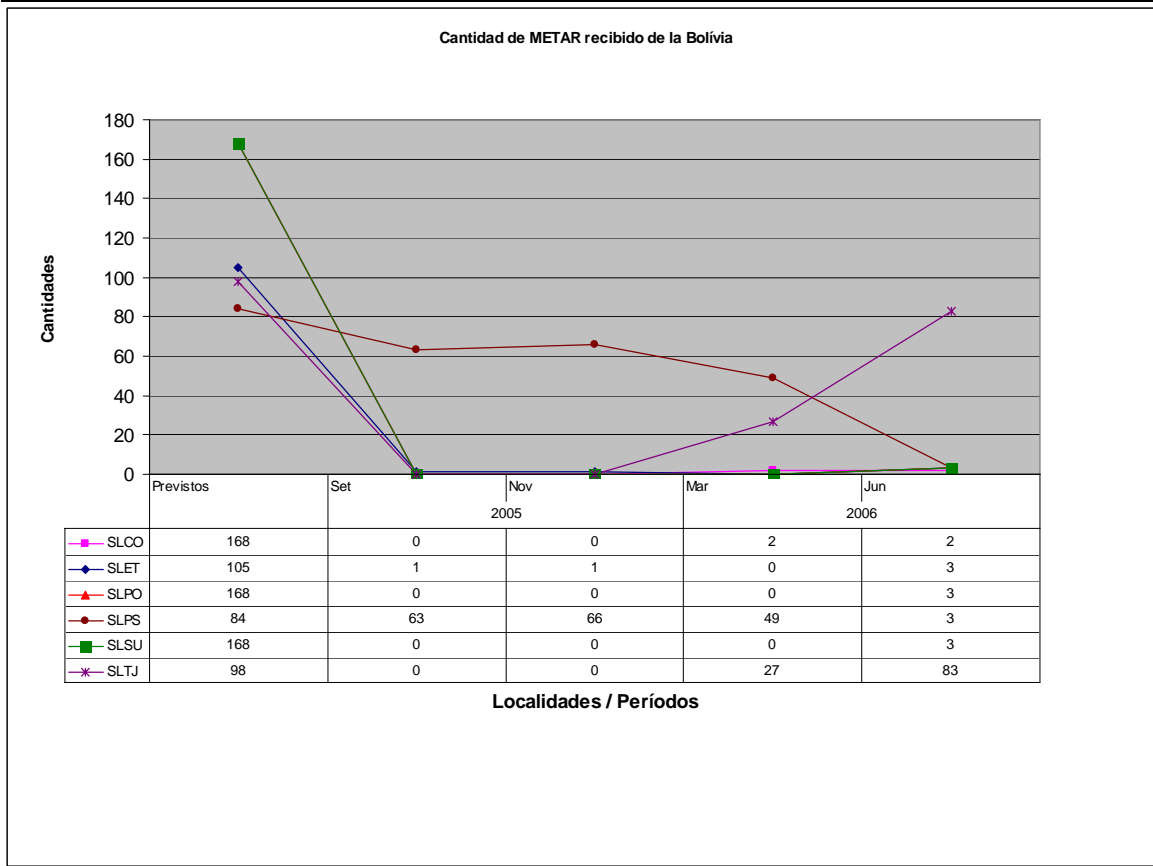
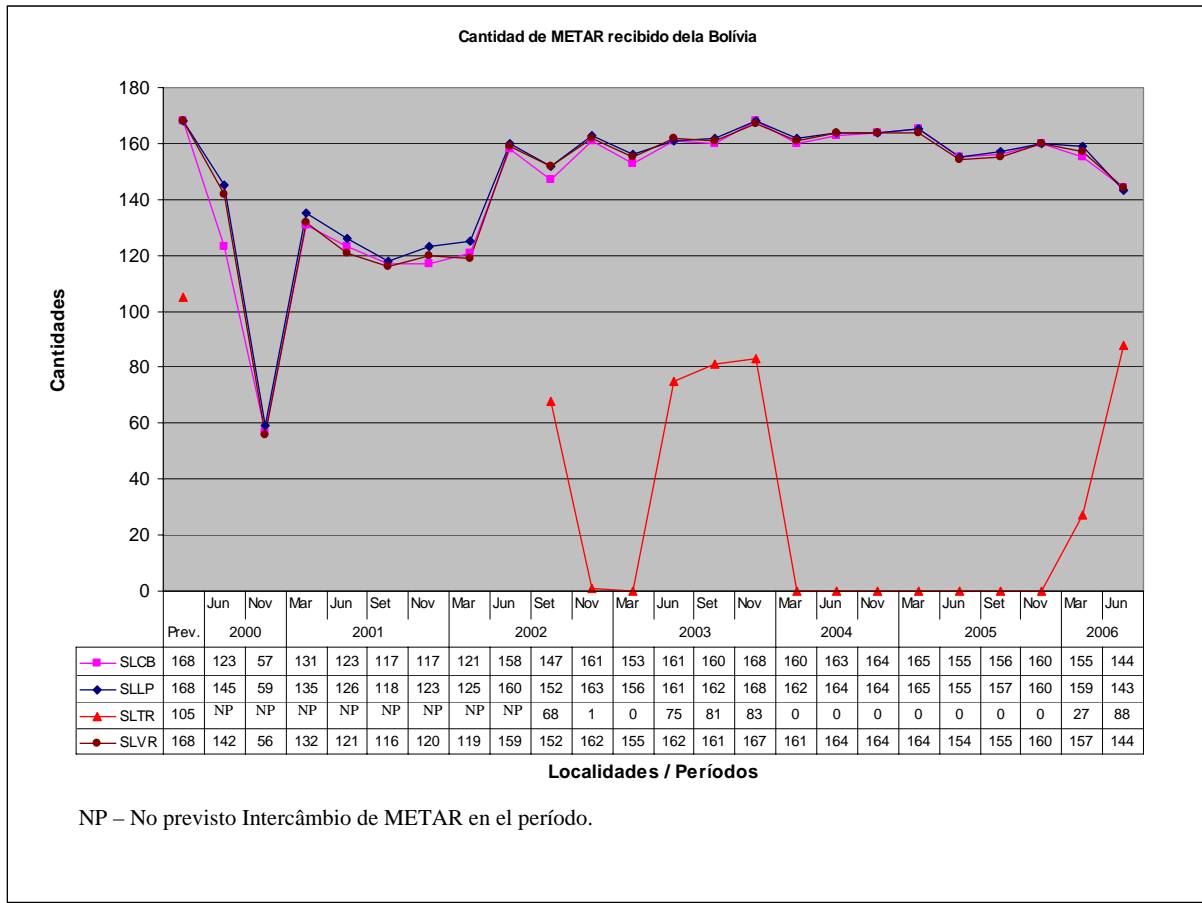
Location	Hours of Operation	Prev.	2000		2001				2002				2003				2004			2005				2006		
			Jun	Nov	Mar	Jun	Sep	Nov	Mar	Jun	Sep	Nov	Mar	Jun	Sep	Nov	Mar	Jun	Nov	Mar	Jun	Sep	Nov	Mar	Jun	
KMKE	H-24	168		0	0	0	0	0	0	0	0	0	1	0	0	2	0	1	0	0	0	0	0	2	0	
KMSY	H-24	168		167	163	163	167	167	143	156	146	155	152	153	154	149	168	159	157	146	157	150	151	164	167	
KONT	H-24	168		140	152	144	144	148	150	156	146	162	162	162	144	156	168	156	163	162	161	152	153	166	168	
KORD	H-24	168		164	168	165	168	166	153	158	152	165	164	163	158	163	168	164	167	165	165	159	165	166	167	
KORL	H-24	168		0	0	0	0	0	0	0	0	0	0	0	0	0	0	0	0	0	0	0	0	0	0	
KPBI	H-24	168		167	168	168	168	166	156	159	156	168	167	163	167	164	168	168	168	165	165	100	165	165	166	
KPHL	H-24	168		167	167	168	168	167	157	160	154	166	164	164	168	137	167	166	167	167	165	161	164	165	163	
KPHX	H-24	168		167	168	168	168	167	155	162	156	165	167	164	168	164	168	167	167	167	164	161	165	164	165	
KSAN	H-24	168		156	157	160	167	165	157	162	156	168	166	163	168	165	168	163	165	166	164	161	163	165	165	
KSAT	H-24	168		0	0	0	0	0	0	0	0	0	0	0	0	1	1	0	0	0	0	0	0	4	0	
KSFO	H-24	168		164	168	166	164	162	155	161	155	168	166	163	168	164	168	165	167	166	165	161	163	164	164	
KTPA	H-24	168		167	168	168	168	167	156	161	155	168	165	163	168	163	168	163	167	165	162	160	162	164	165	
KTUS	H-24	168		0	0	0	0	0	0	0	0	0	0	0	0	2	0	0	0	0	0	0	0	1	0	
NAT Region																										
Bermudas																										
TXKF	H-24	168		165	167	167	166	167	159	165	156	164	167	163	168	166	167	165	168	166	166	161	164	164	166	
Región AFI																										
Cabo Verde																										
GVAC	H-24	168		137	140	160	151	162	162	157	152	164	157	155	156	159	147	161	165	158	52	158	164	162	147	
Costa do Marfim																										
DIAP	H-24	168		91	83	83	88	148	141	119	0	3	5	0	0	6	0	4	19	0	10	0	1	2	2	
República do Guiné																										
GUCY	H-24	168		103	72	69	72	79	80	101	0	2	5	0	0	3	0	3	19	127	15	119	120	117	62	
Senegal																										
GOOY	H-24	168		107	100	126	117	153	144	151	0	3	9	0	0	1	0	2	19	0	8	0	1	3	4	
Serra Leoa																										
GFLF	H-24	168		0	1	0	4	0	0	0	0	0	6	9	0	4	0	3	20	90	35	90	102	91	66	
PAC Region																										
Polinésia																										
Francesa																										
NTAA	H-24	168		160	166	125	165	166	159	163	156	164	167	0	0	2	0	0	9	0	14	0	2	14	0	
NTTG	H-24	168		0	0	0	0	0	0	0	0	0	0	0	0	0	0	0	0	0	0	0	0	0	0	0

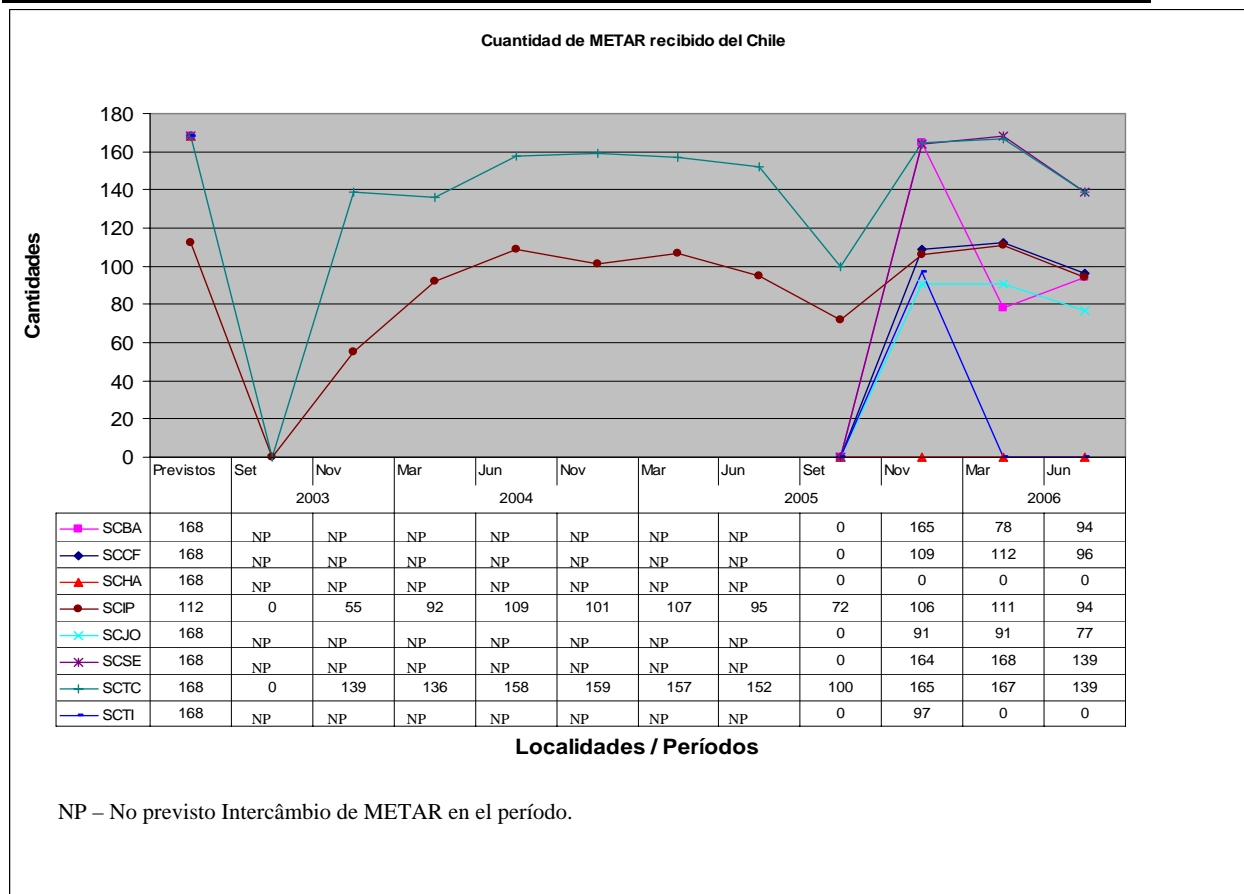
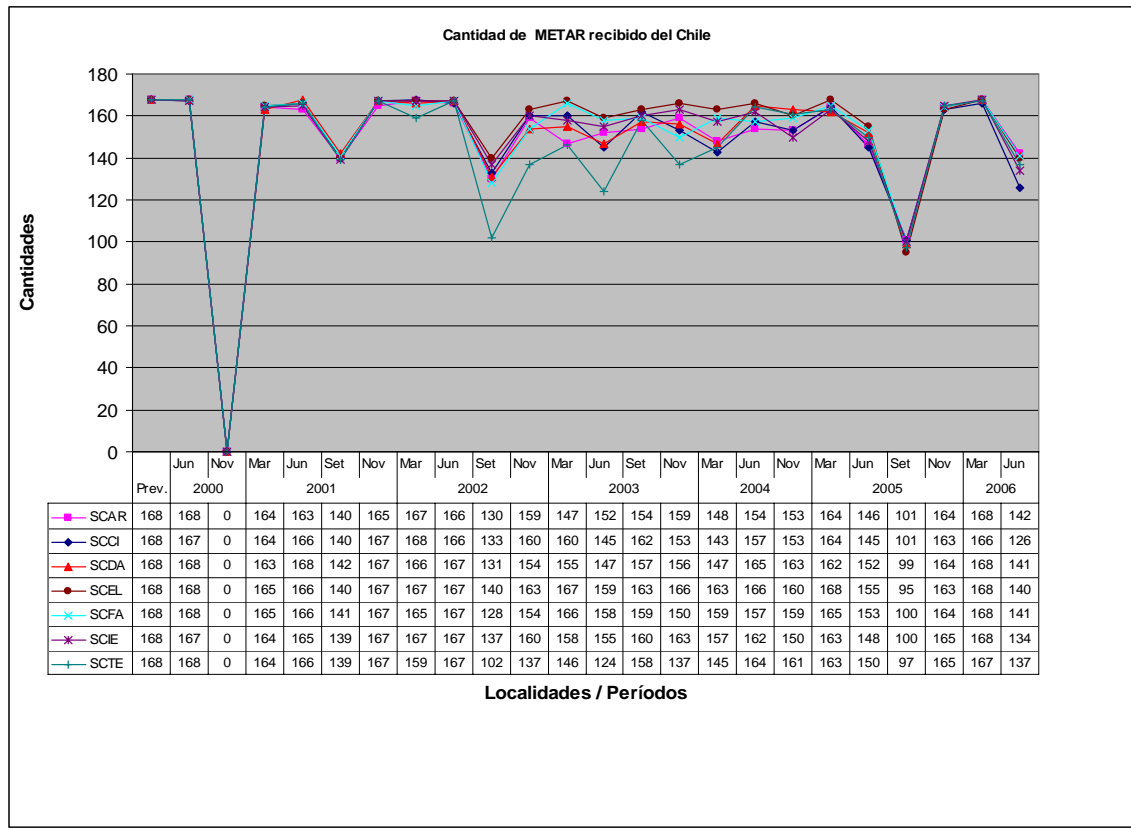
- NOTA: 1) The hours of operation were informed by ICAO.  
2) The hours of operation in *italics* were obtained from the AIP of the respective States.  
3)  Not foreseen METAR Exchange during this period.

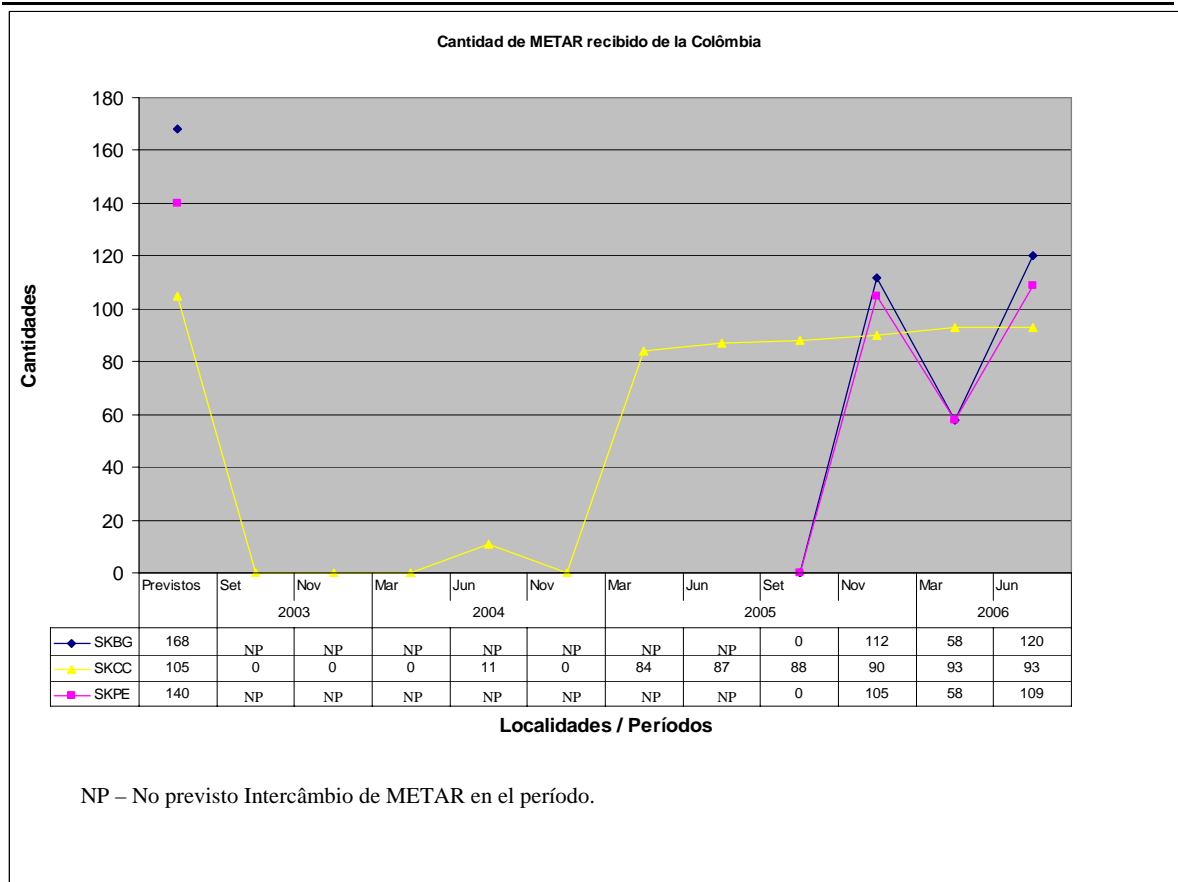
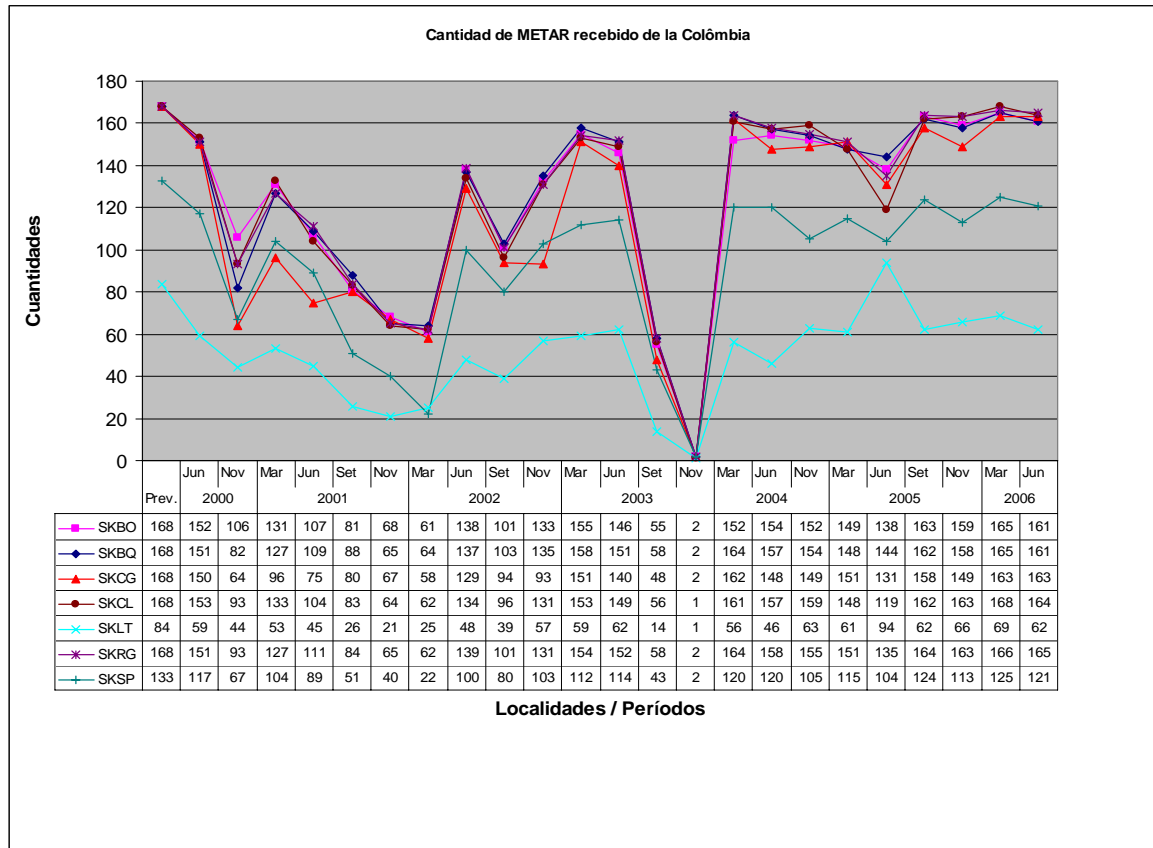
Appendix C

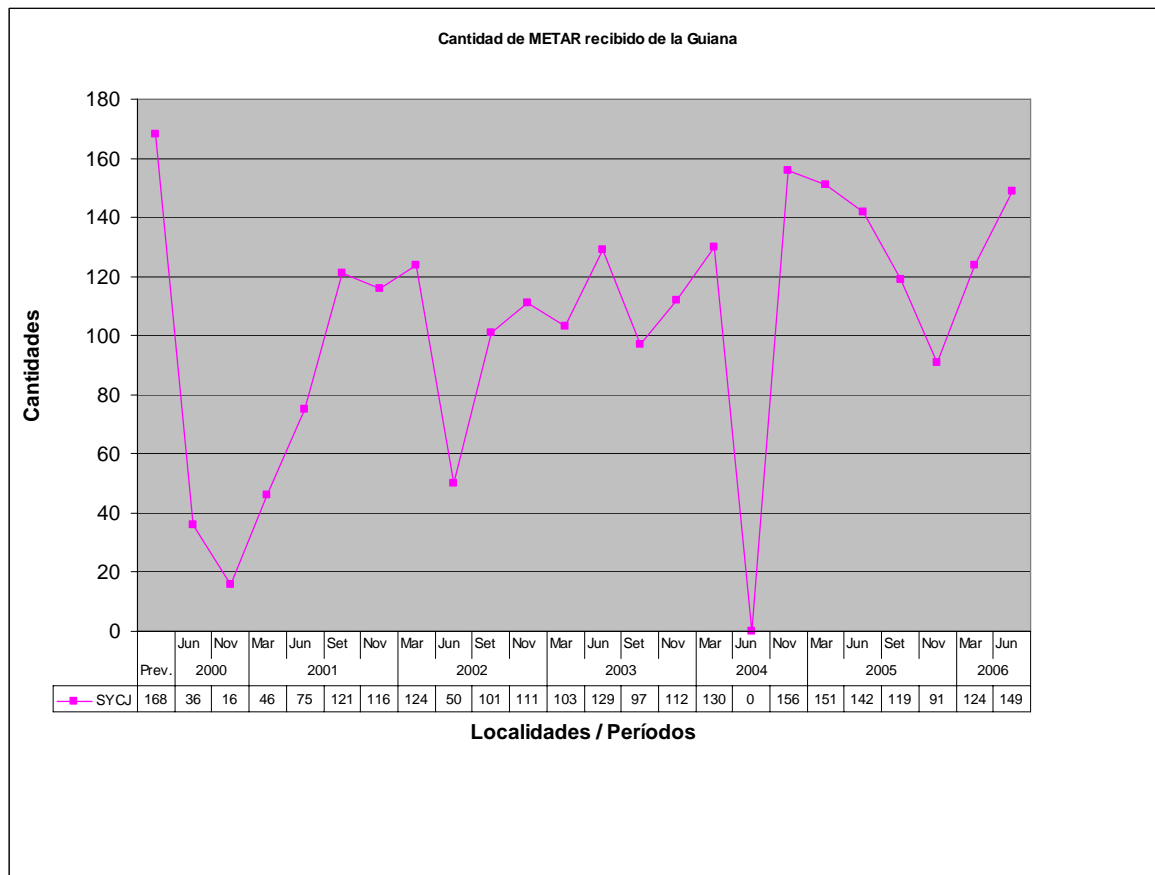
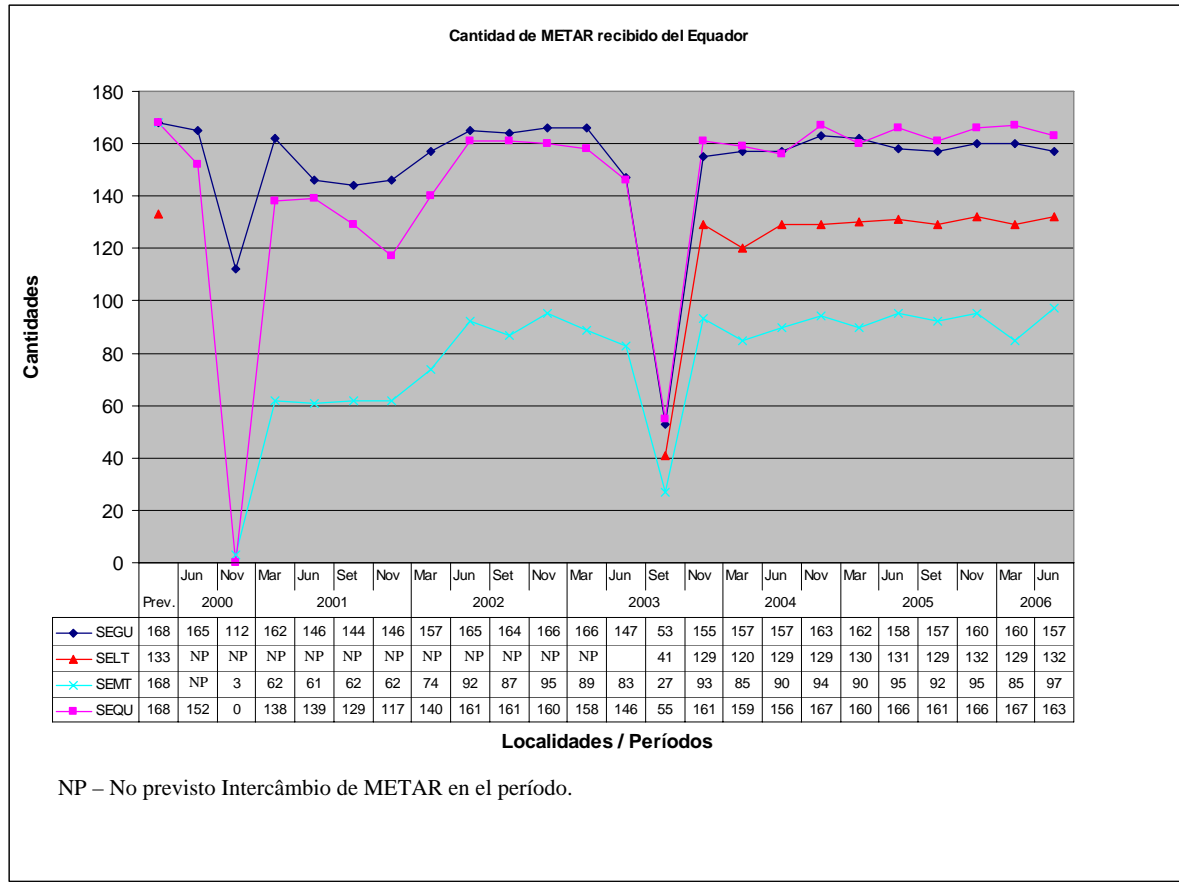


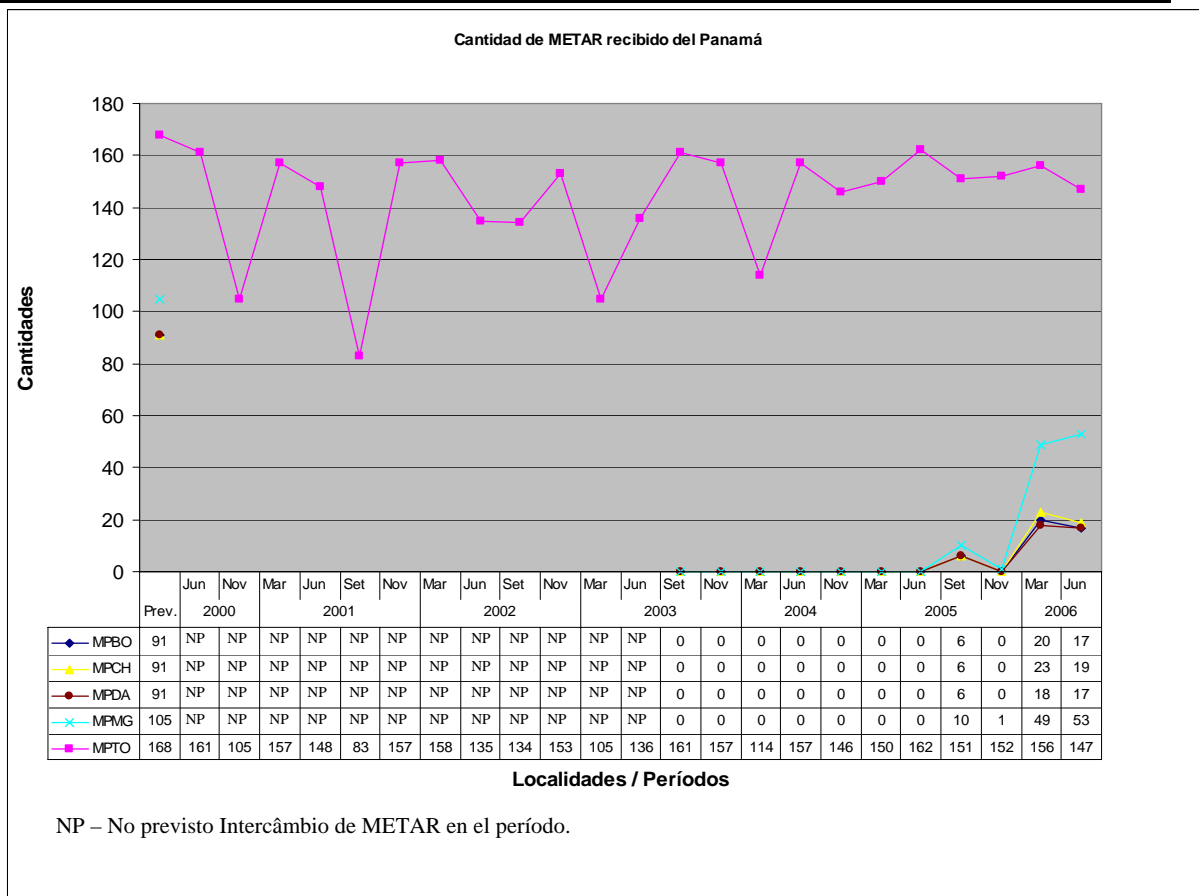
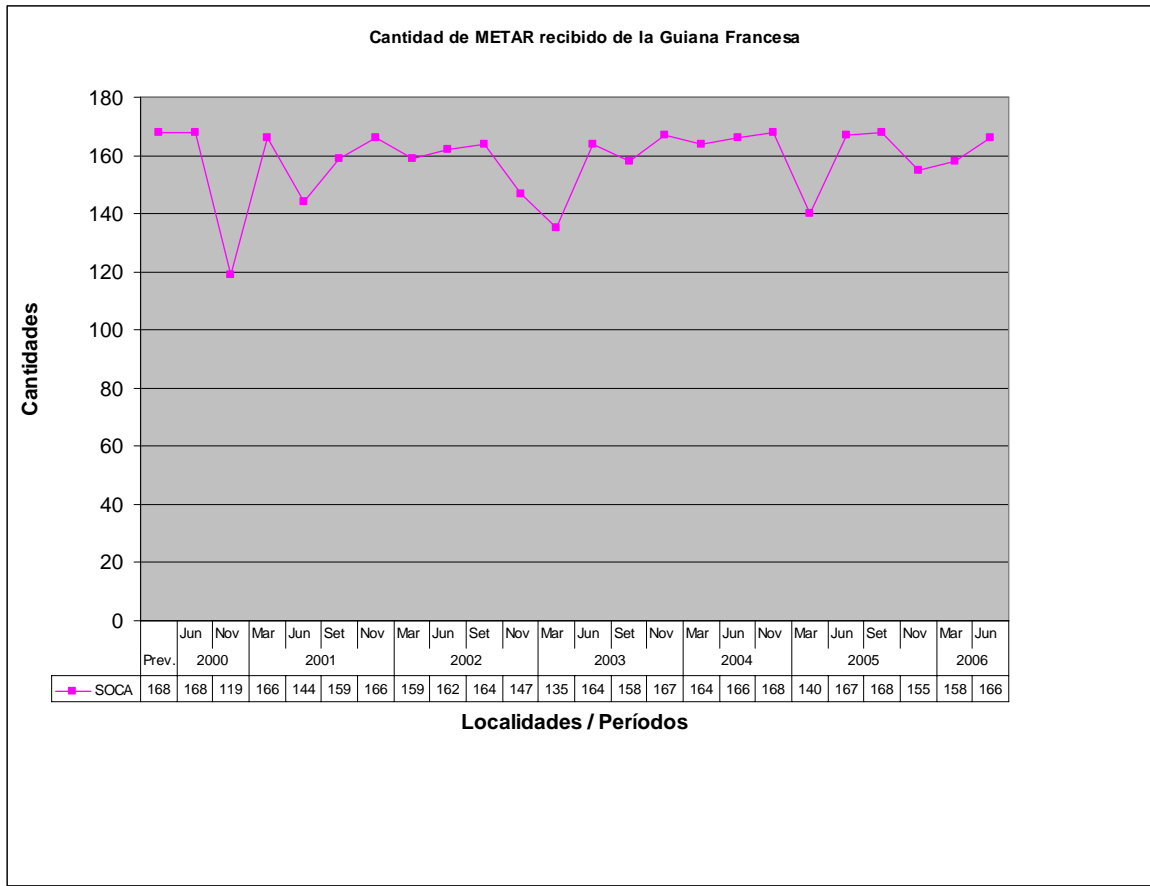


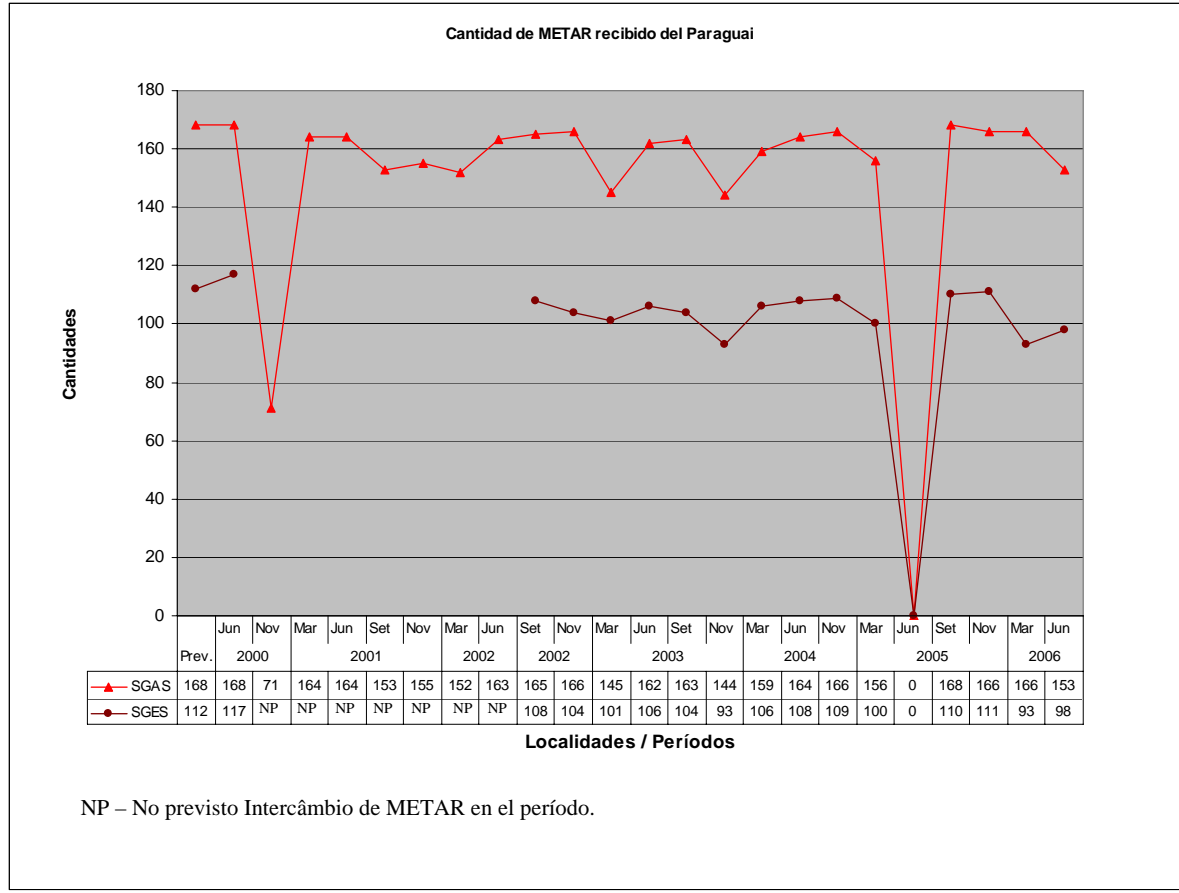


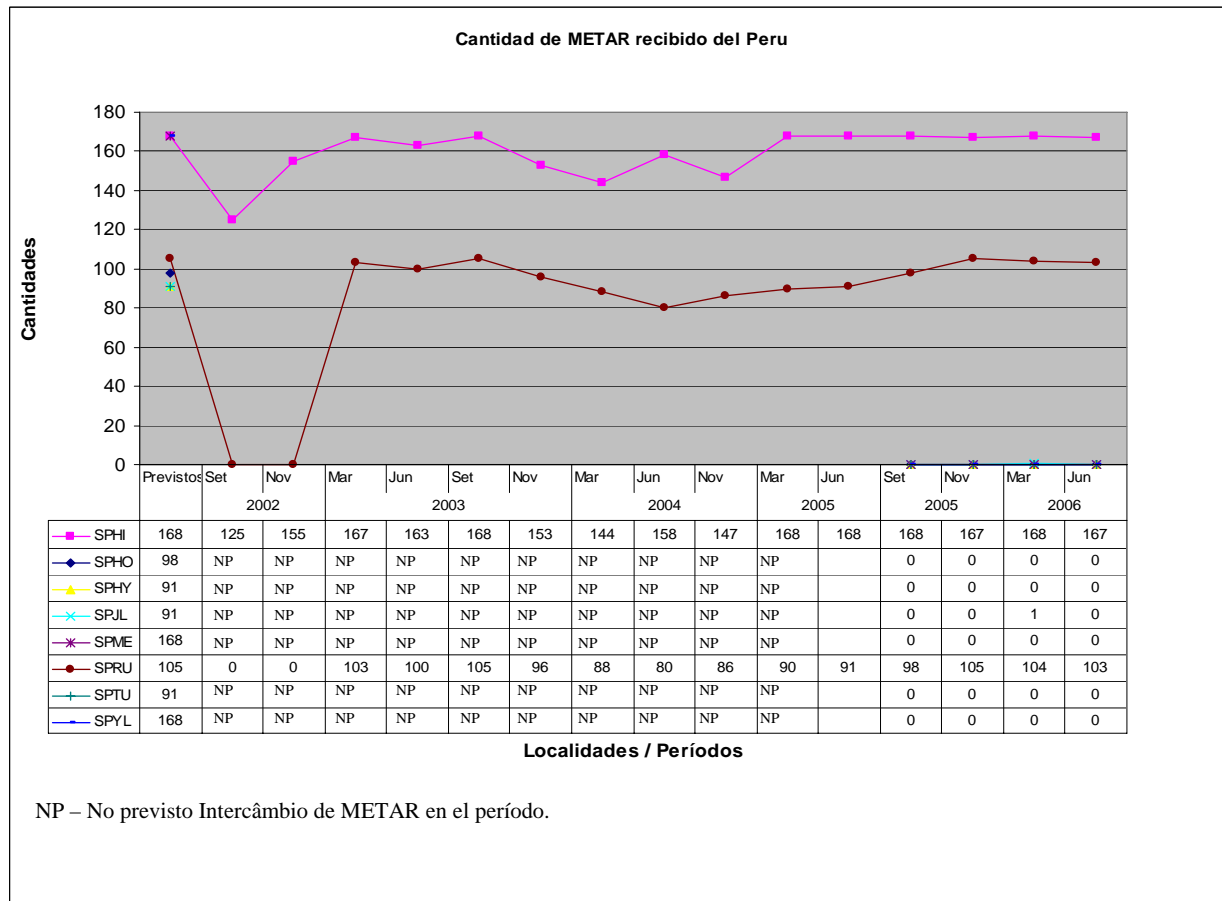
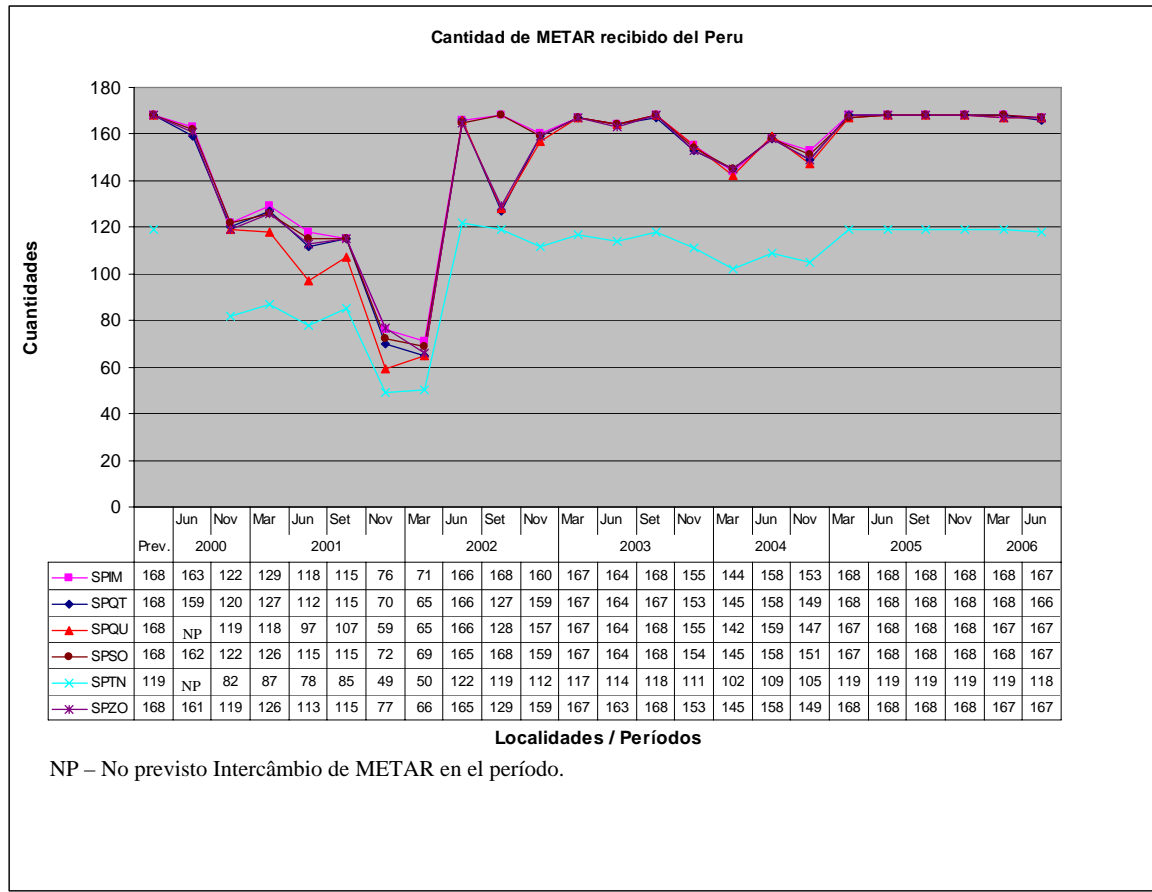


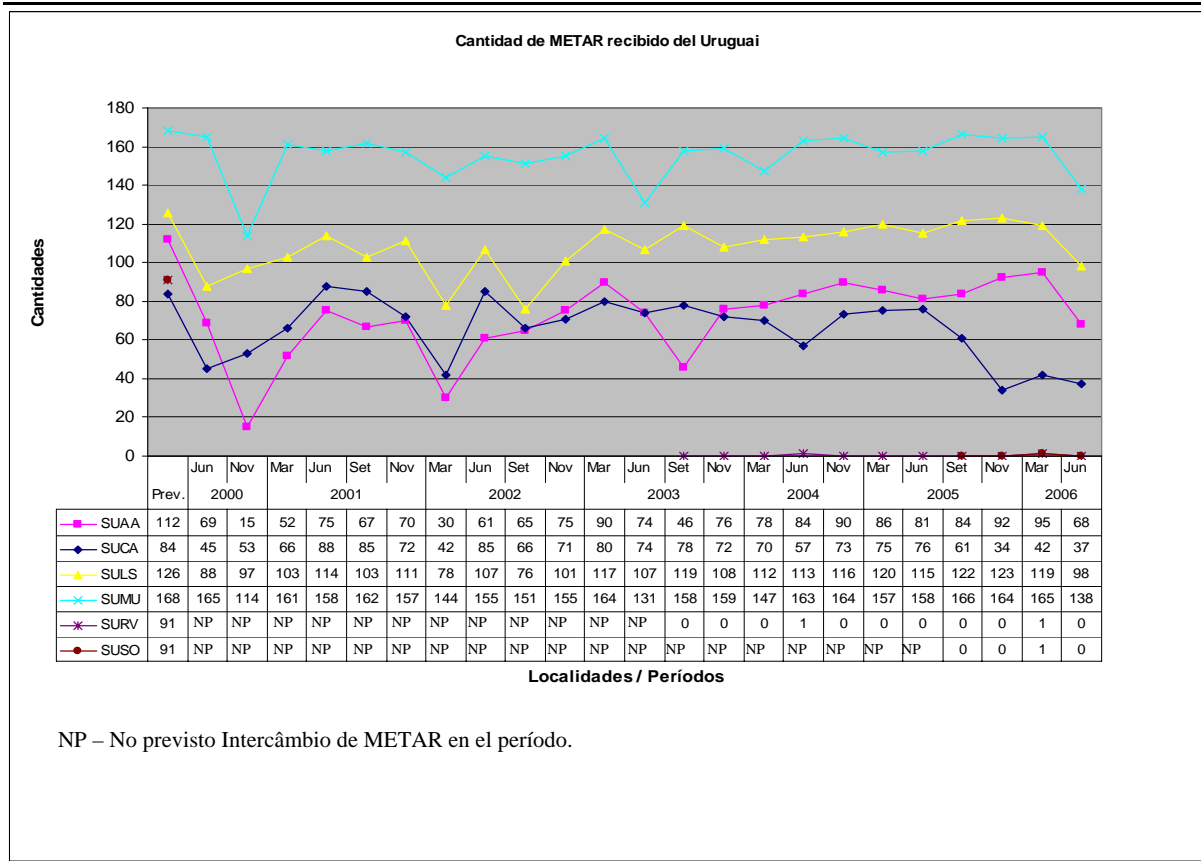
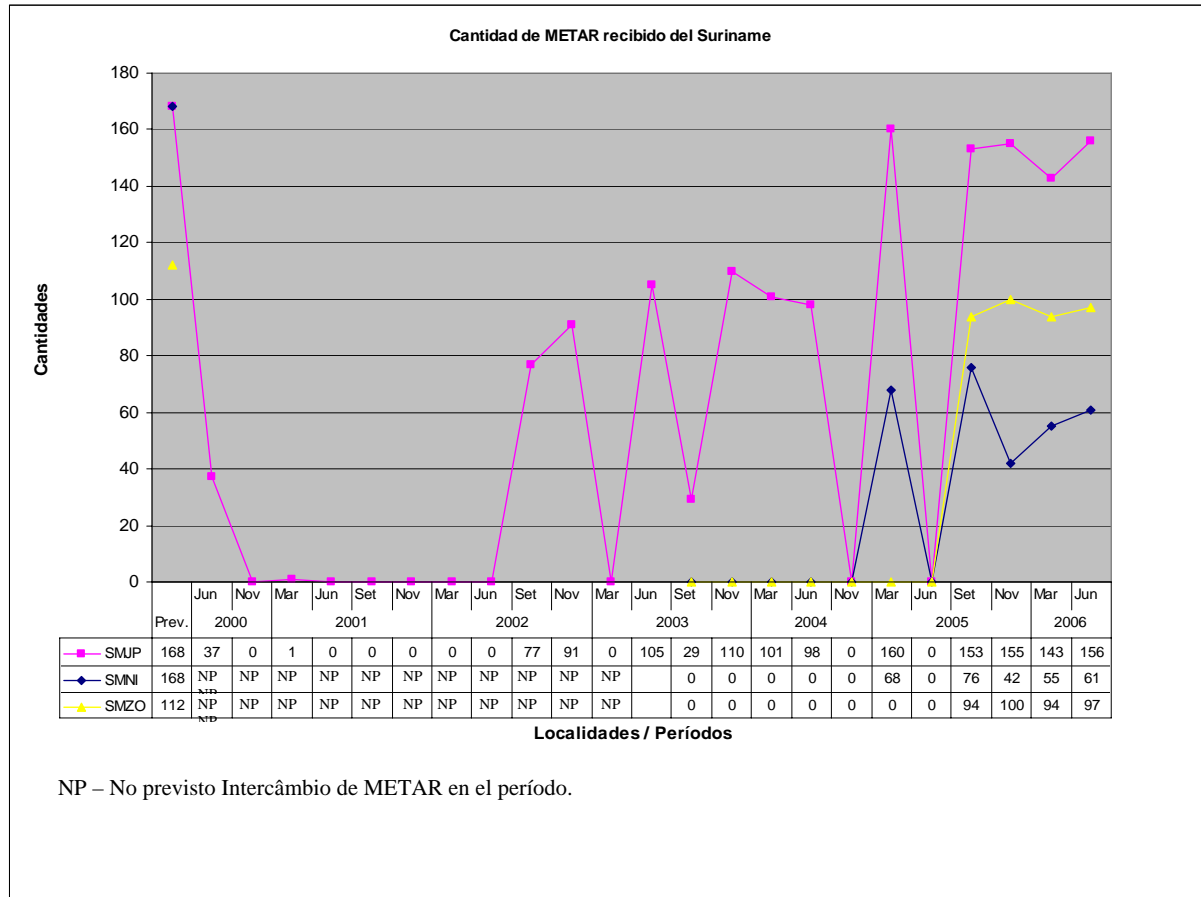


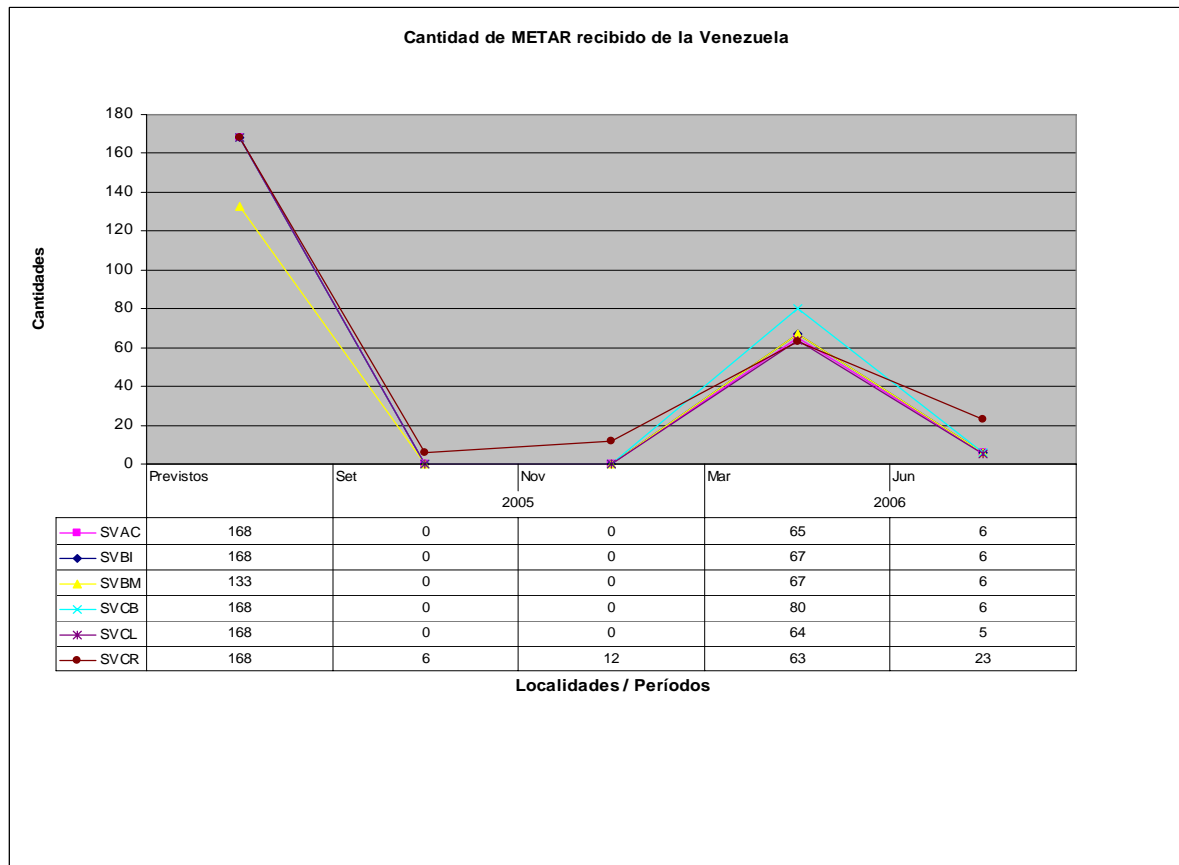
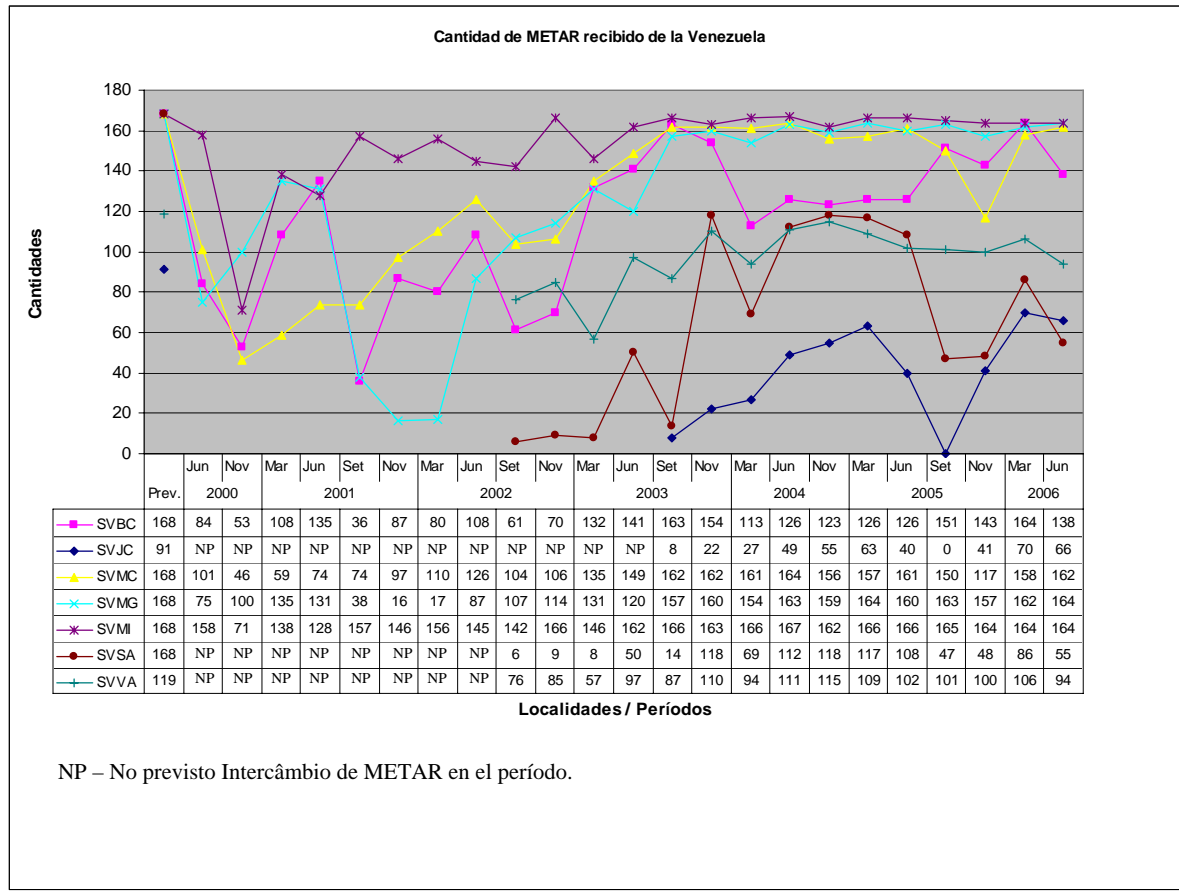


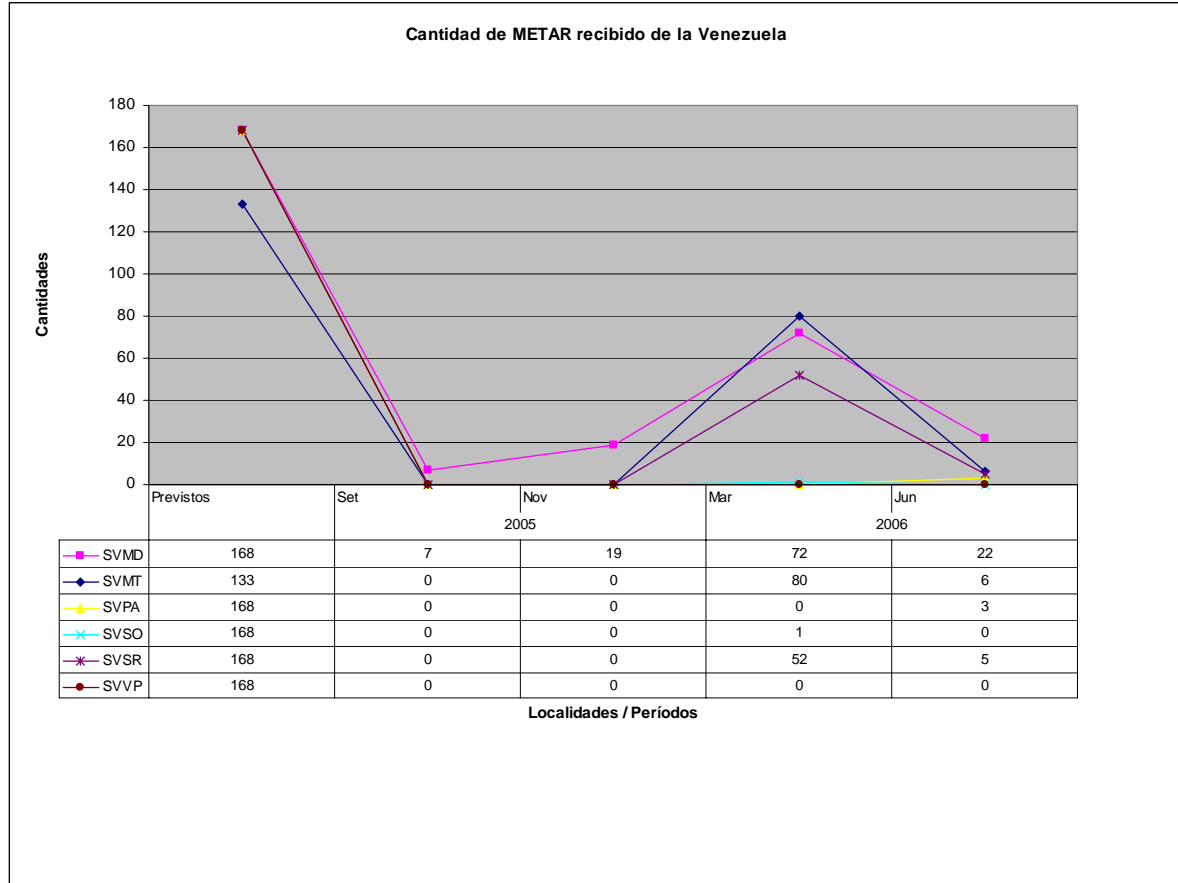
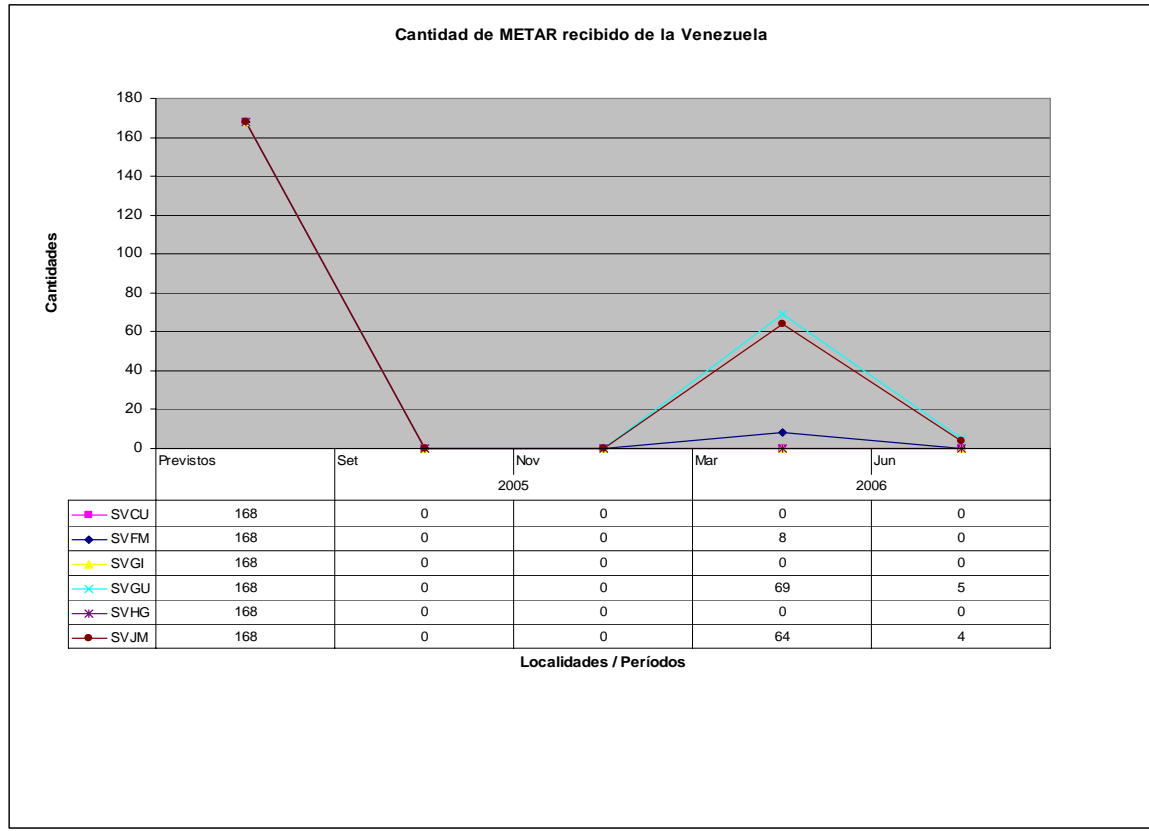


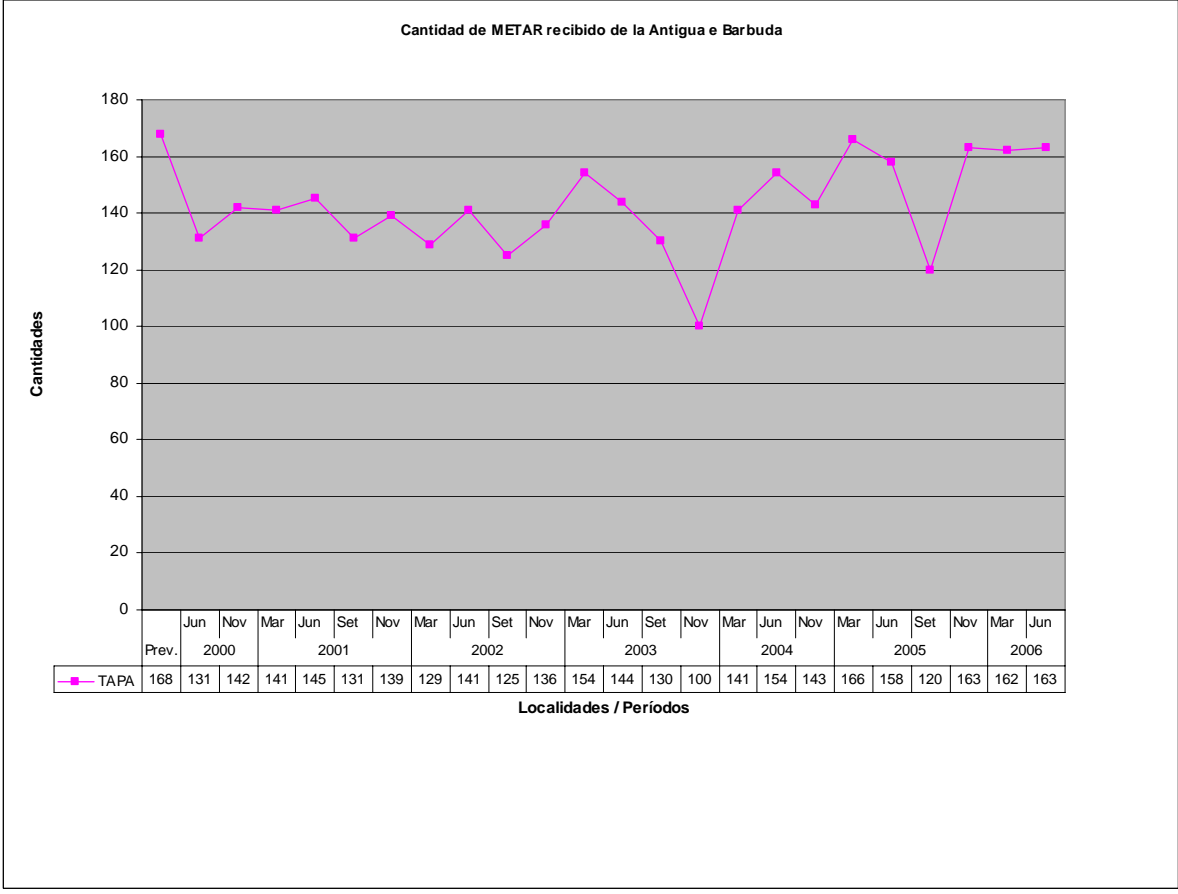
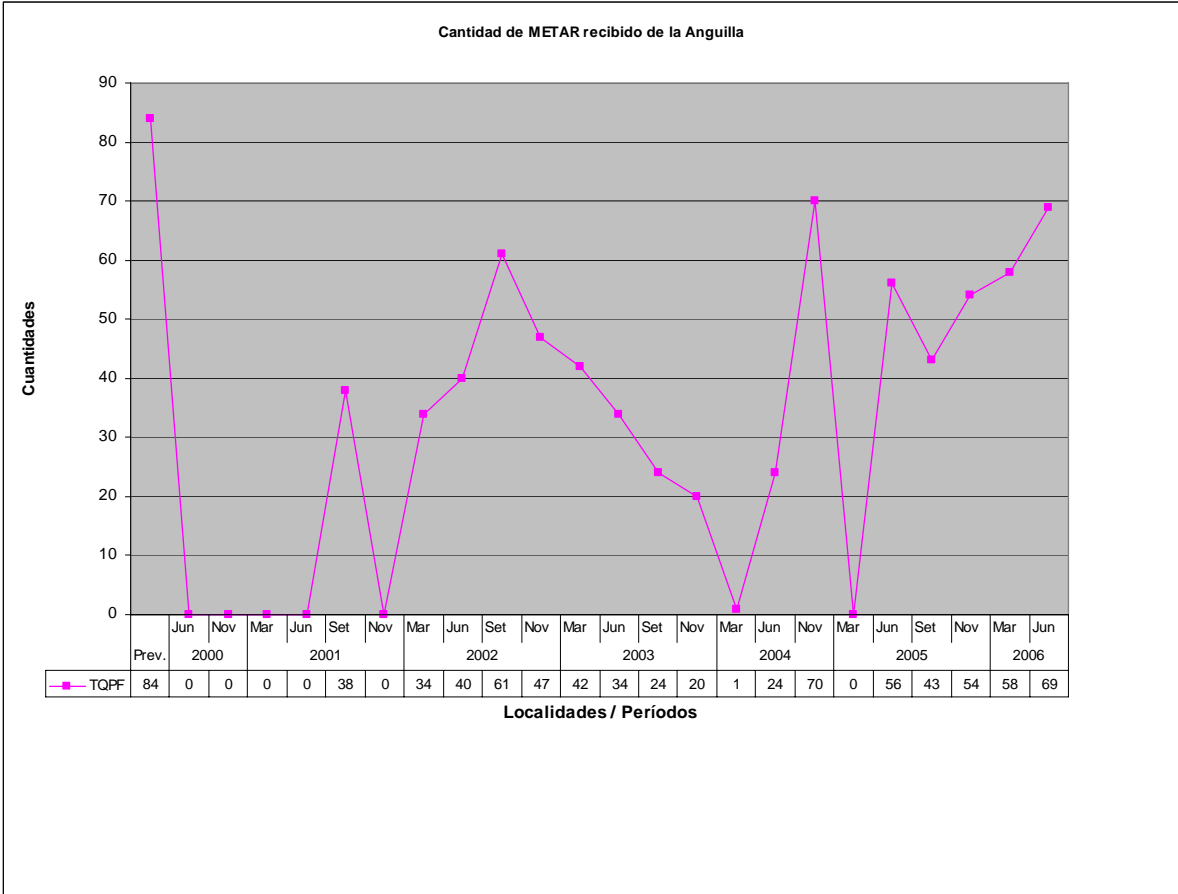


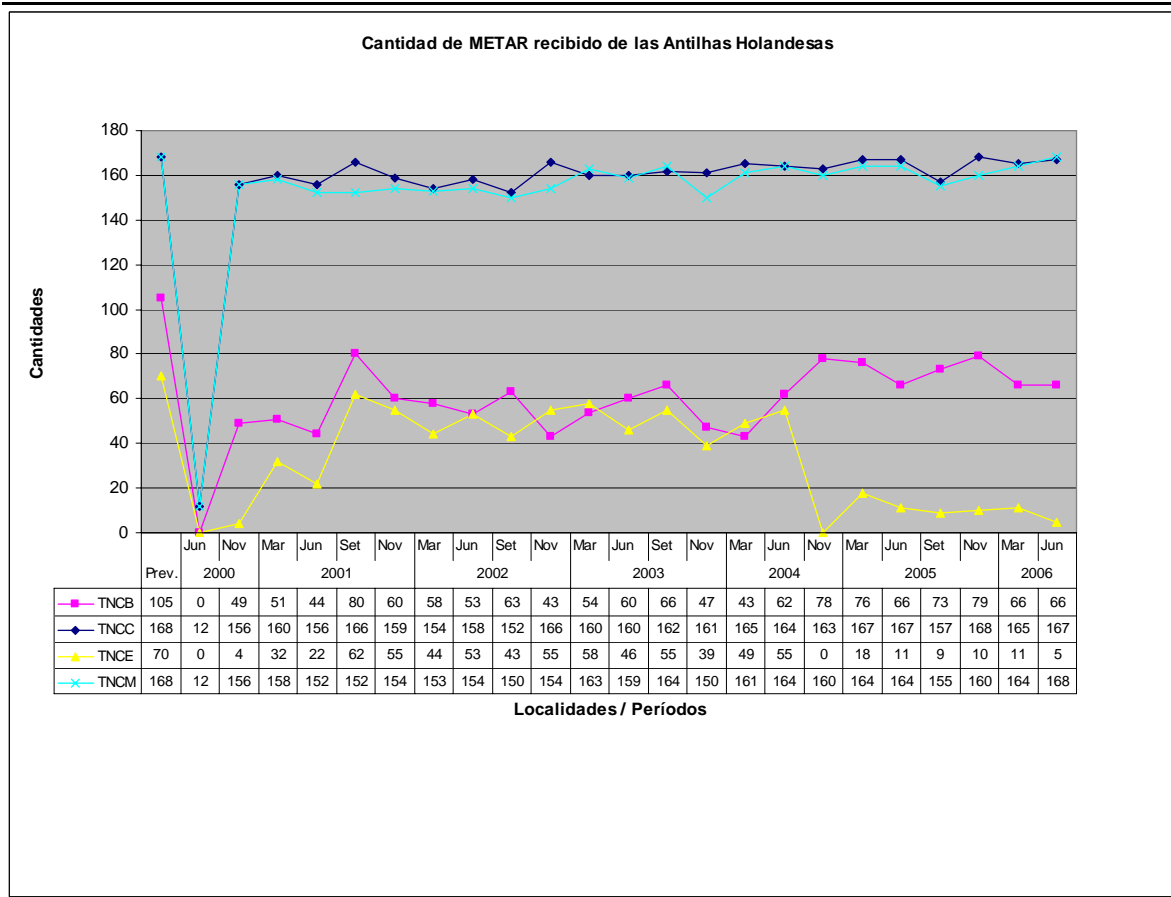
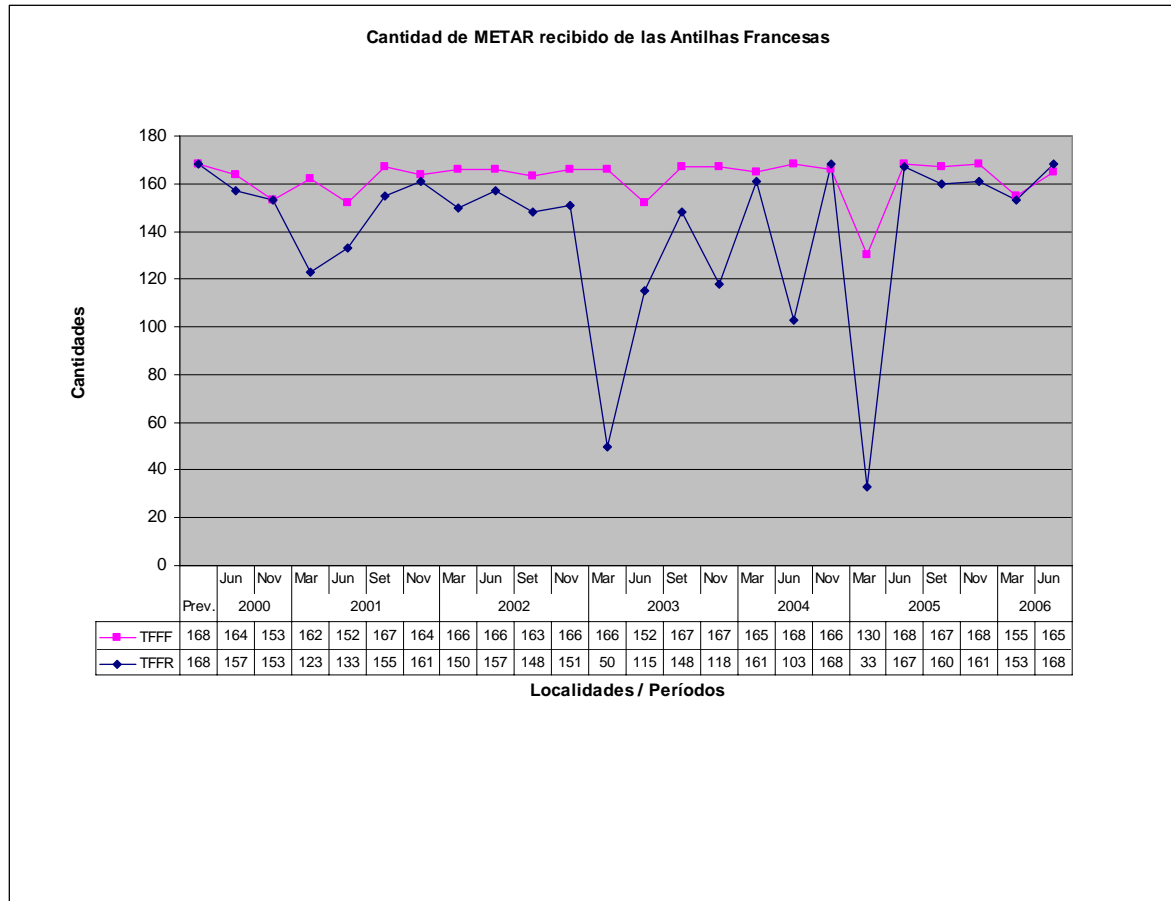


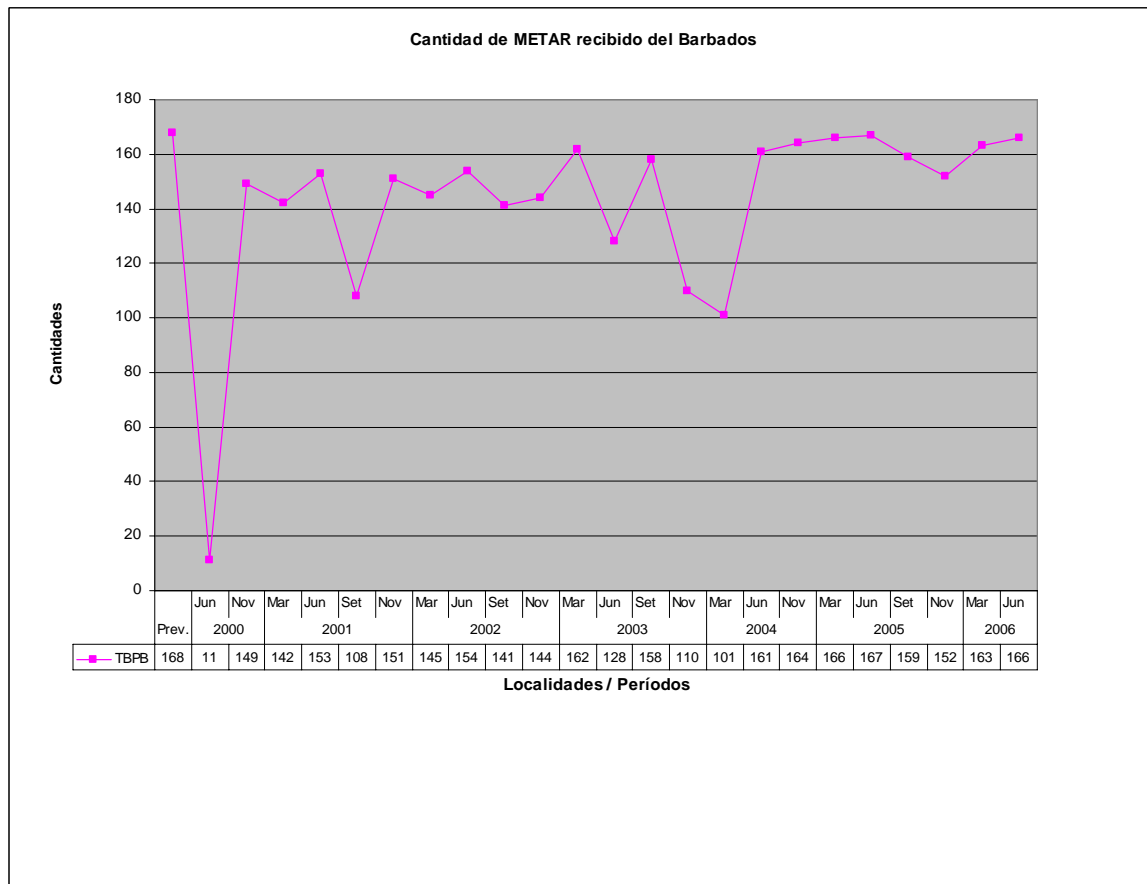
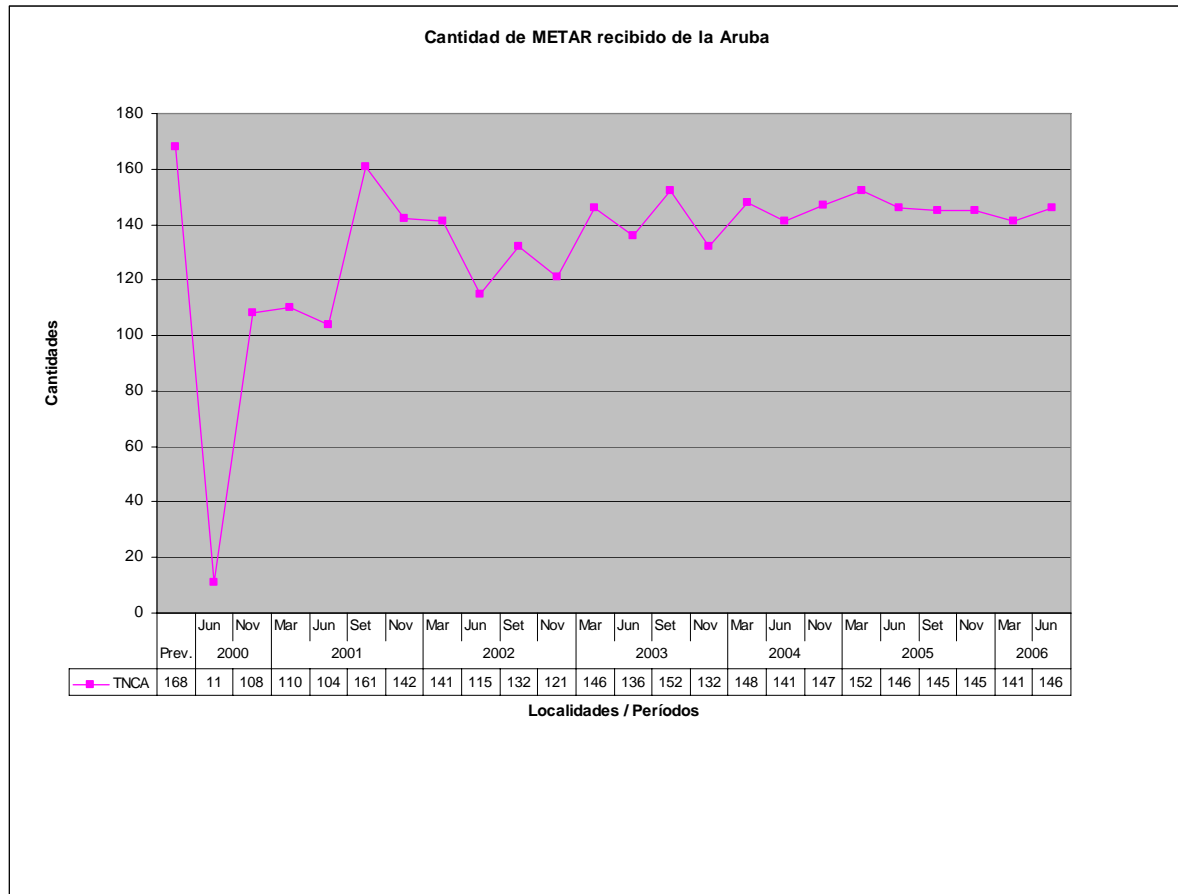


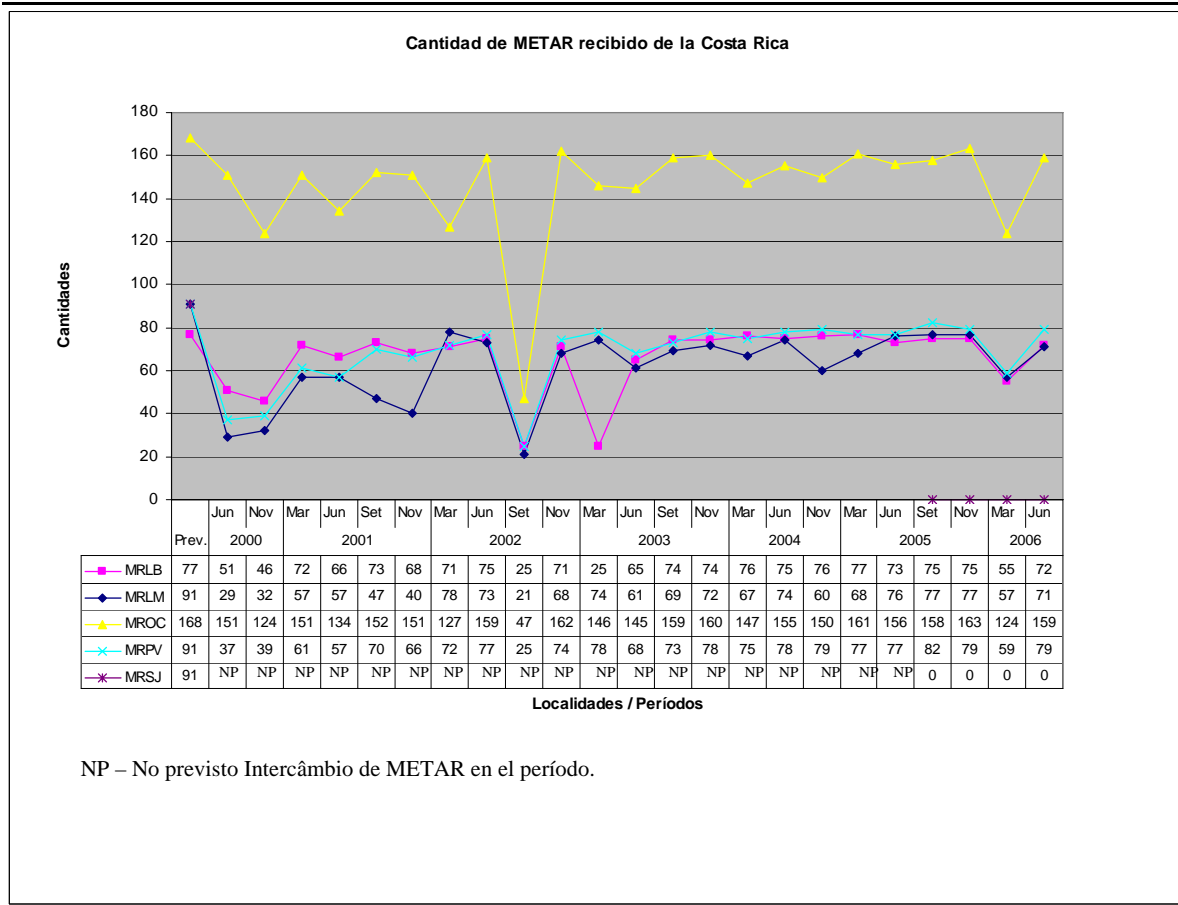
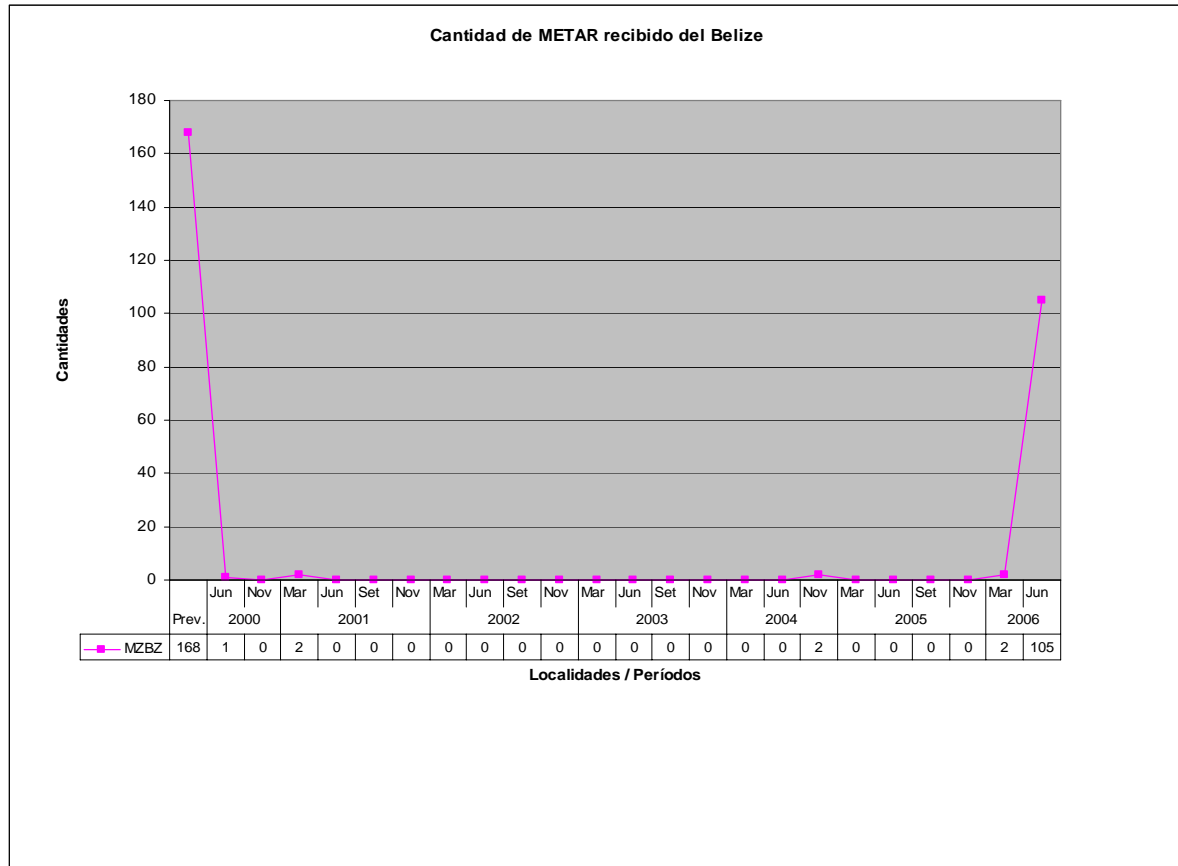


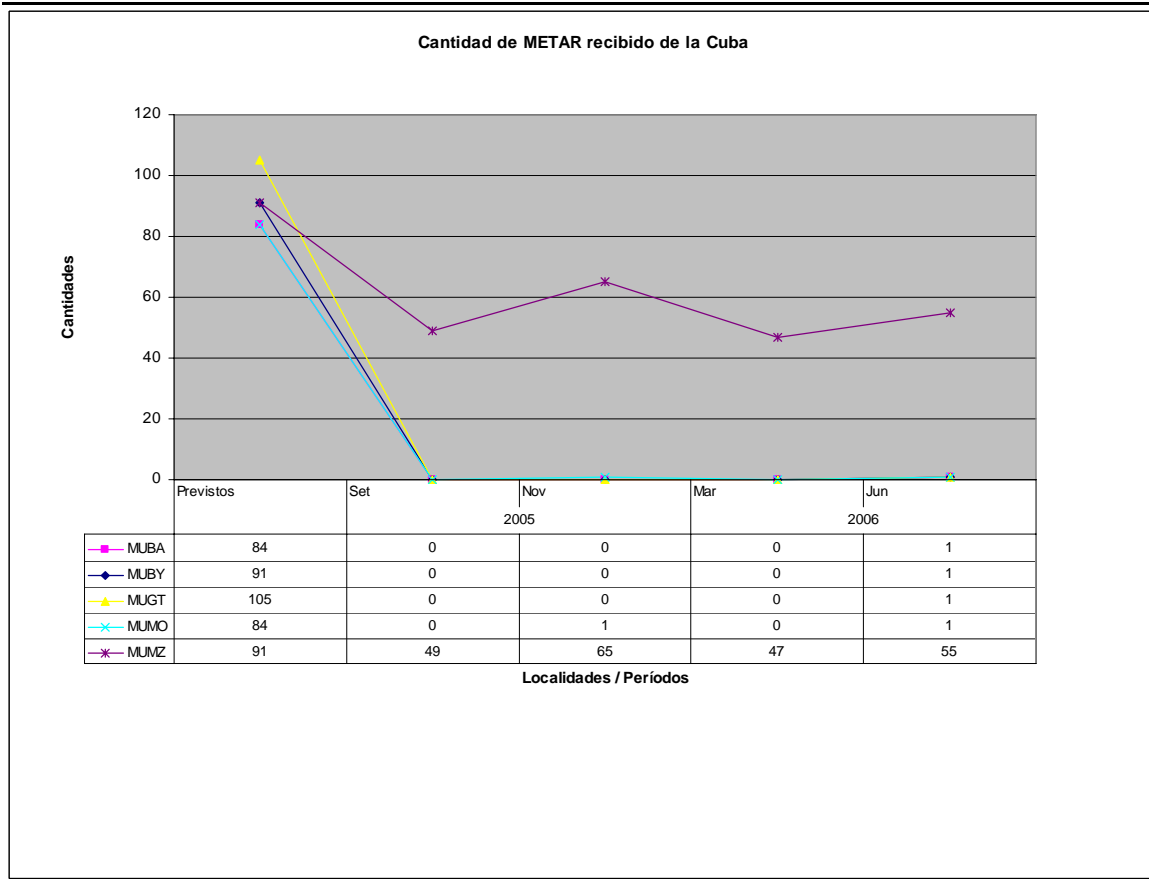
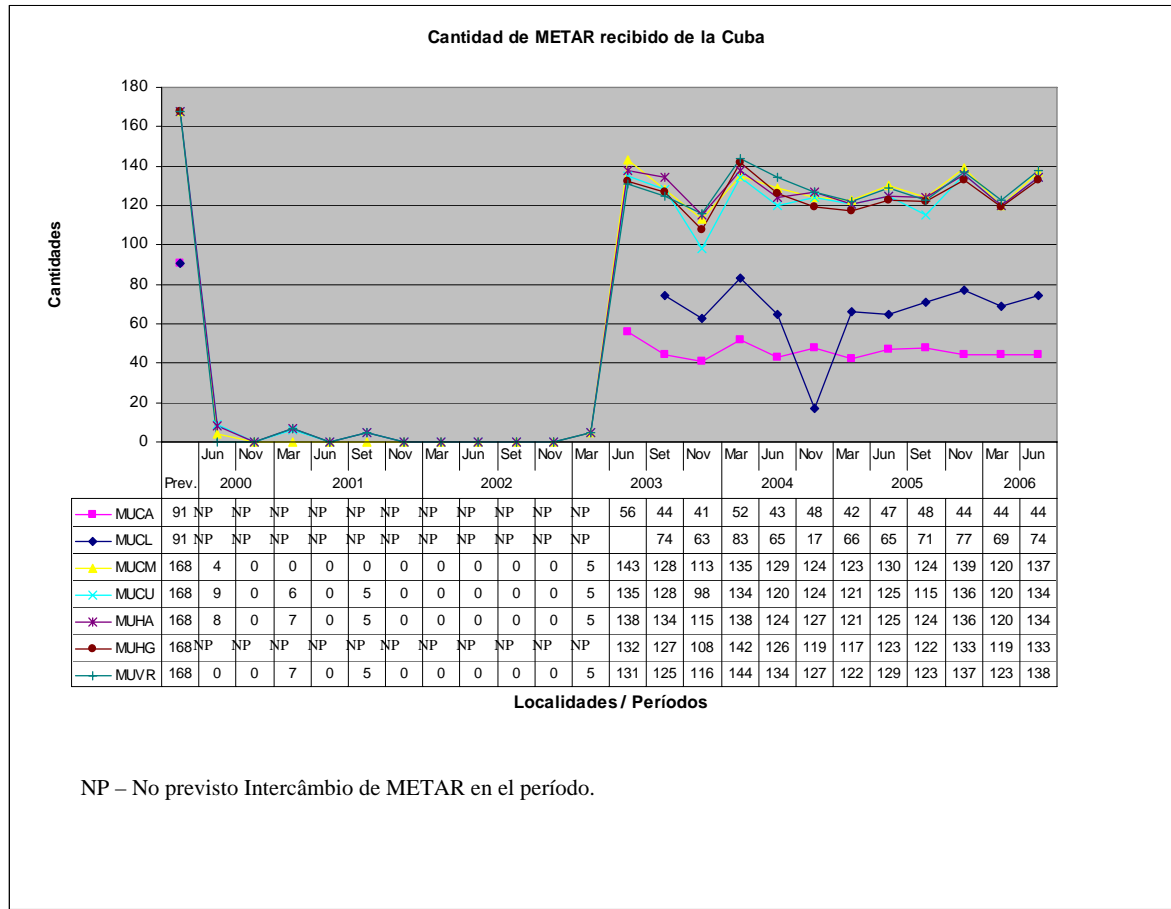


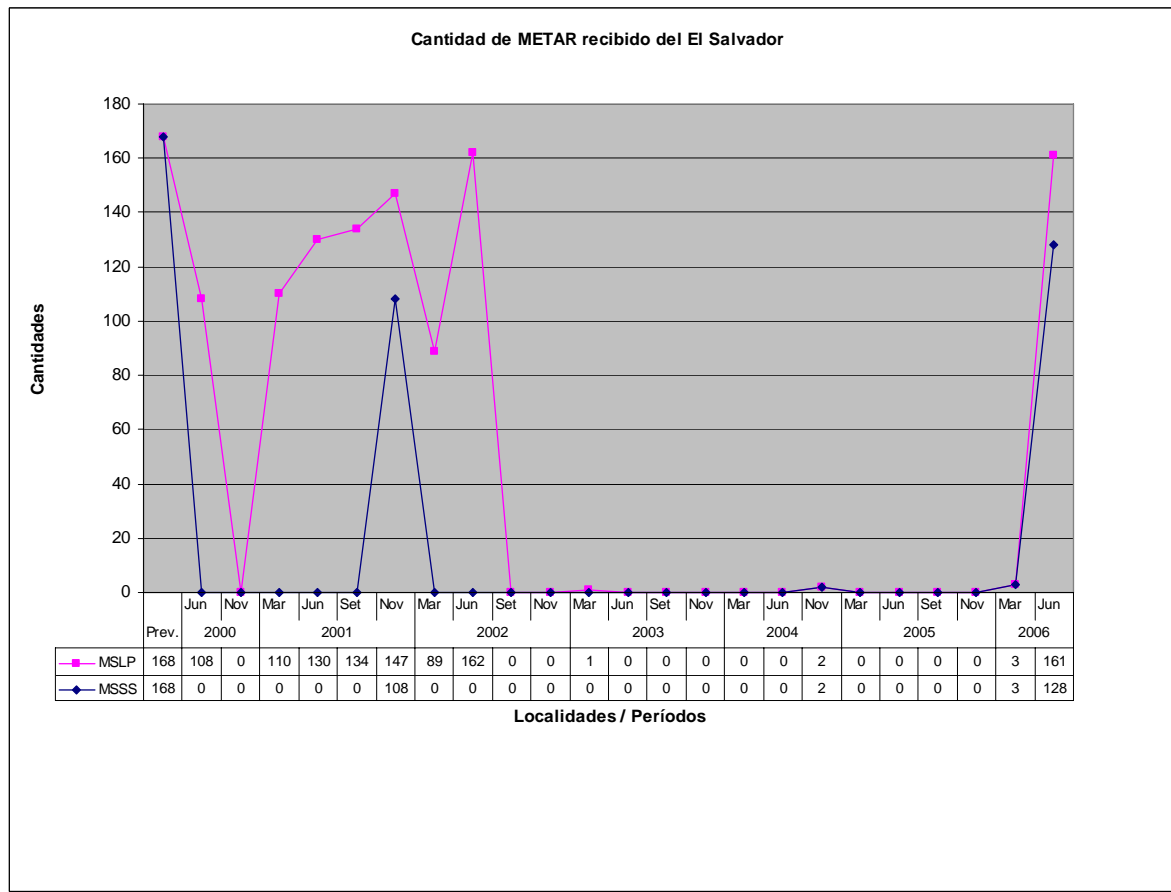
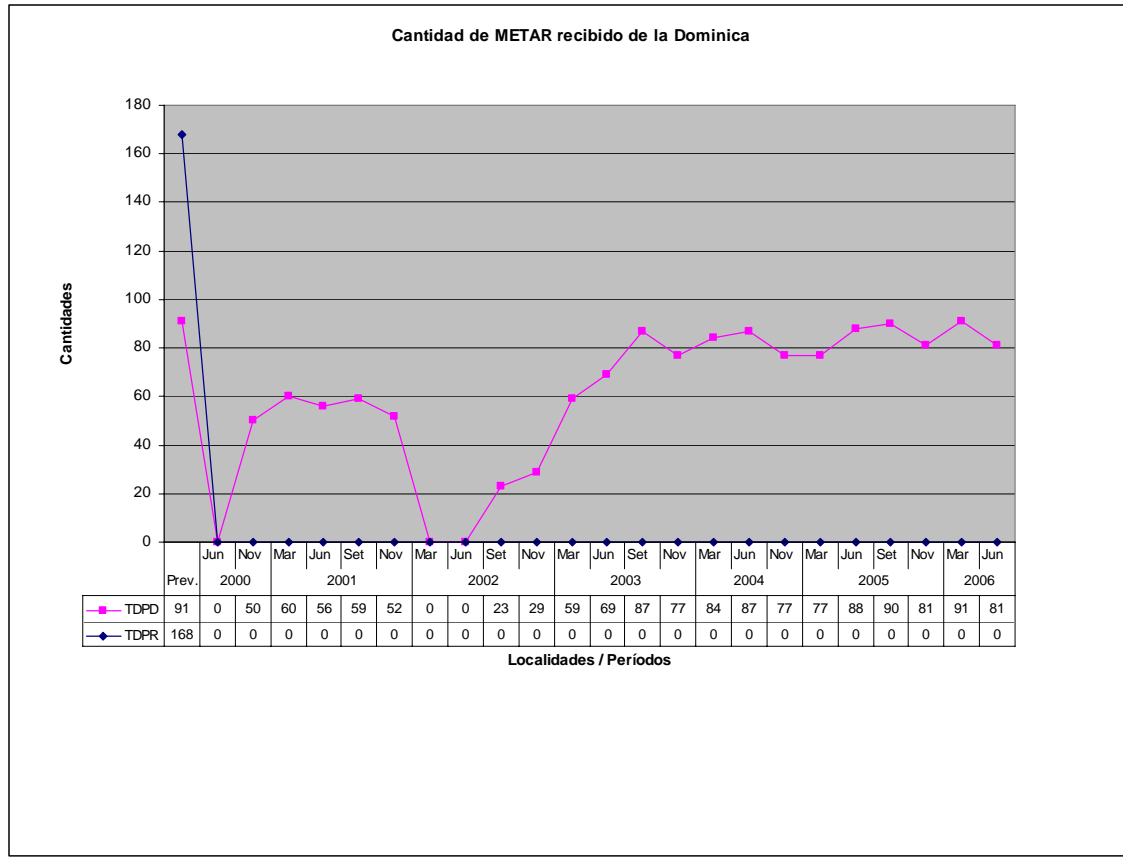


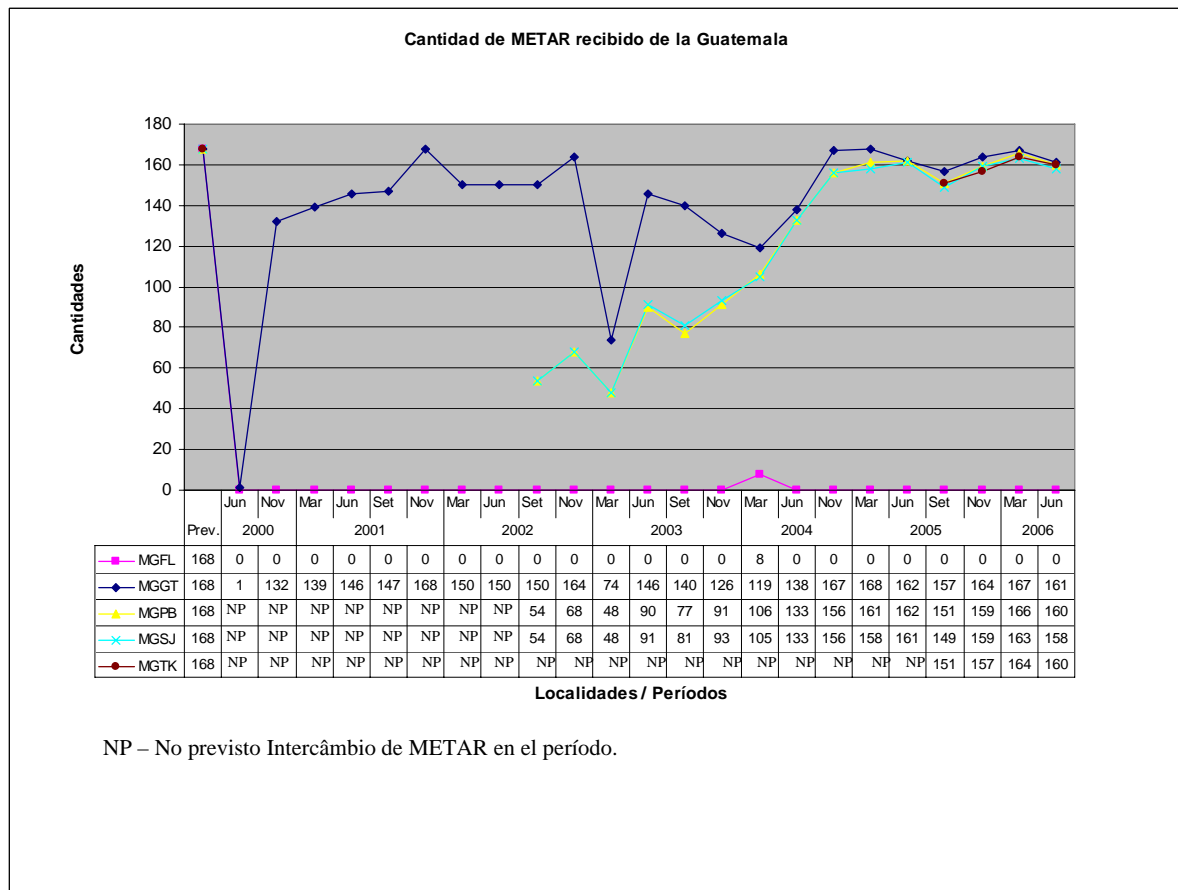
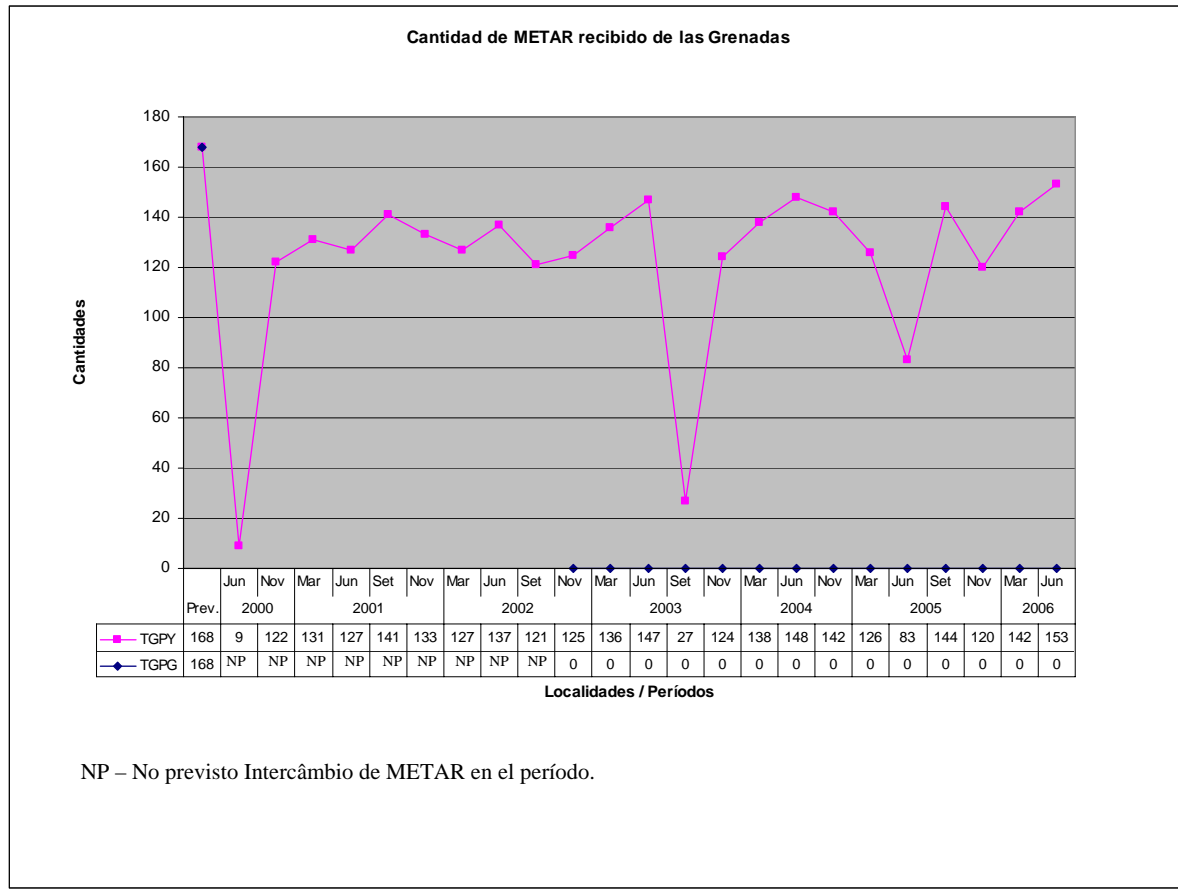


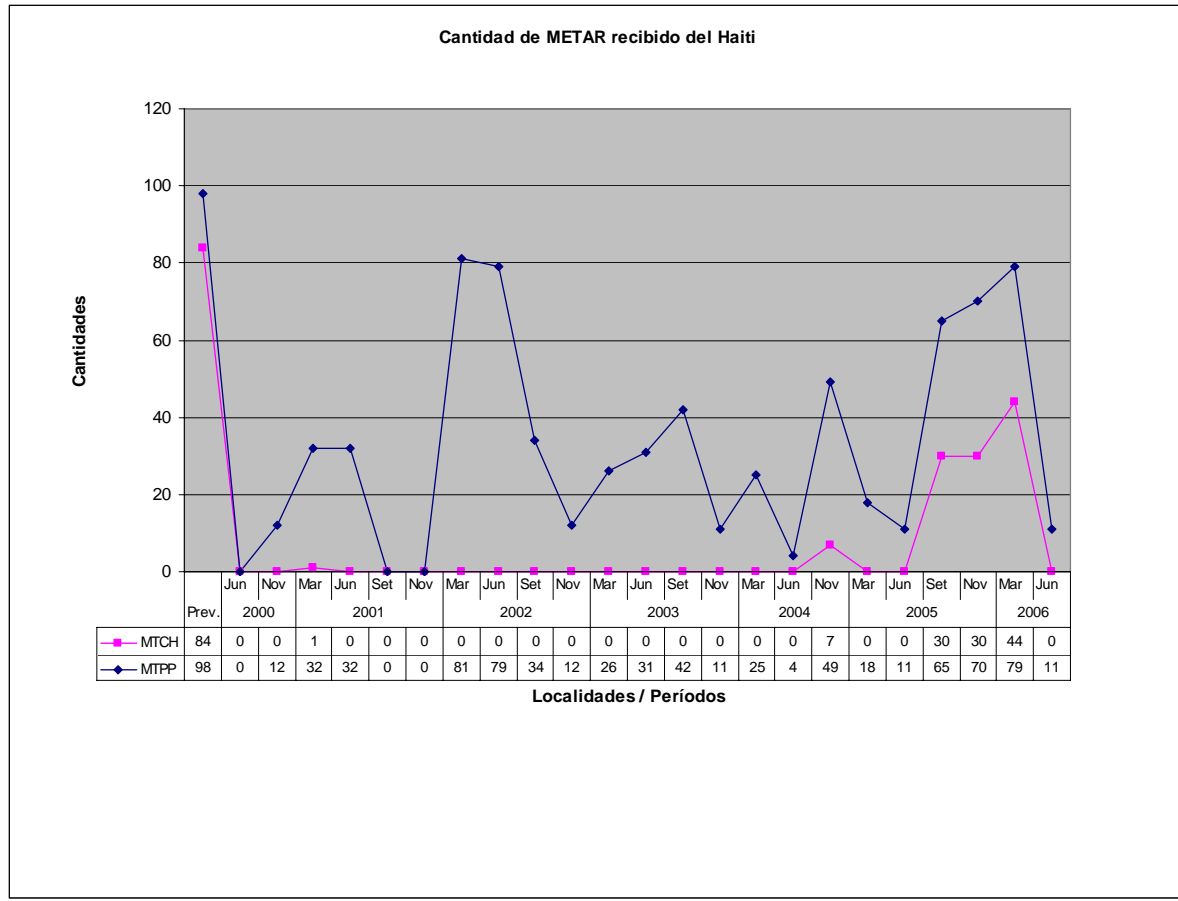


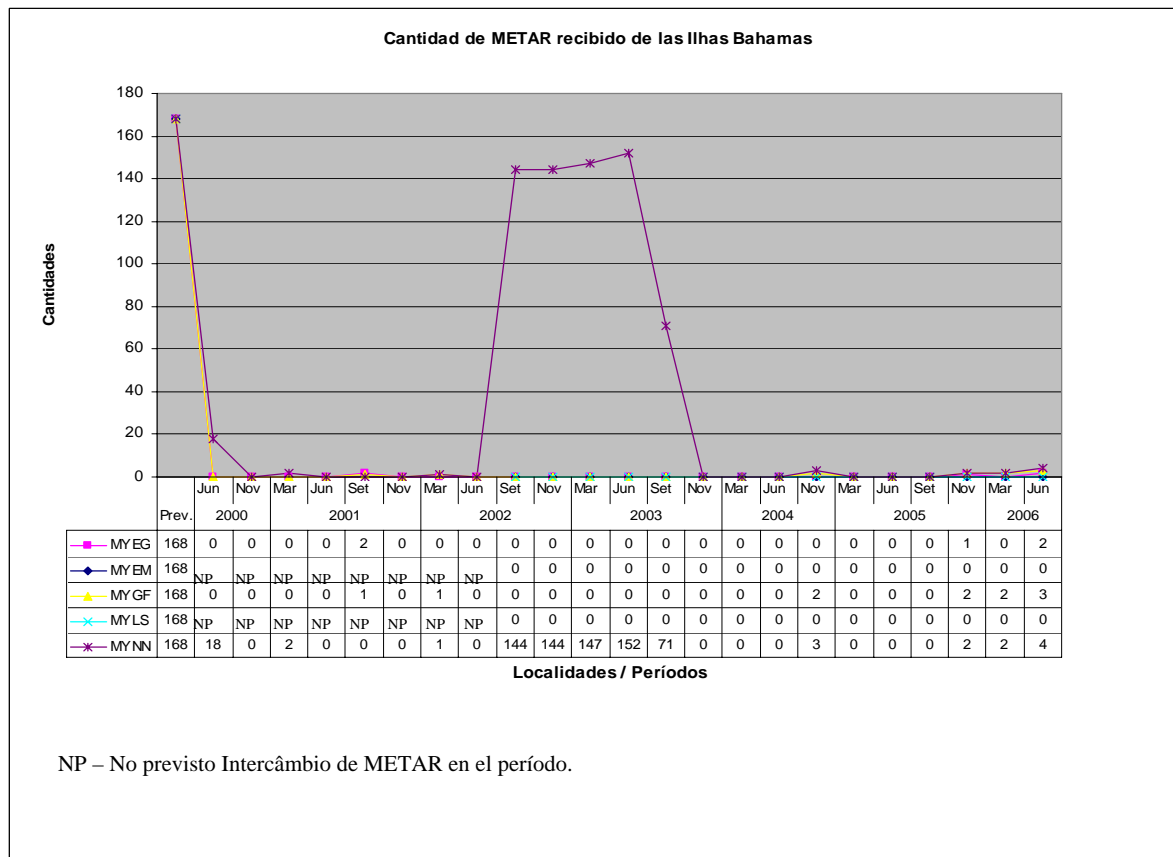
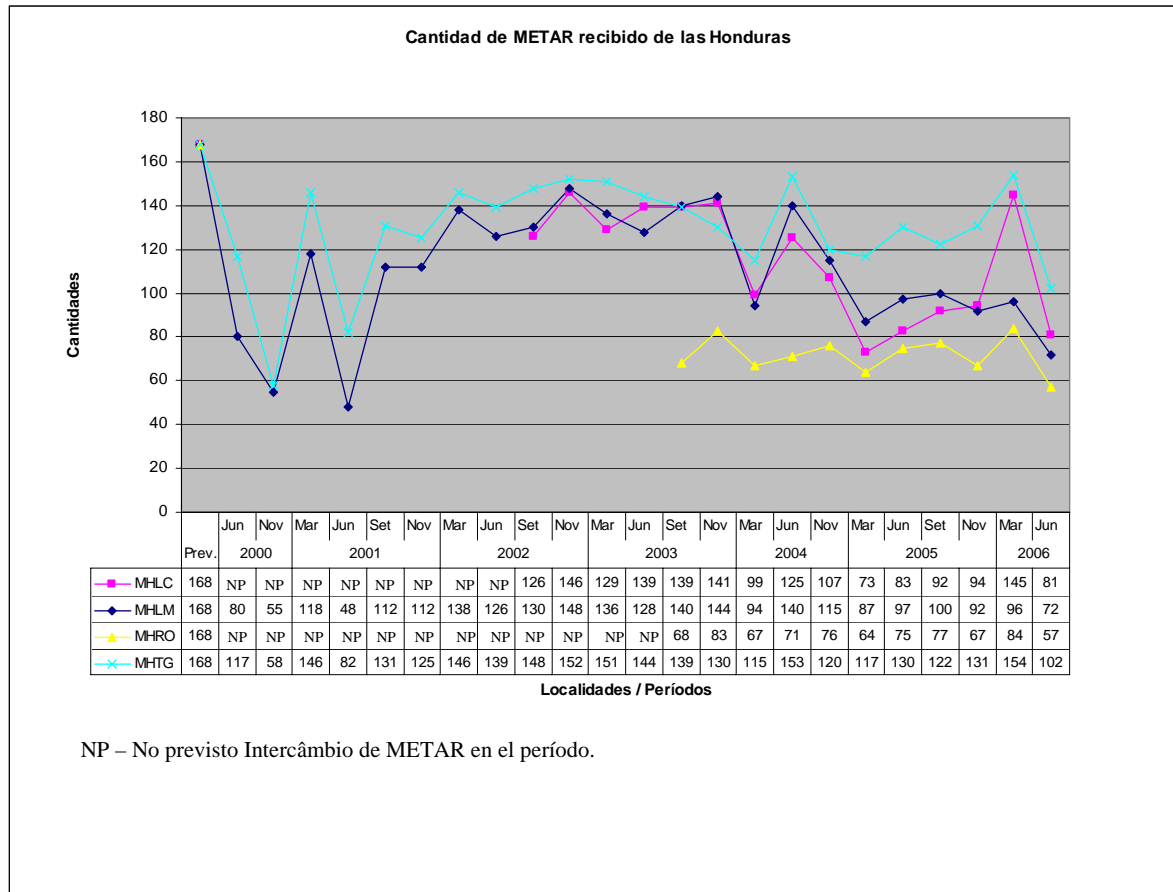


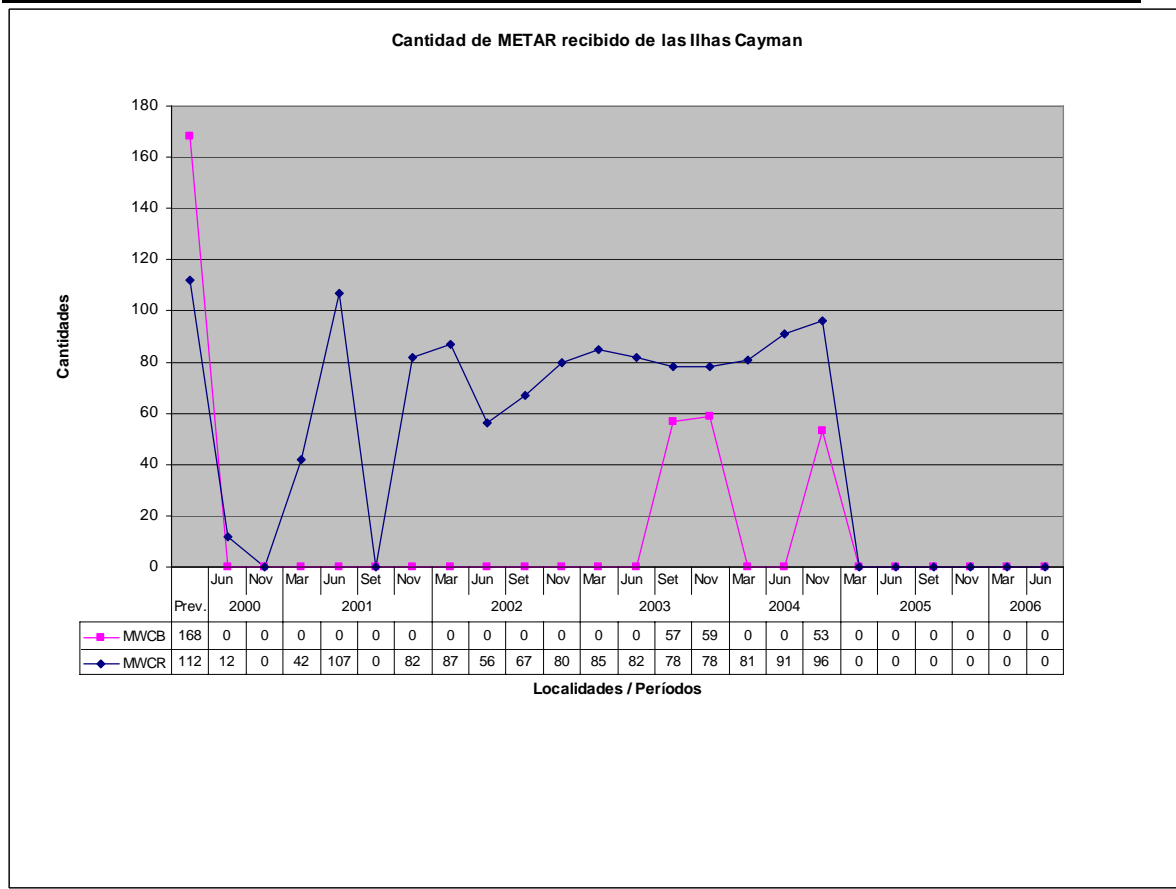
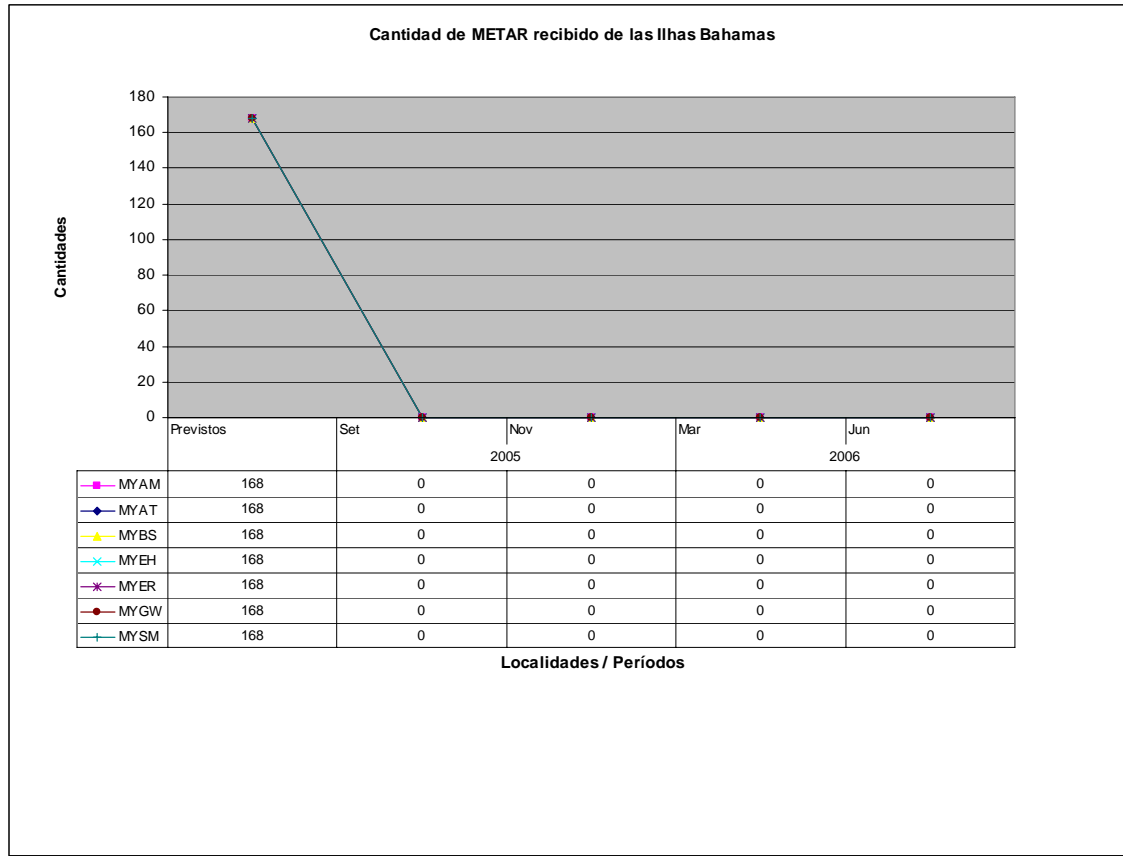


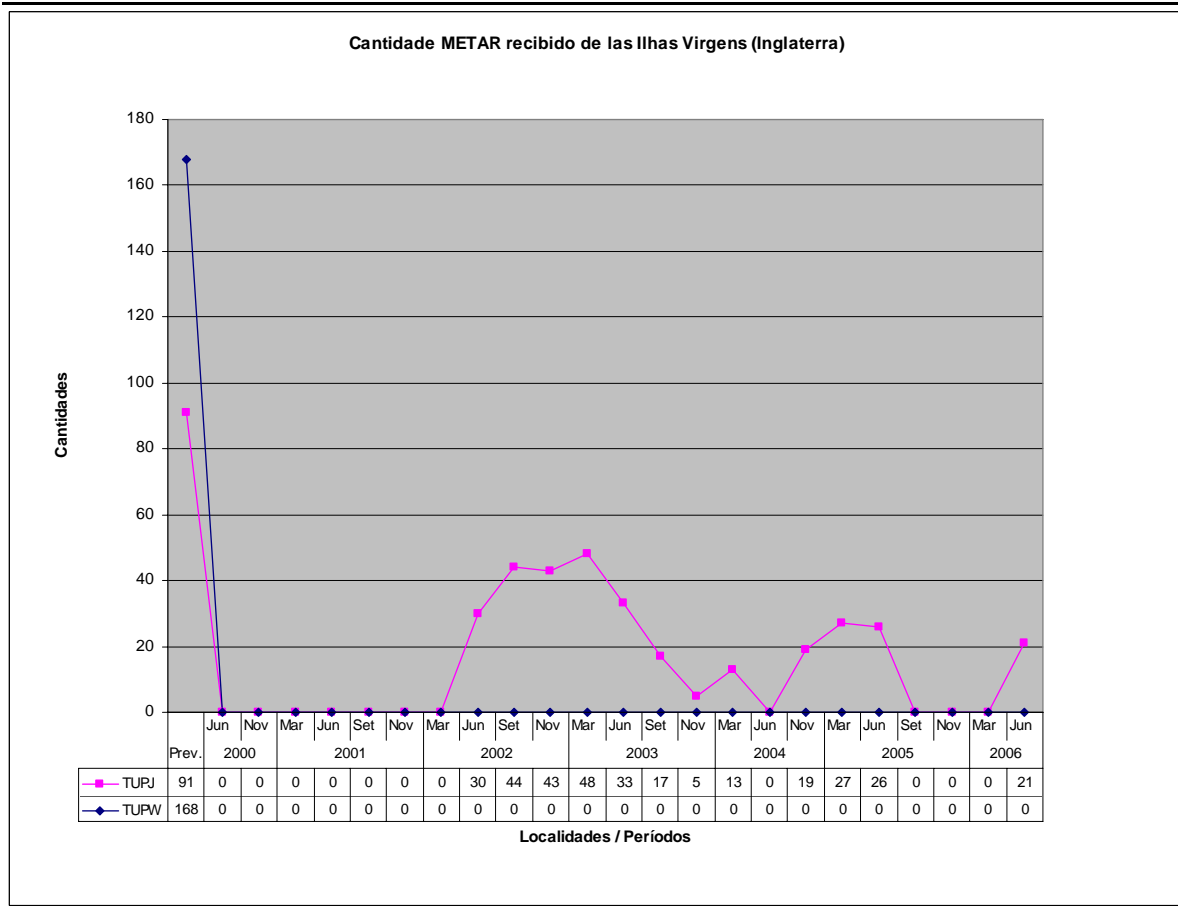
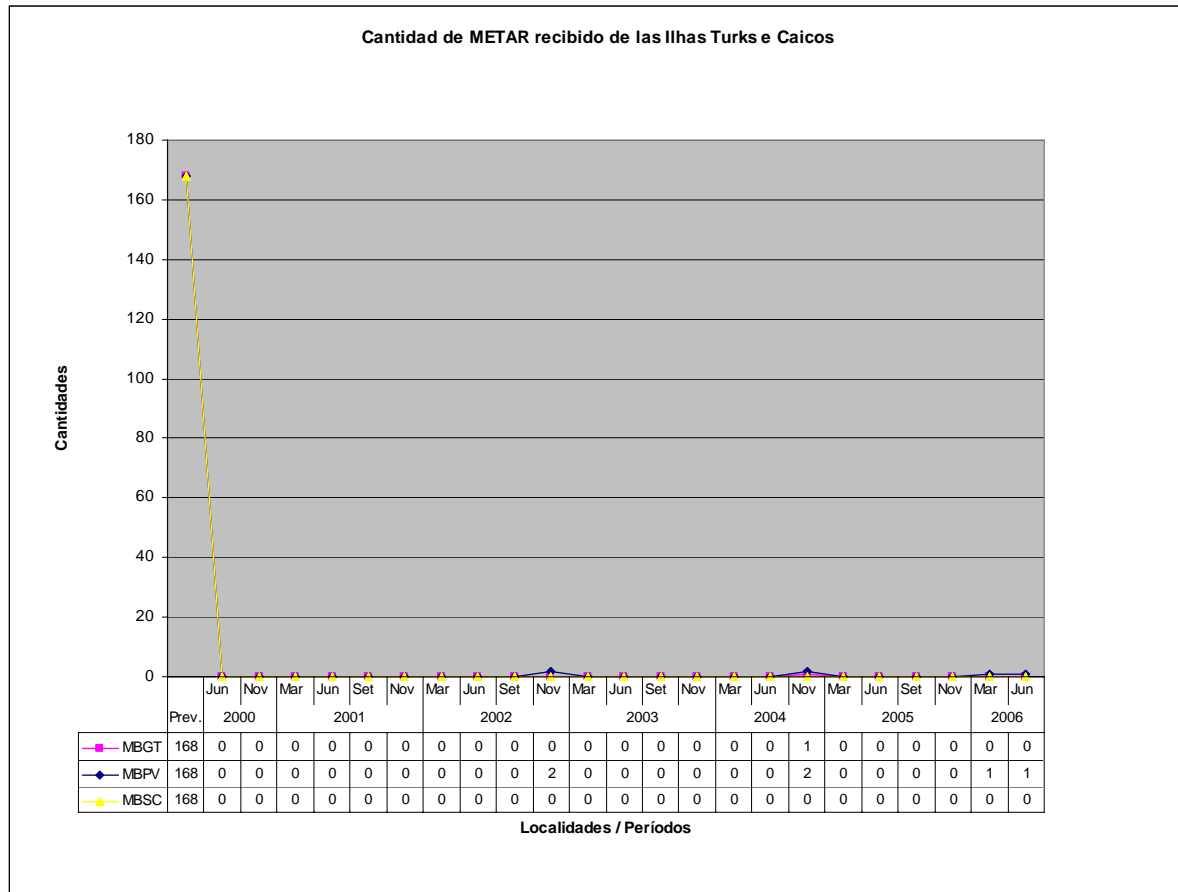


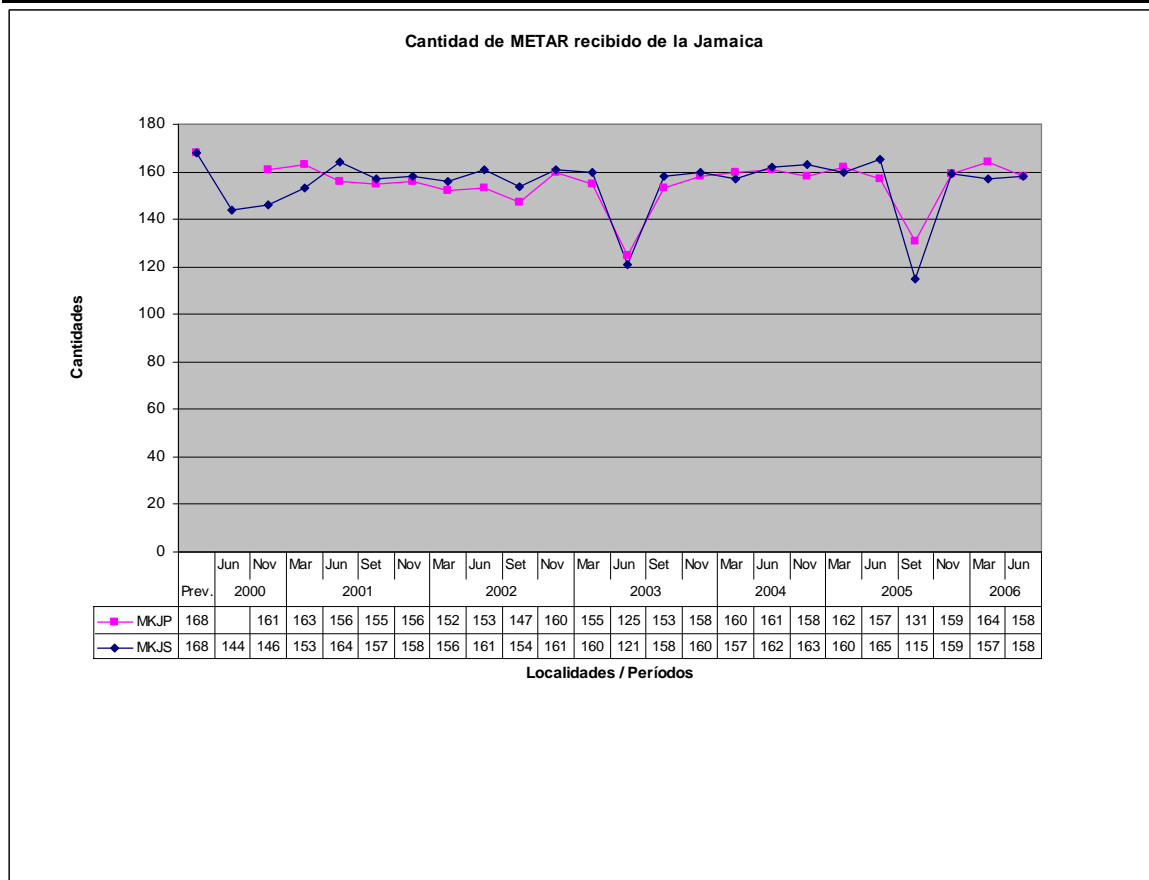
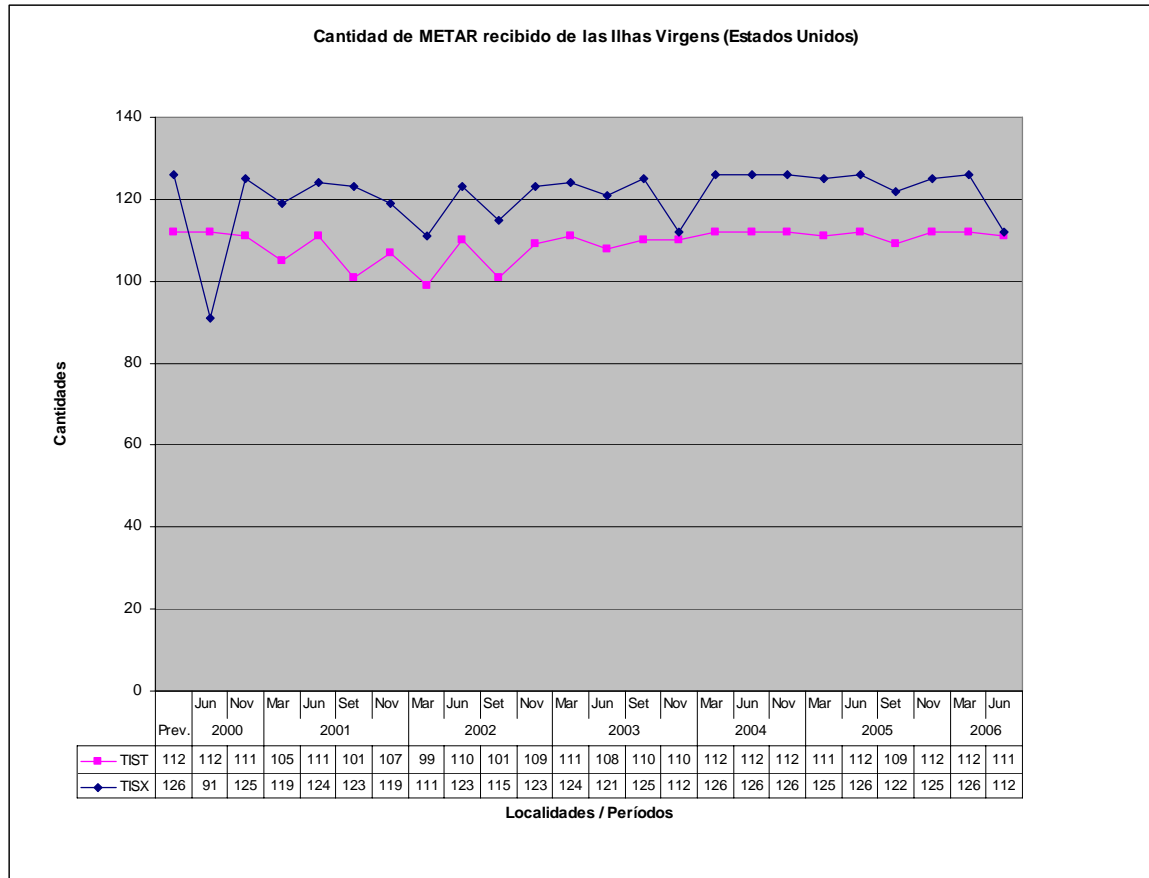


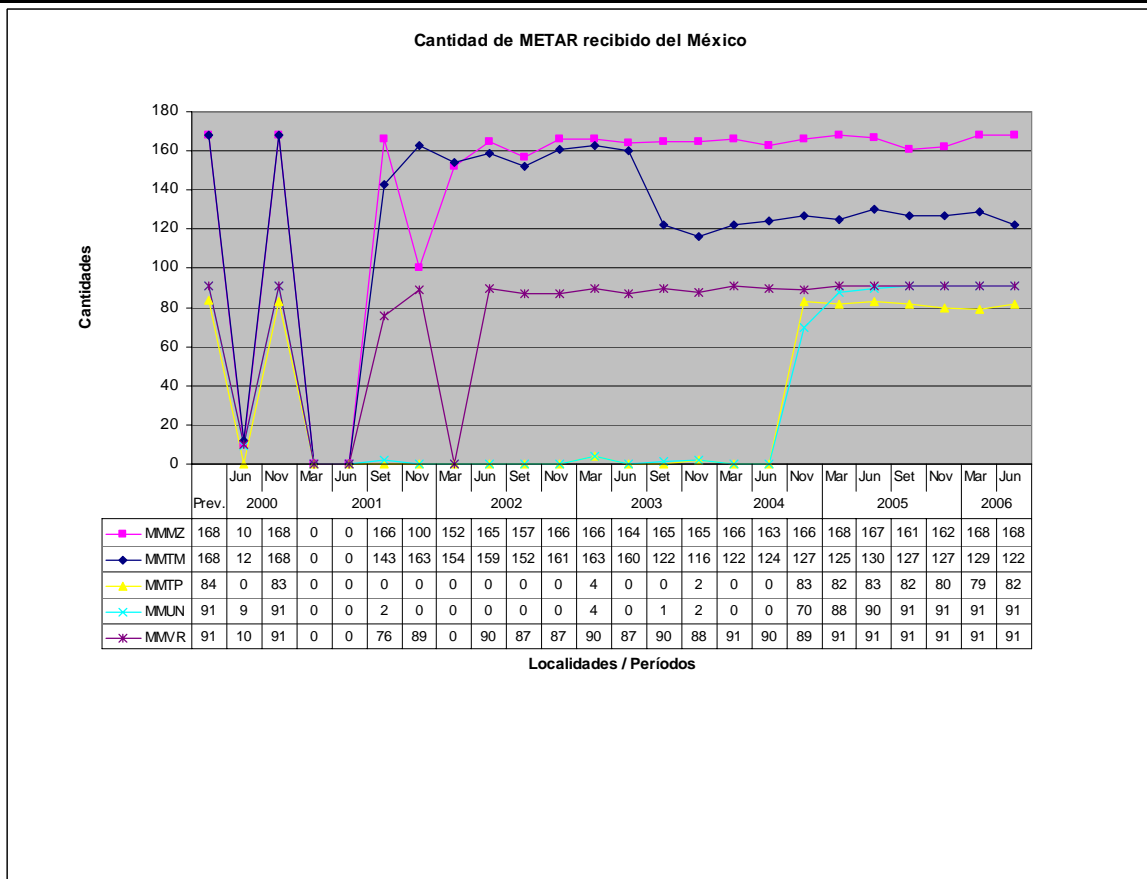
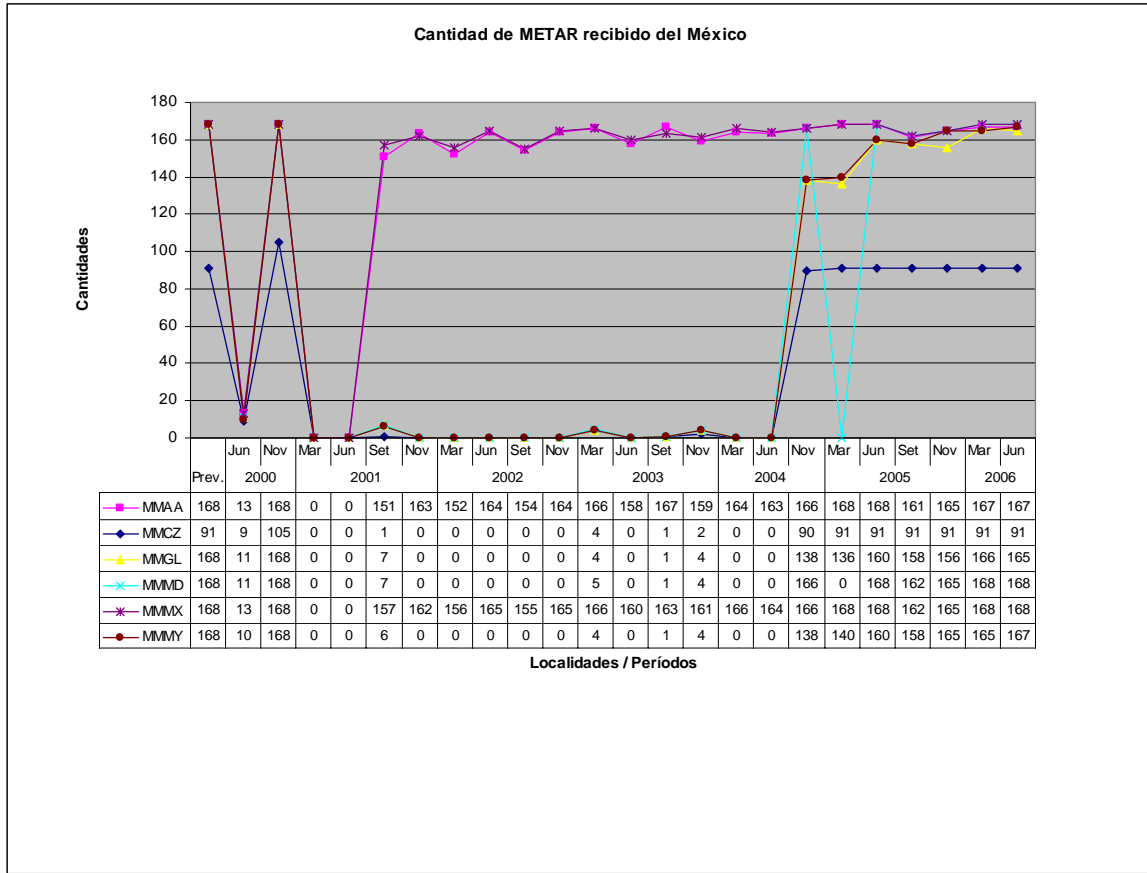


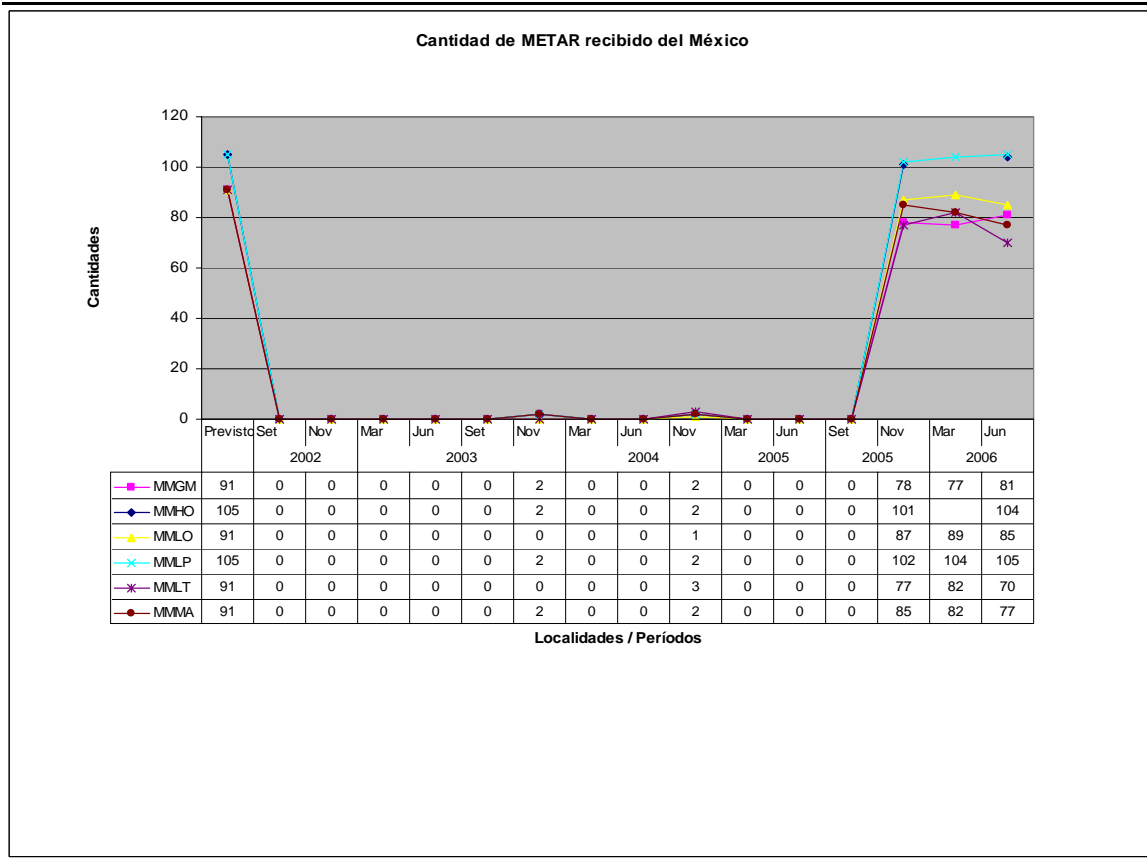
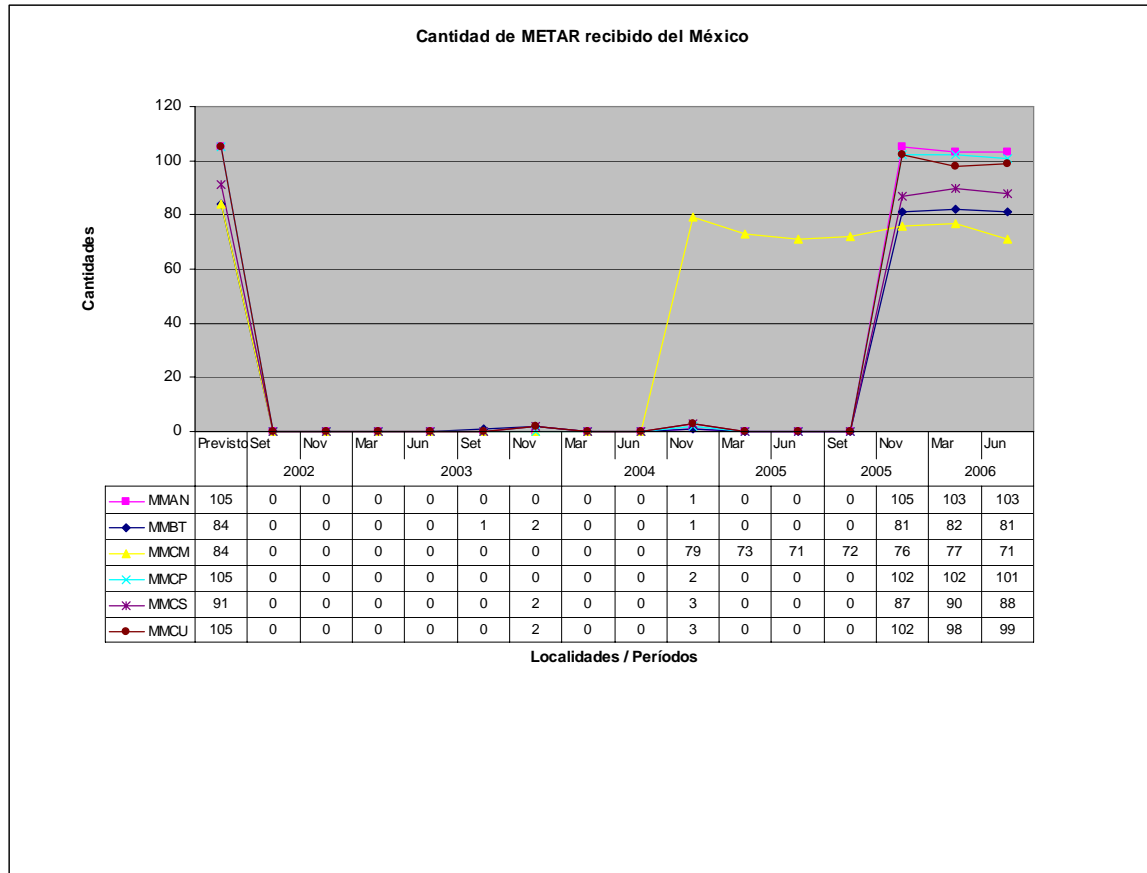


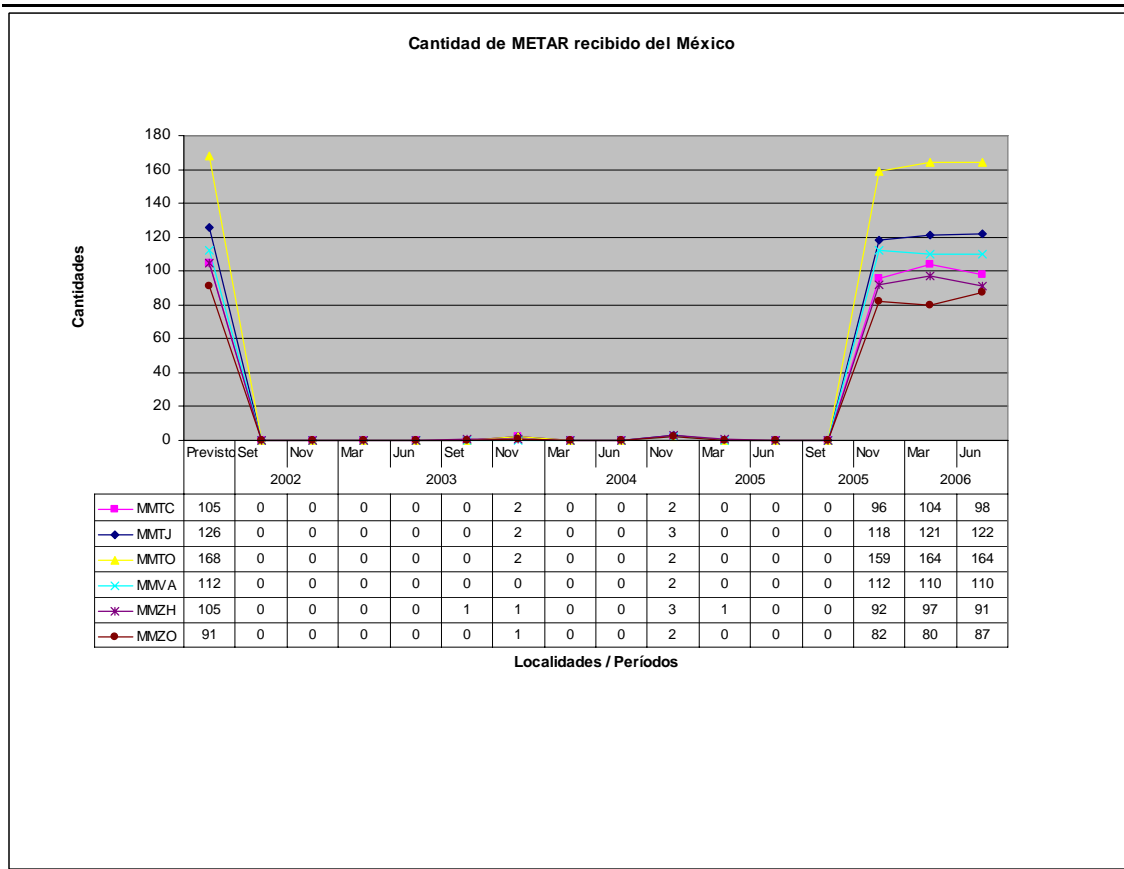
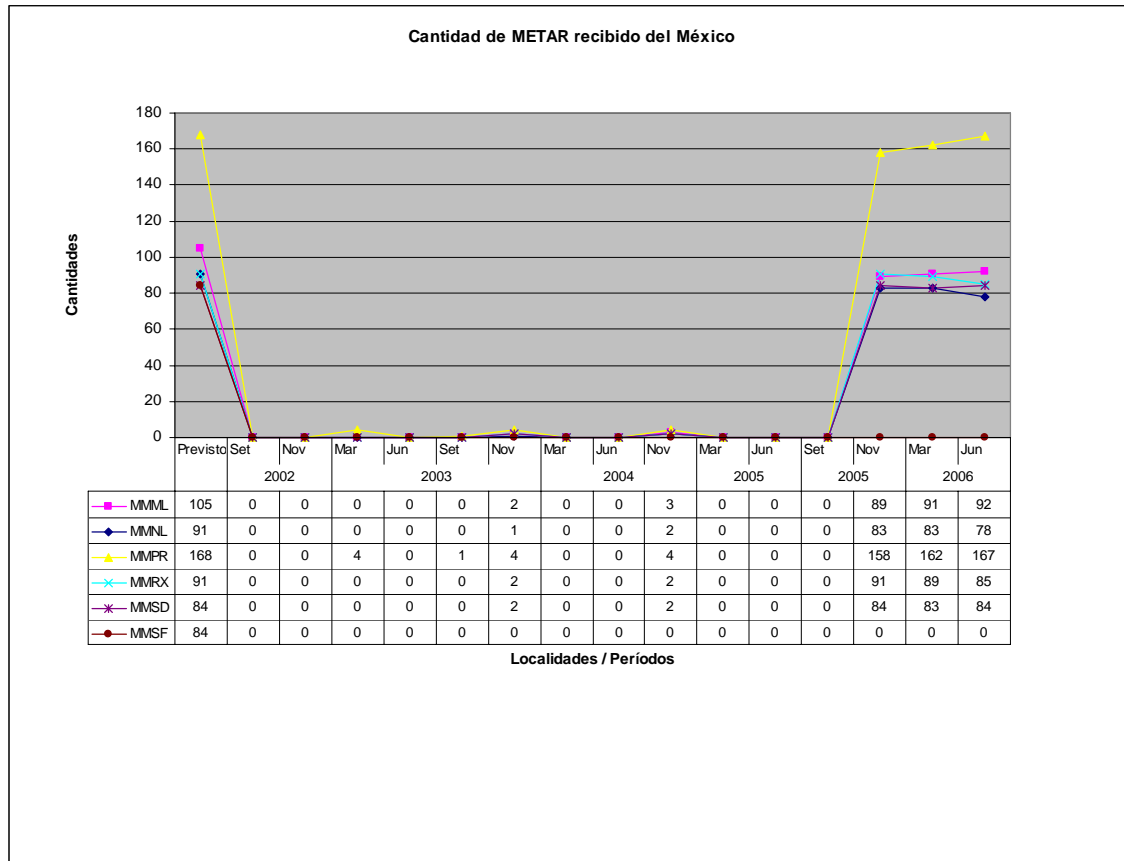


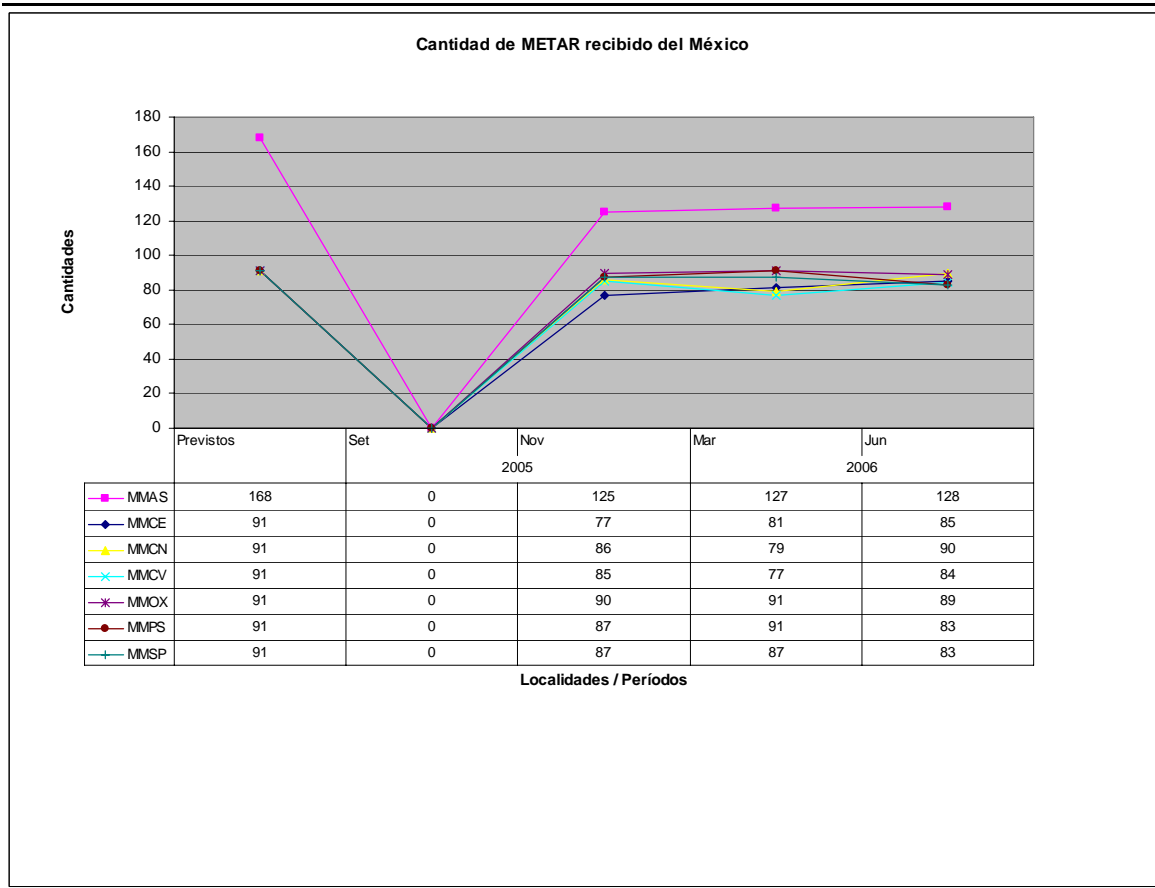
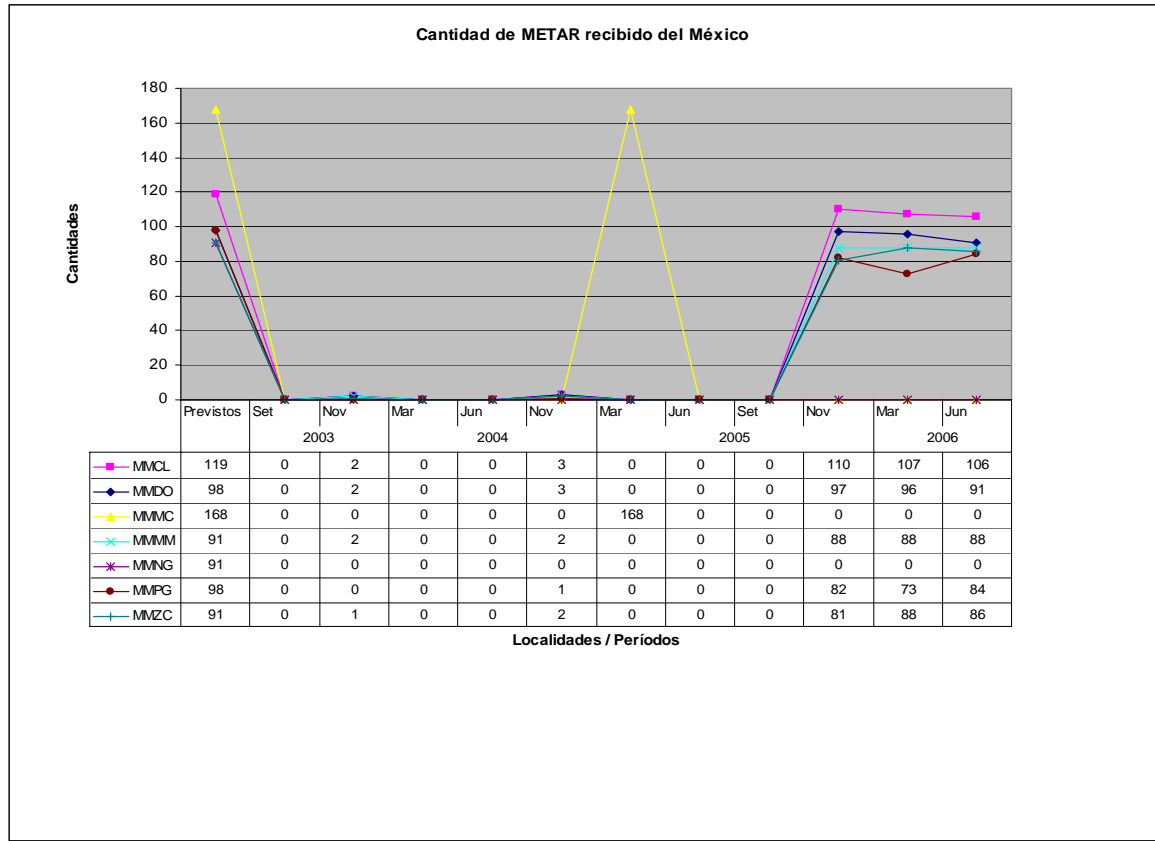


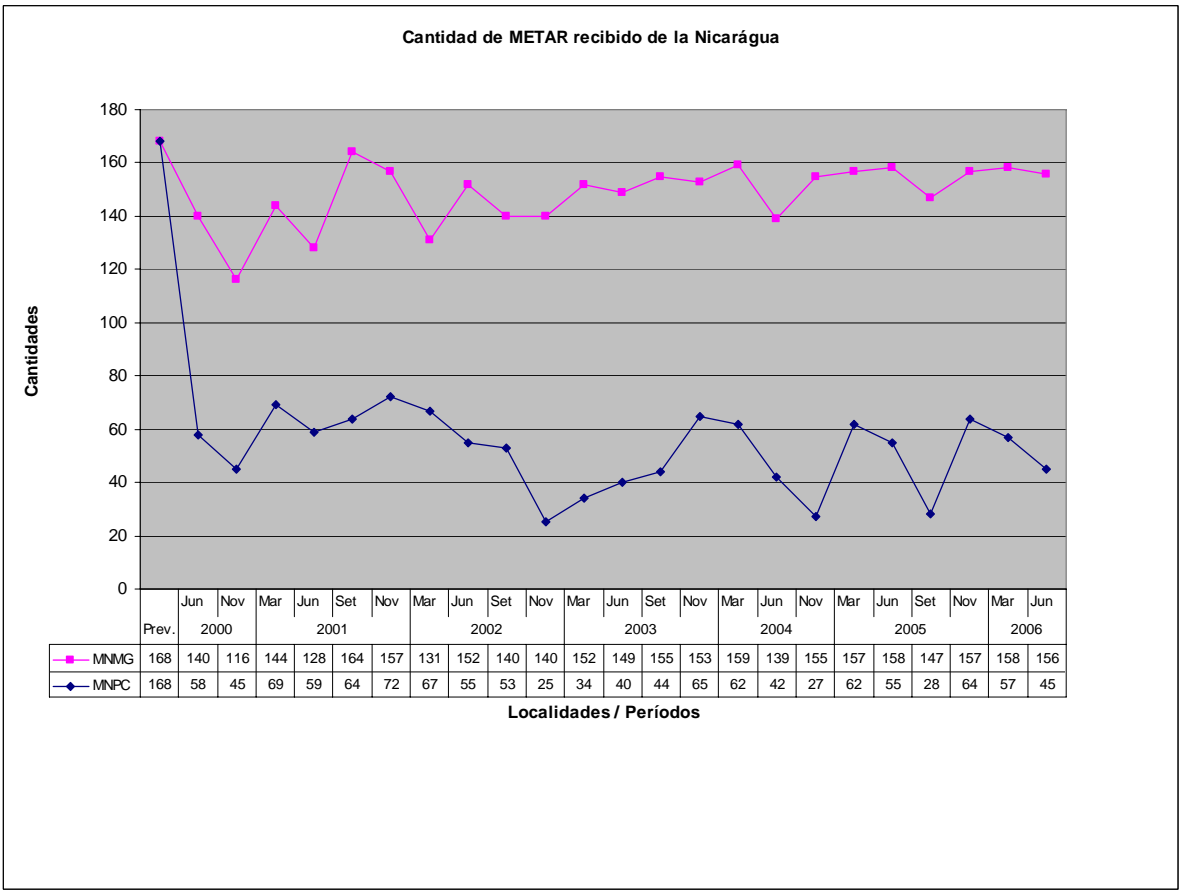
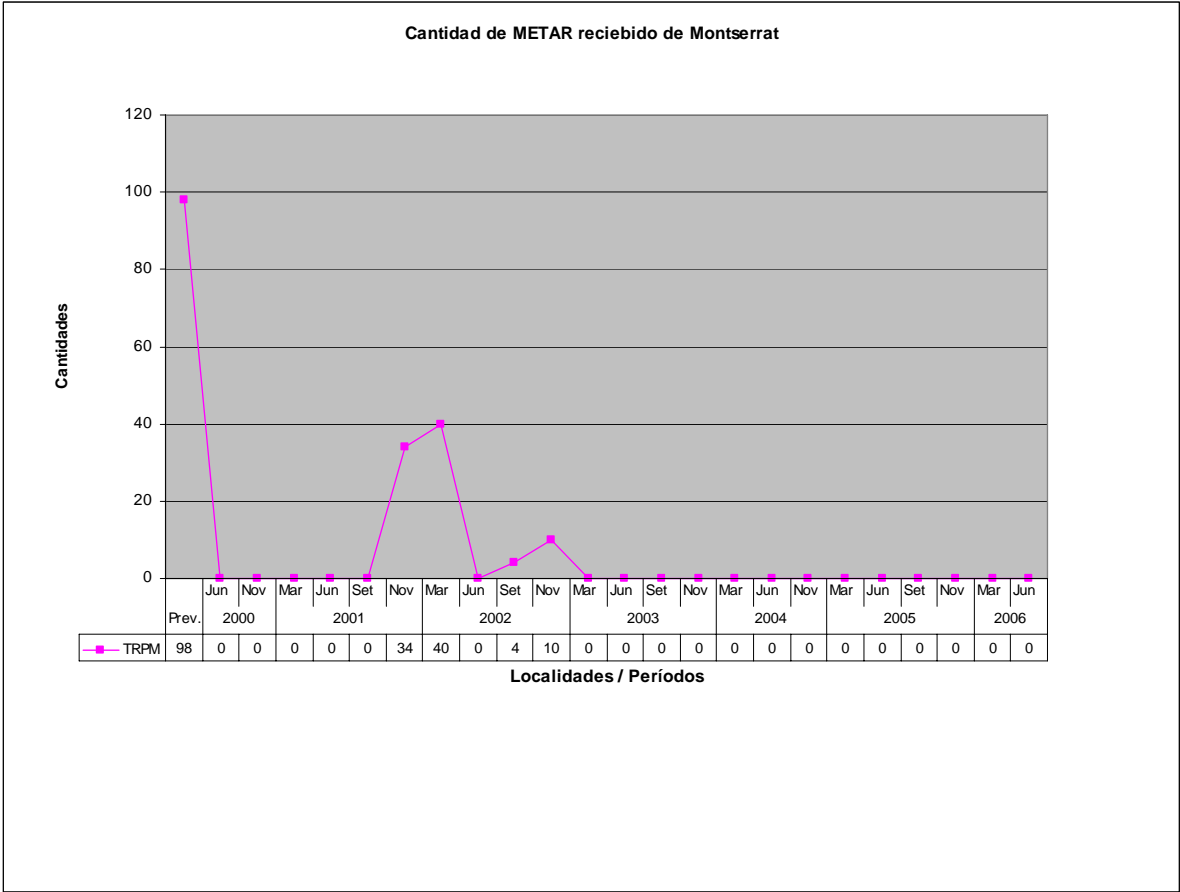


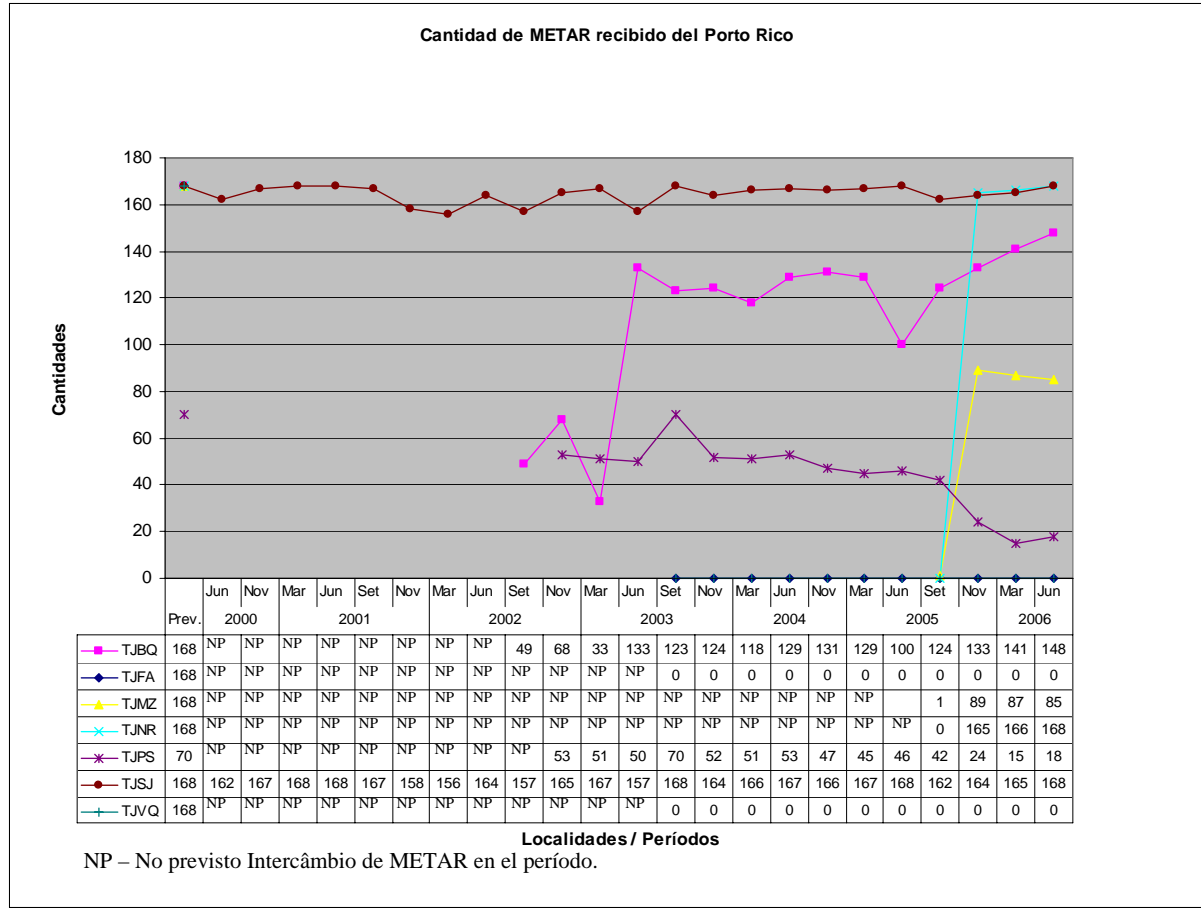


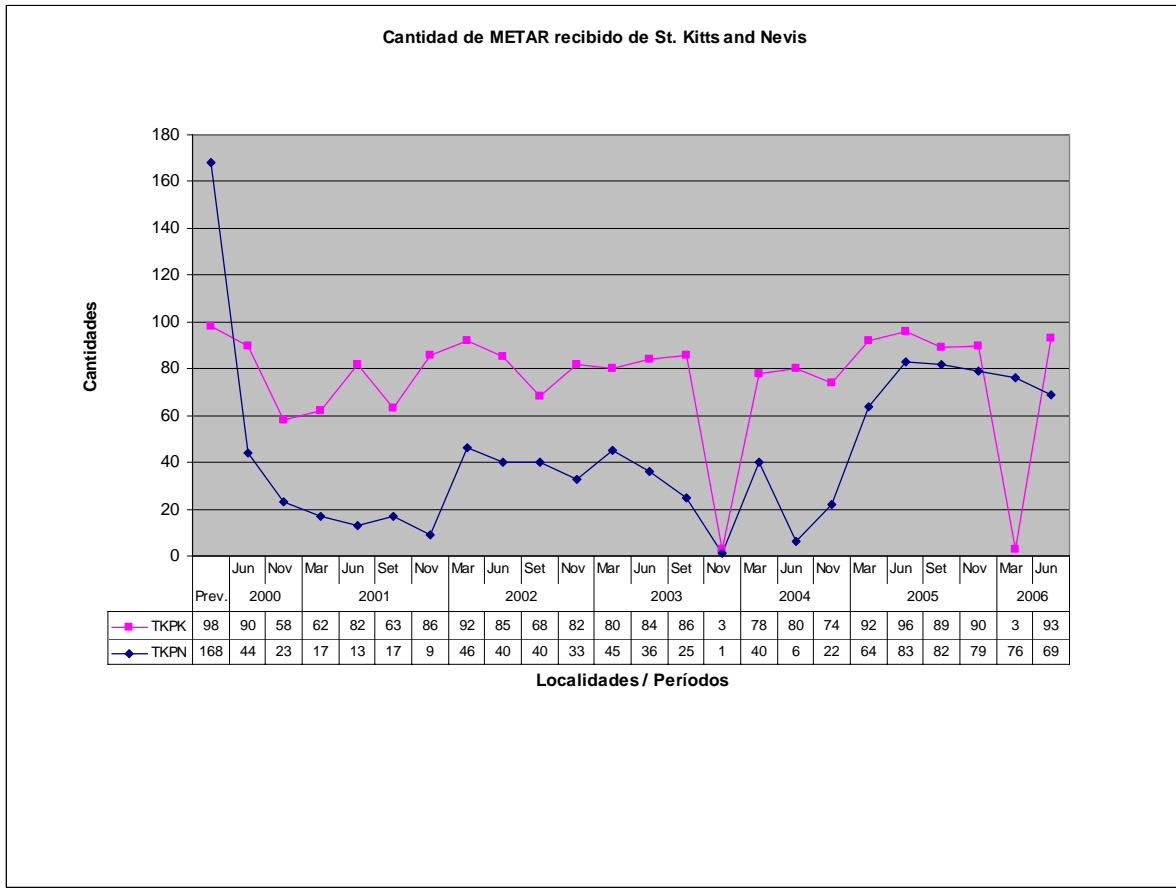
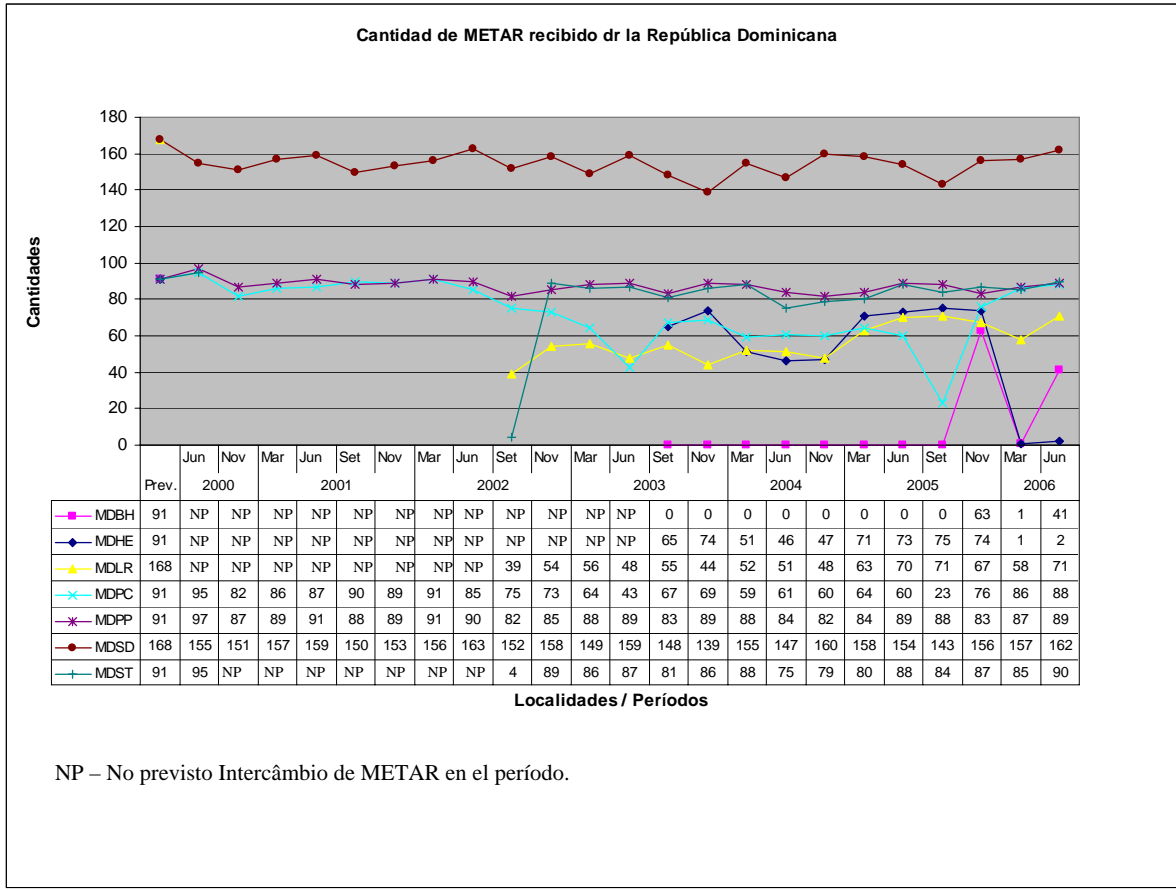


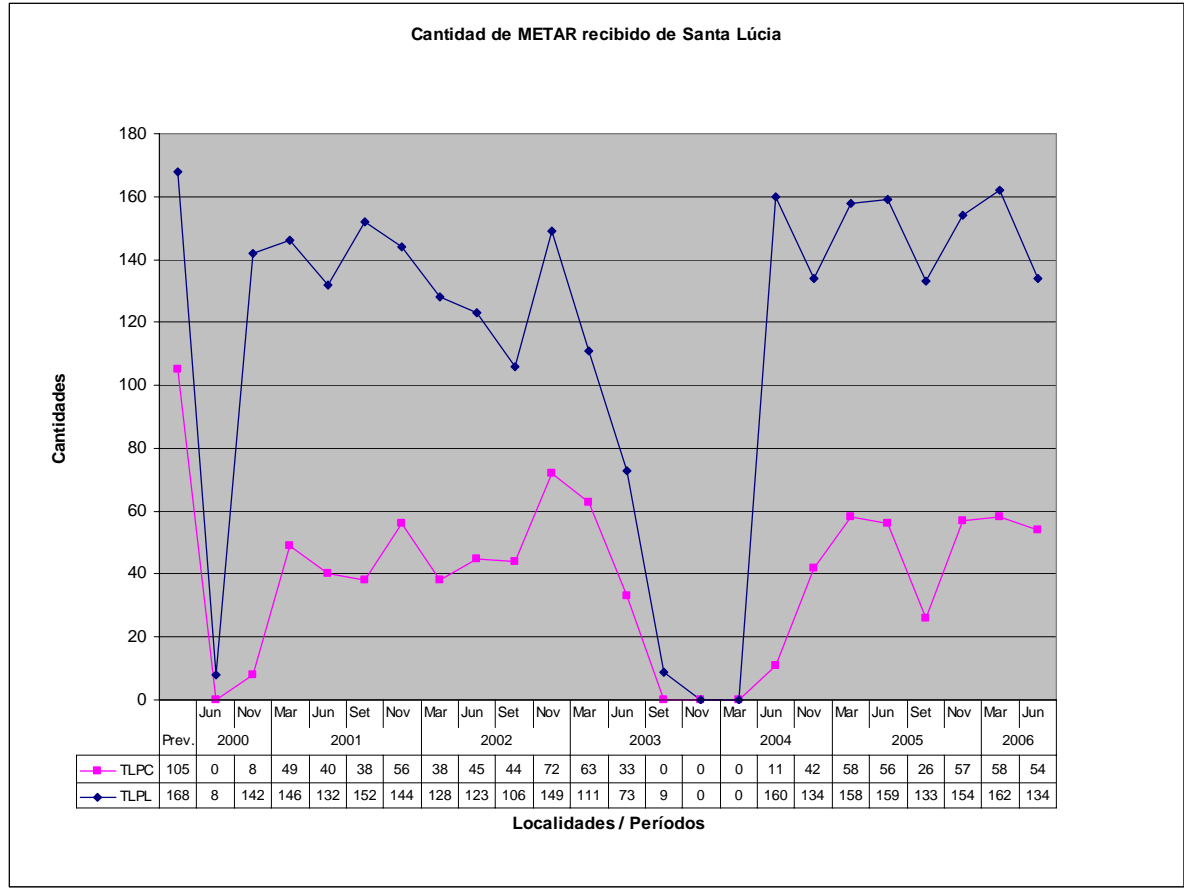


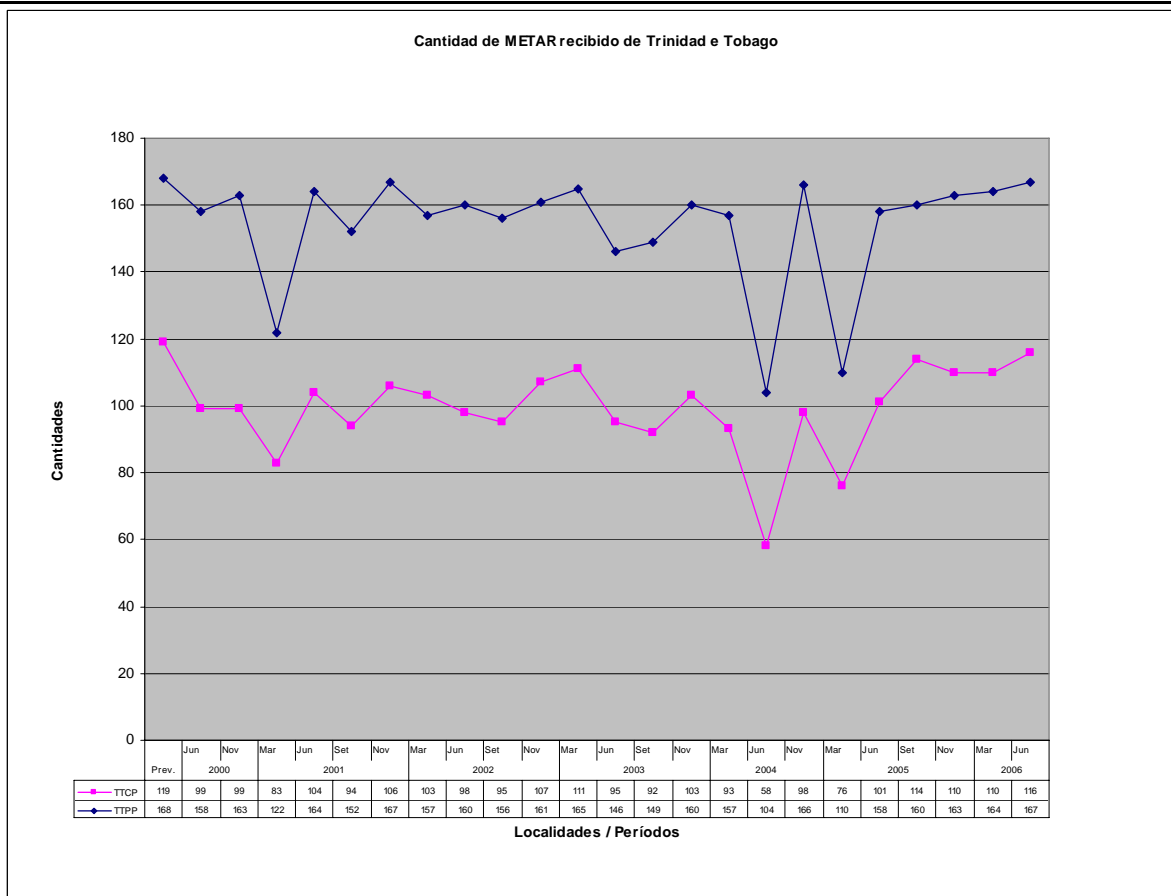
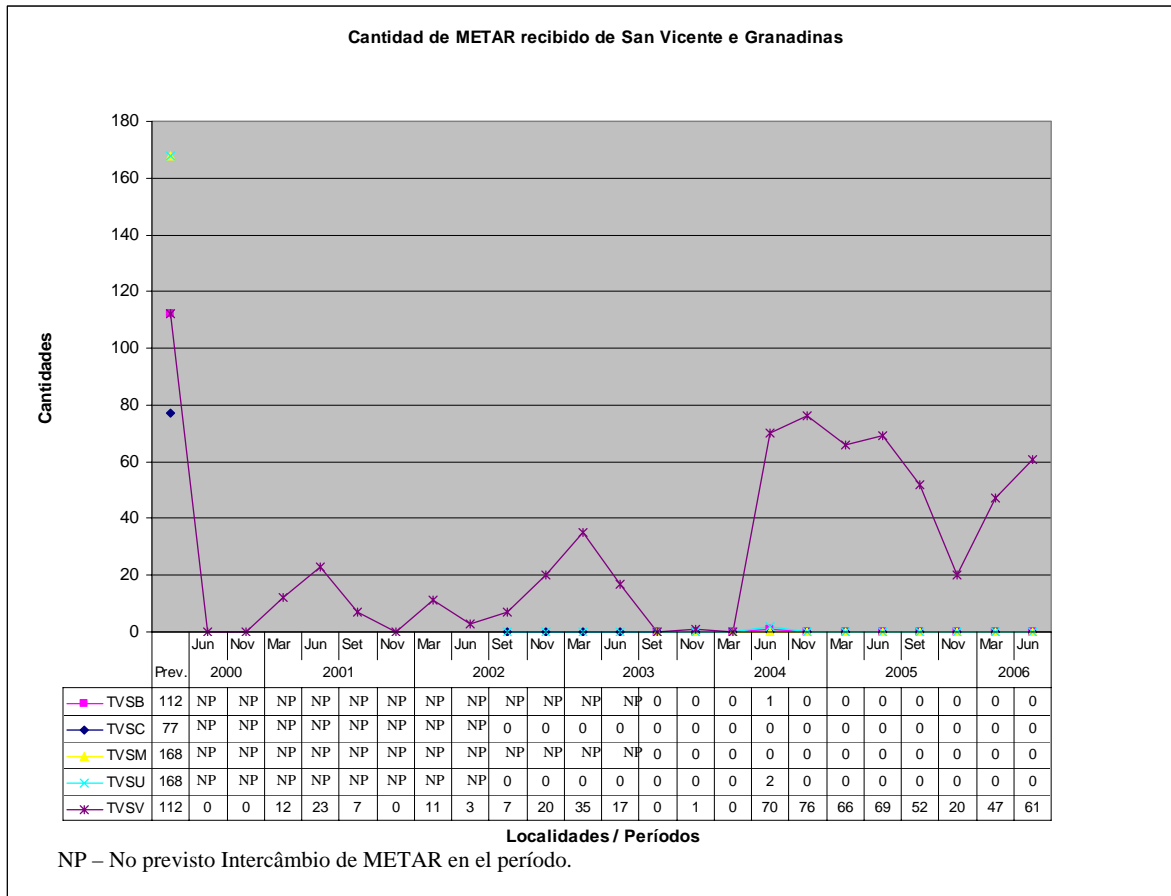


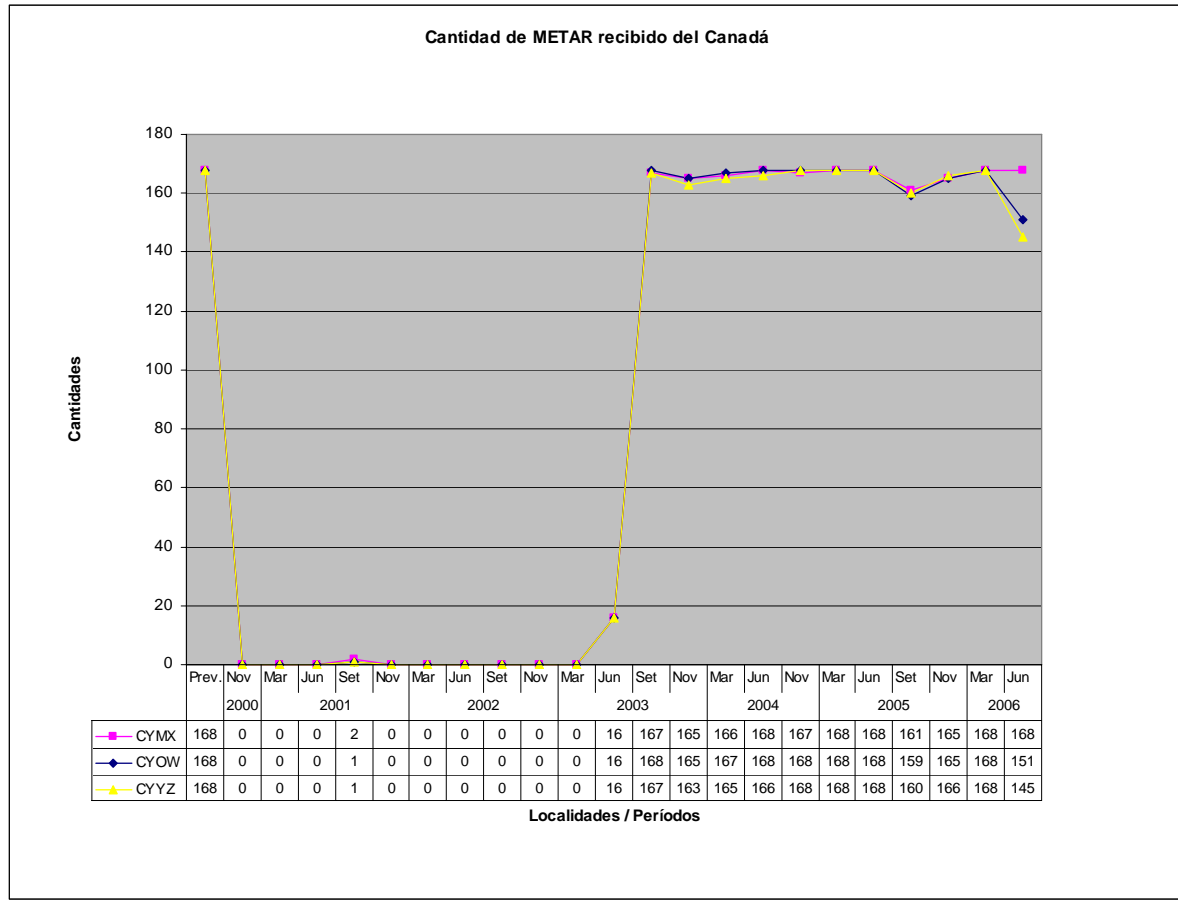


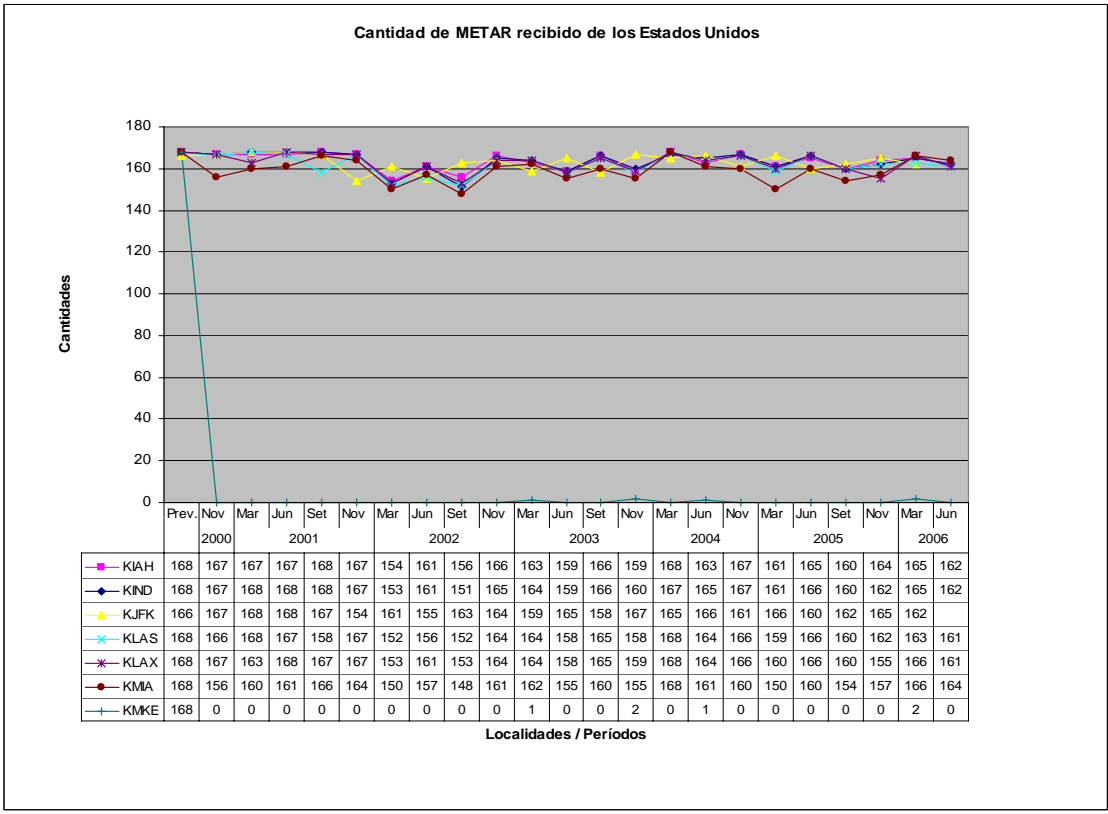
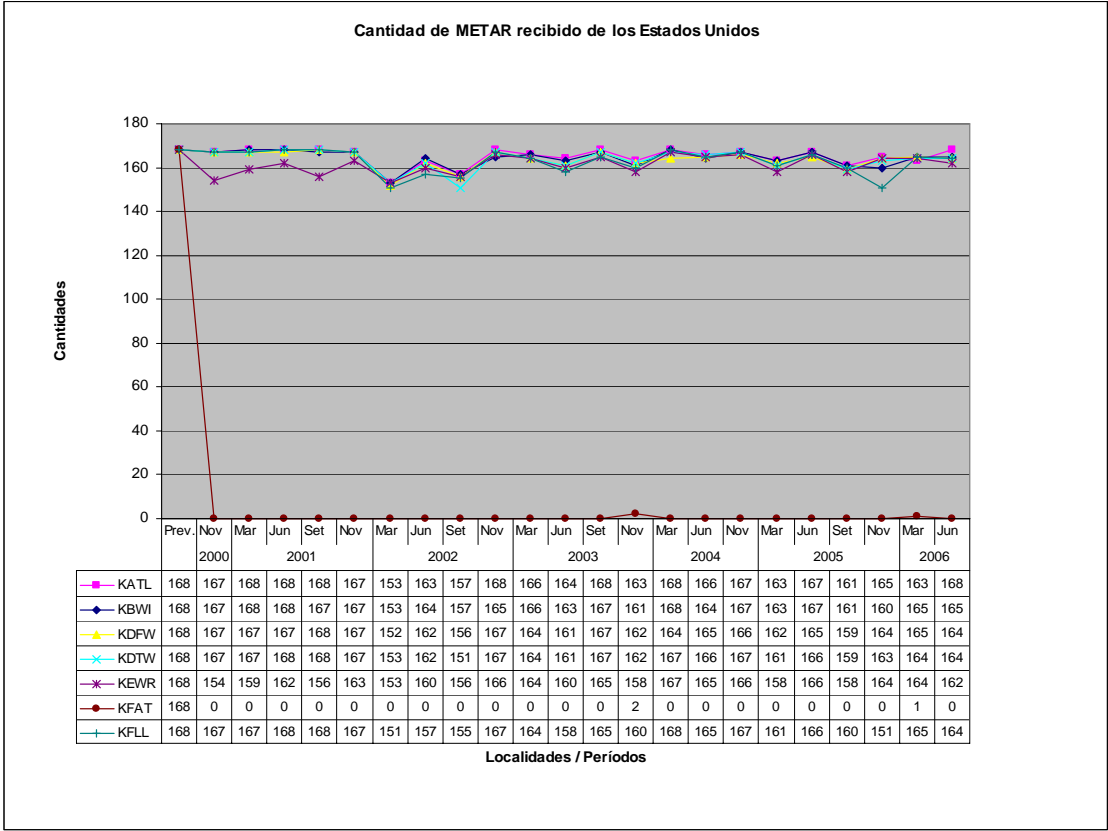


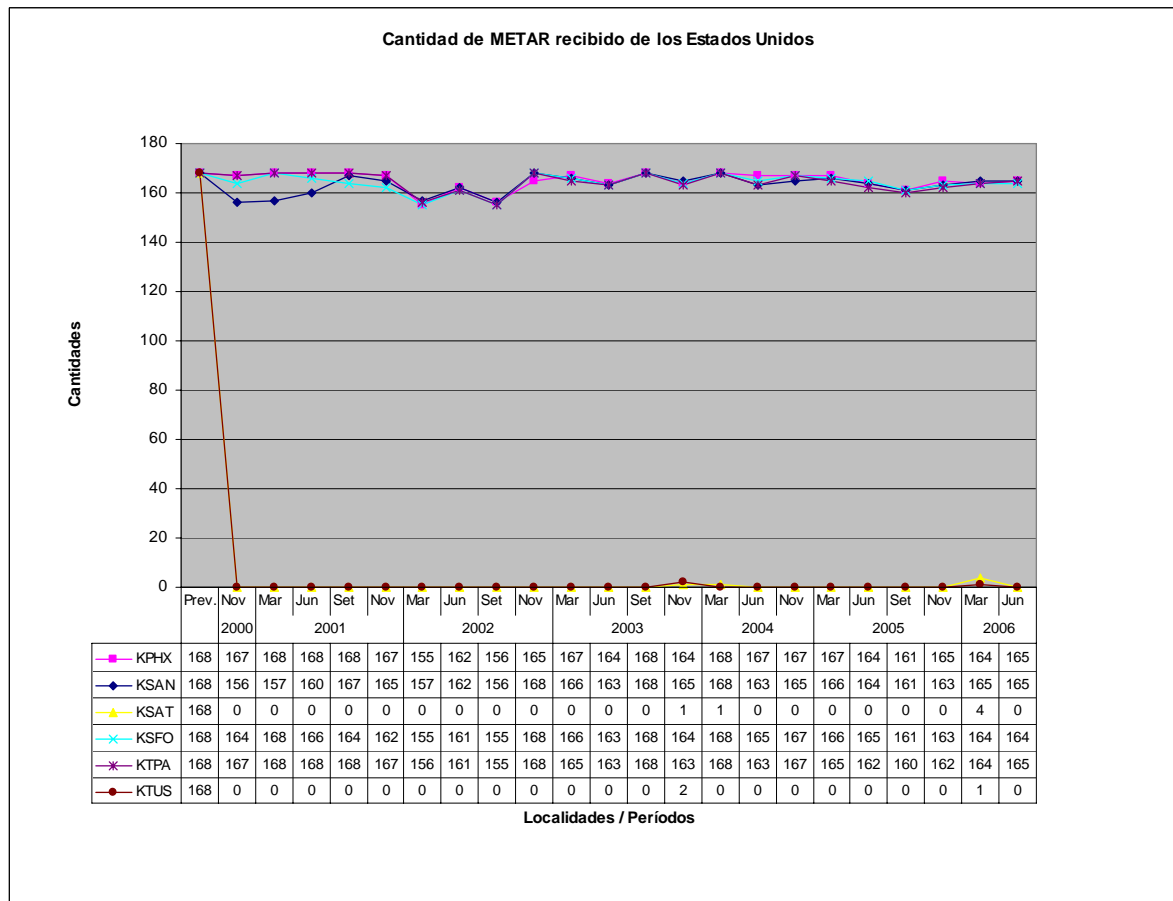
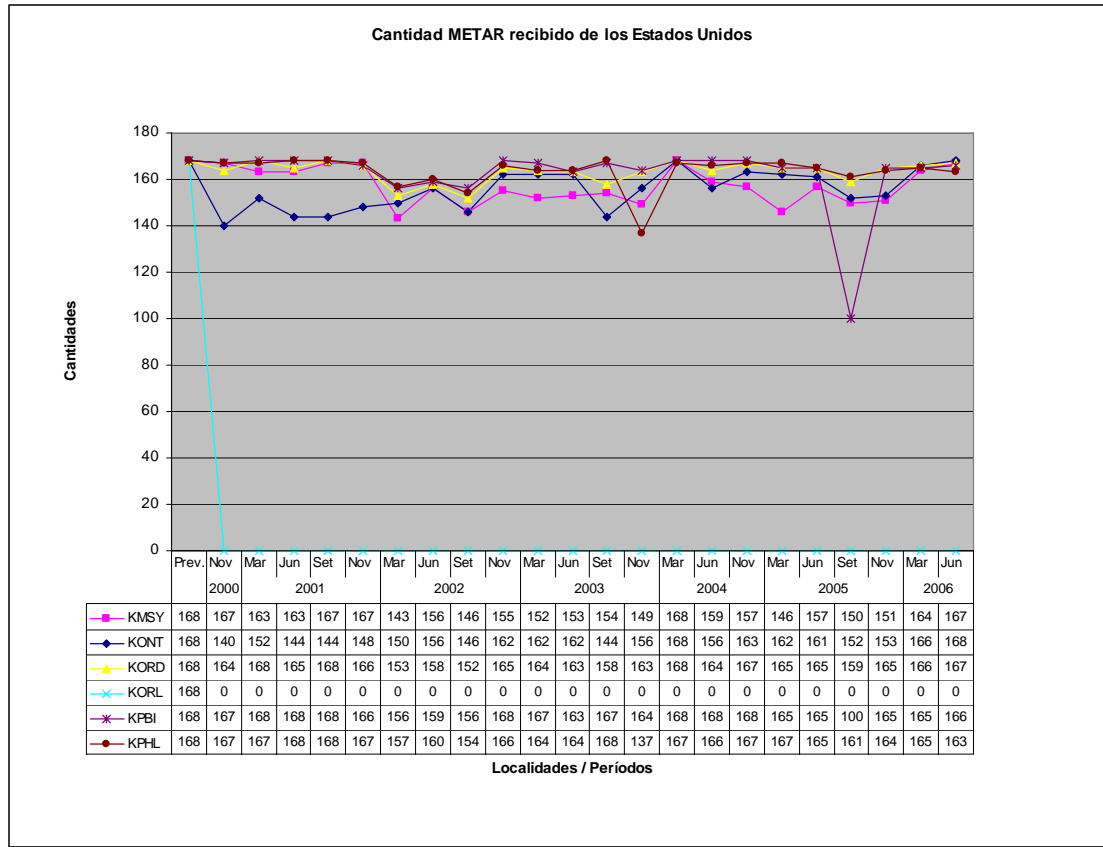


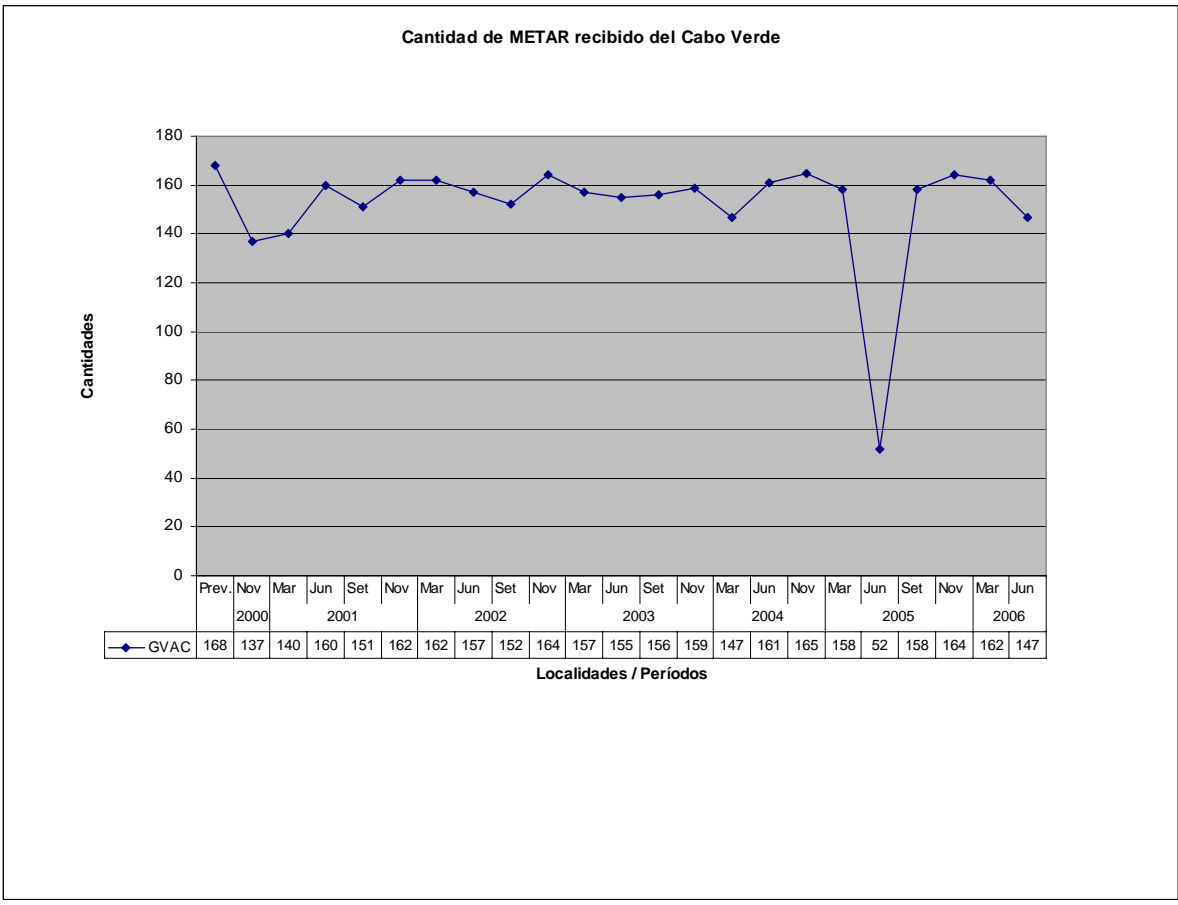
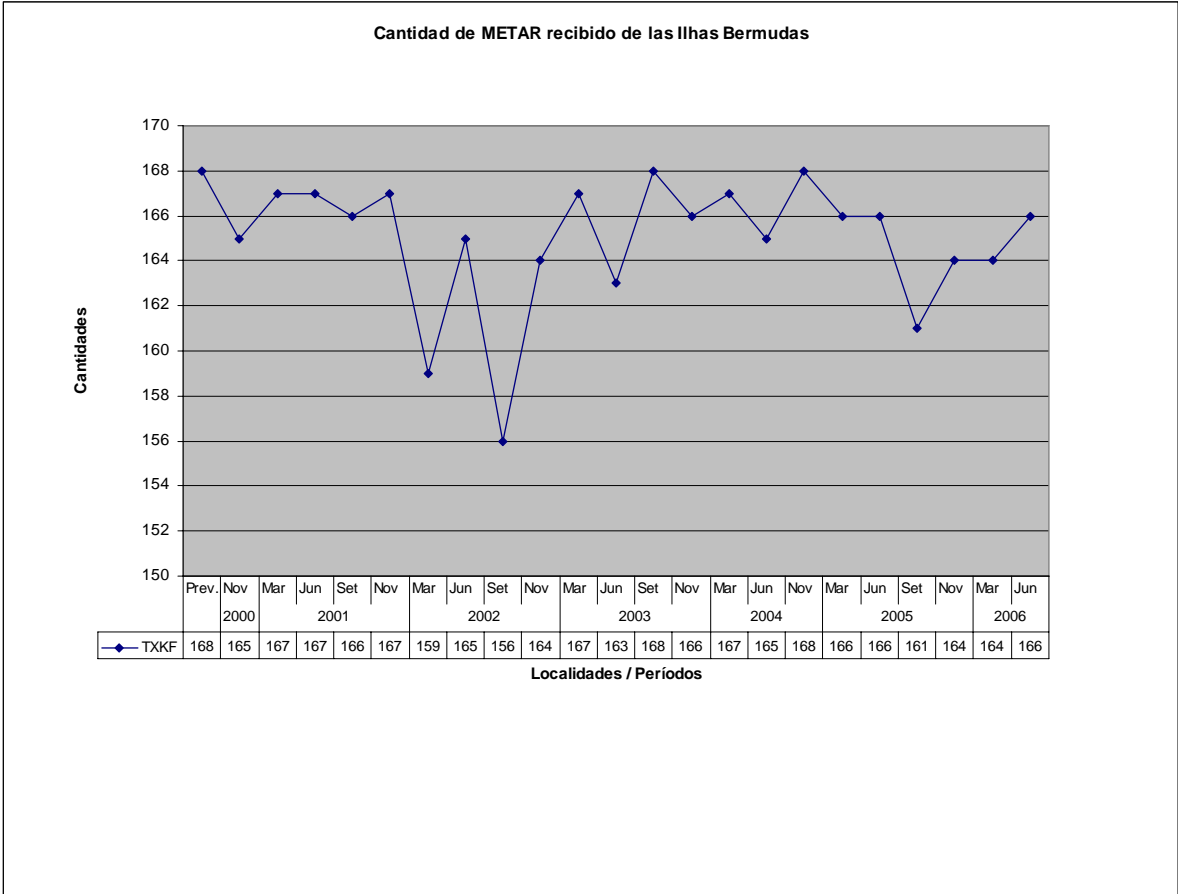


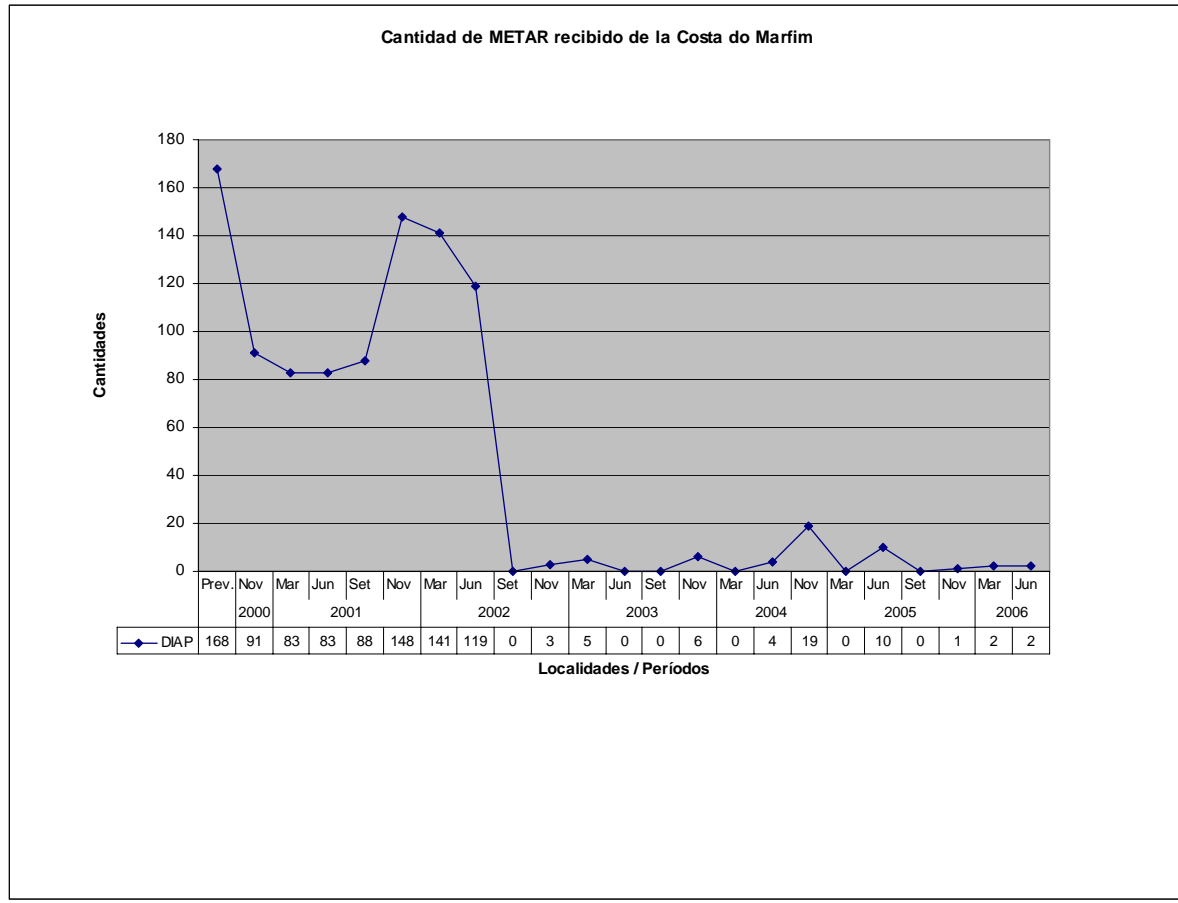


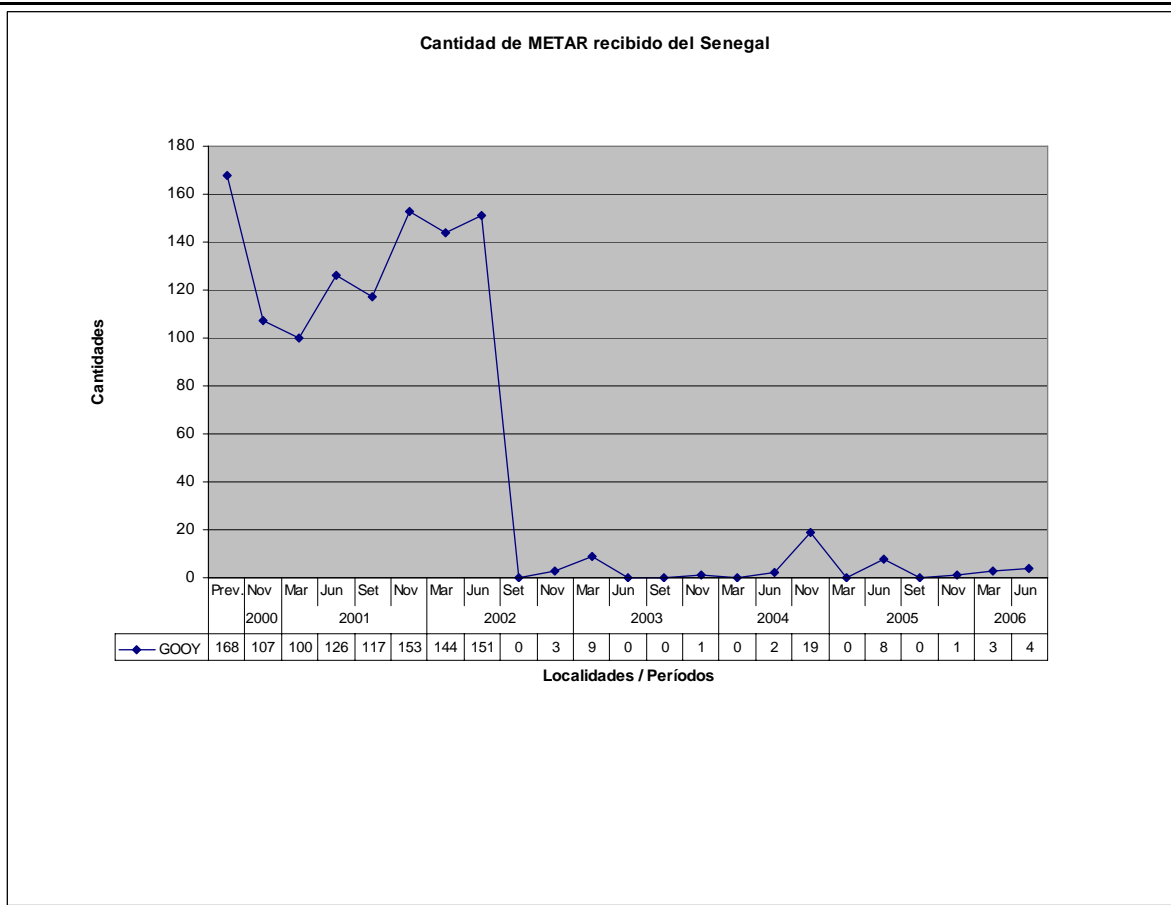
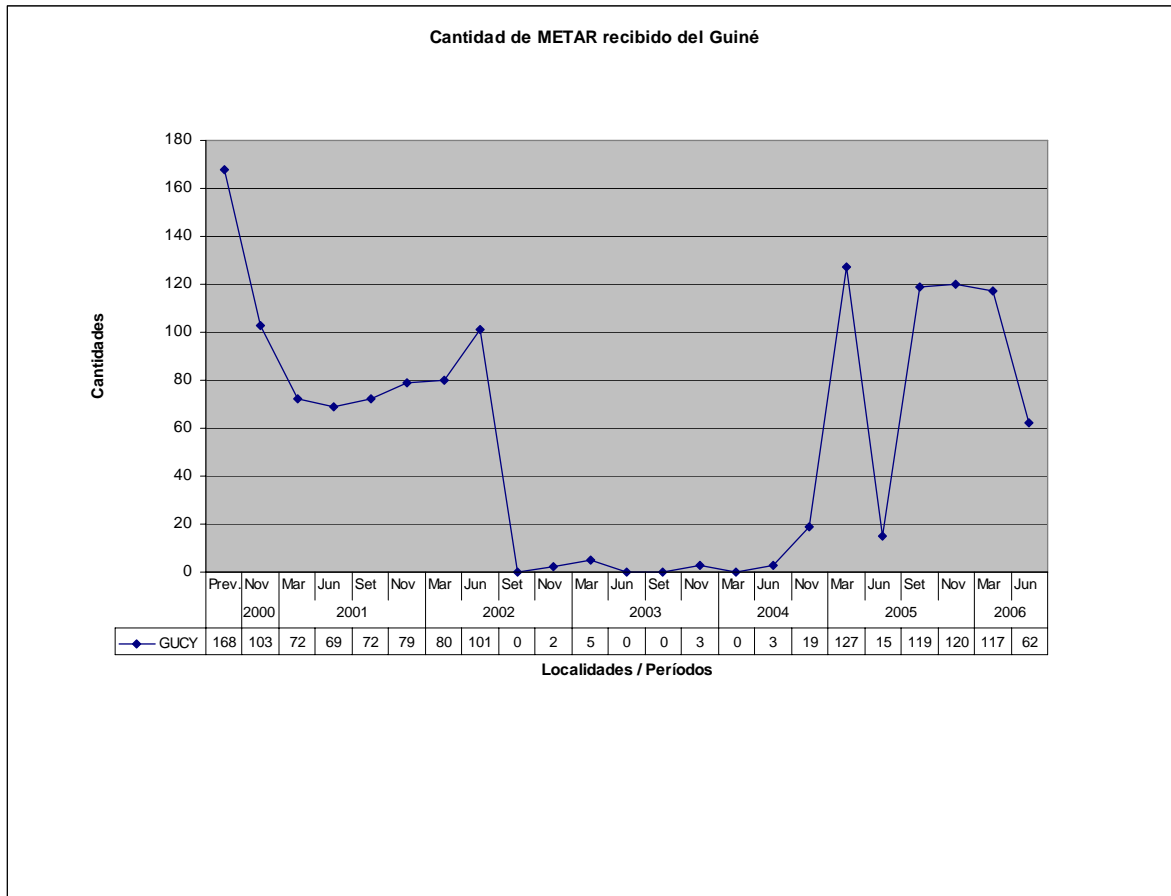


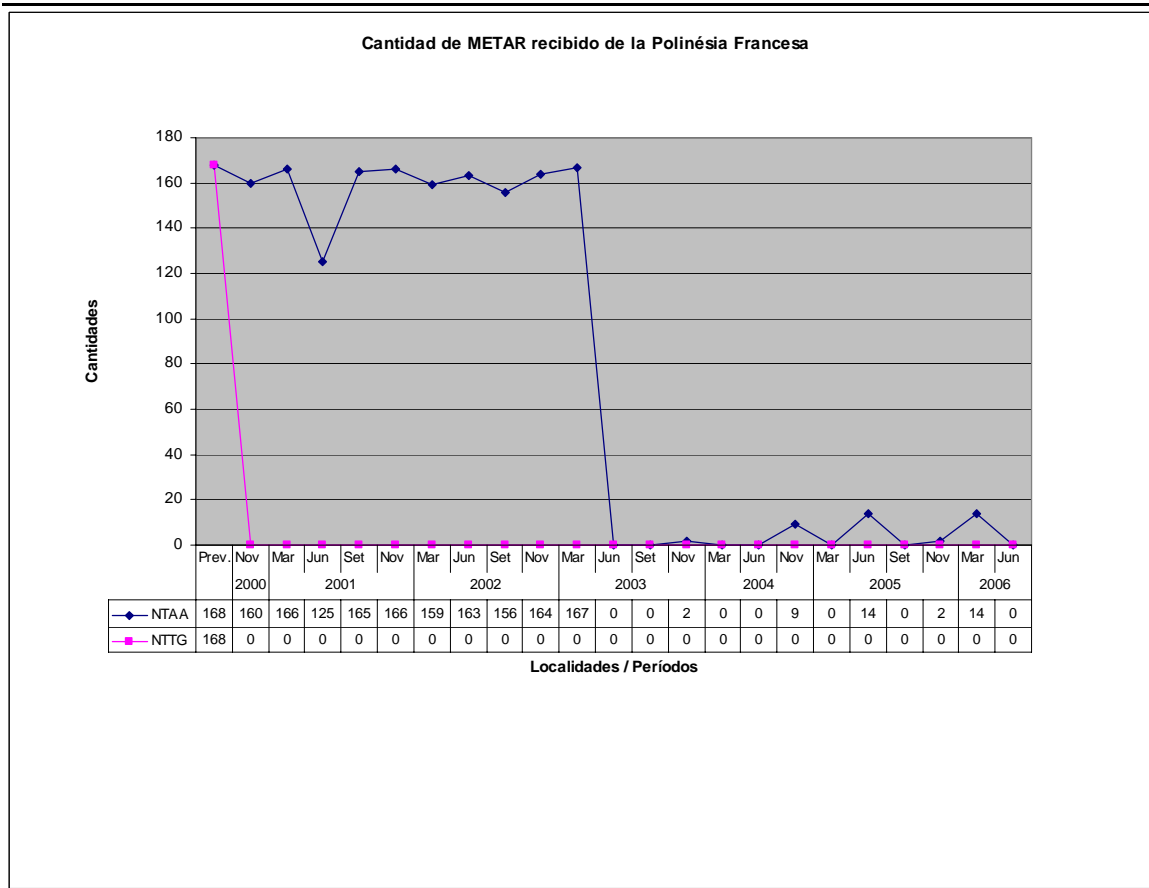
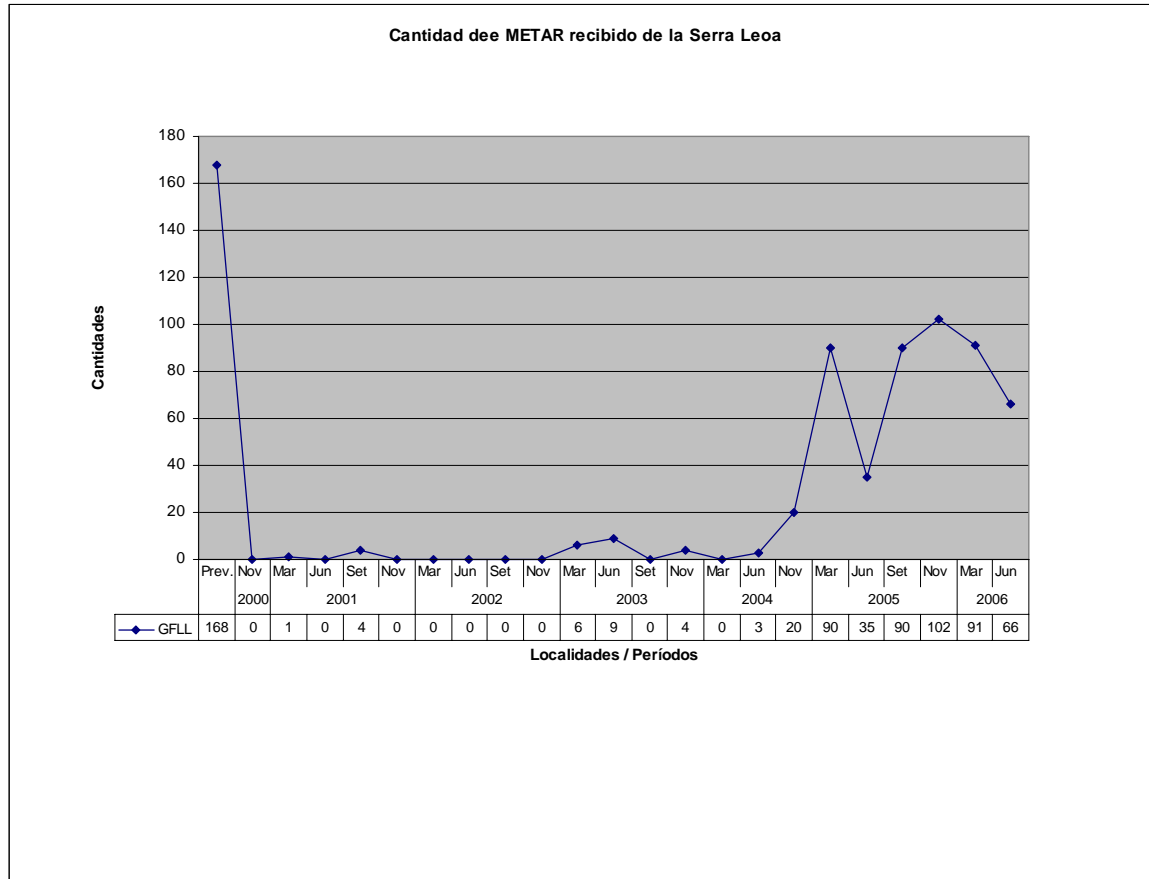












- D1 -

Table with TAF availability in the Brasilia OPMET Bank

Location	Prev.	2000		2001				2002				2003				2004			2005				2006	
		Jun	Nov	Mar	Jun	Sep	Nov	Mar	Jun	Set	Nov	Mar	Jun	Sep	Nov	Mar	Jun	Nov	Mar	Jun	Sep	Nov	Mar	Jun
SAM Region																								
Argentina																								
SAAR	28	19	12	20	20	23	20	19	20	15	23	17	13	16	12	21	11	23	12	23	12	18	18	15
SABE	28	27	27	27	26	25	27	25	28	21	27	26	14	23	26	28	27	28	27	27	27	25	23	24
SACO	28	8	13	27	16	23	26	23	25	23	26	28	11	20	28	25	23	24	23	22	14	25	26	21
SADD	28	1								0	0	0	0	16	10	23	12	23	12	23	12	18	0	0
SADF	28													21	26	20	27	27	25	27	25	28	27	25
SAEZ	28	27	26	27	25	24	26	25	28	23	28	27	13	18	28	27	28	28	26	25	17	26	27	21
SAME	28	26	27	26	27	25	27	26	28	21	26	26	18	24	27	27	28	26	28	26	17	26	28	24
SANT	28													1	2	21	23	27	22	21	11	25	25	20
SARE	28	27	24	27	28	23	27	27	27	20	28	28	21	23	26	27	28	28	28	26	16	0	28	23
SARF	28	28	24	24	26	24	27	27	27	23	28	28	17	21	26	27	28	28	28	26	15	0	27	23
SARI	28	28	24	24	27	23	27	27	27	22	28	27	18	20	27	26	28	28	28	26	16	0	28	23
SARP	28	27	17	18	20	24	26	26	27	22	27	28	17	20	26	26	28	20	28	26	14	0	28	22
SASA	28	8	12	28	11	20	26	23	24	24	24	26	13	21	28	25	23	23	23	23	14	23	26	21
SASJ	28	8	13	28	11	21	26	23	24	23	27	28	16	22	27	23	23	24	22	22	14	24	26	21
SAVC	28	28												0	0	2	1	26	27	26	17	27	27	21
SAWE	28	27	23	28	27	24	25	28	28	24	28	28	20	24	28	26	26	25	27	26	16	27	28	19
SAWG	28	27	25	28	28	24	25	28	28	23	28	28	19	25	28	23	24	26	27	25	17	27	28	20
SAWH	28													0	0	26	26	26	28	25	17	27	28	19
SAZM	28	19	14	20	20	22	20	19	19	14	23	17	15	16	10	22	12	23	12	23	12	17	20	16
SAZN	28													16	10	21	8	22	12	23	12	17	18	16
SAZS	28	17	12	20	21	23	20	18	20	15	22	18	14	16	10	21	11	23	12	23	12	18	19	16
Bolivia																								
SLCB	28	11	26	24	21	23	24	23	28	24	28	27	27	26	28	27	27	27	27	25	26	28	23	28
SLCO	28																				2	4	4	0
SLET	28																				0	0	0	0
SLLP	28	11	26	25	21	23	24	25	28	24	28	27	27	26	28	27	27	27	28	25	27	28	26	23
SLPO	28																				0	0	0	0
SLPS	28																				17	20	13	0
SLSU	28																				0	0	0	0
SLTR	28	8	16	17	14	17	21	17	23	18	22	19	20	21	22	22	18	24	23	21	23	26	22	24
SLVR	28	10	26	24	20	23	24	24	27	23	28	27	27	24	28	27	18	26	27	25	26	27	26	28

Location	Prev.	2000		2001				2002				2003				2004			2005				2006	
		Jun	Nov	Mar	Jun	Sep	Nov	Mar	Jun	Set	Nov	Mar	Jun	Sep	Nov	Mar	Jun	Nov	Mar	Jun	Sep	Nov	Mar	Jun
Chile																								
SCAR	28	19	20	19	21	19	21	21	20	18	20	21	19	21	21	21	20	19	20	20	13	21	22	20
SCBA	28																				0	28	27	14
SCCF	28																				0	21	22	20
SCCI	28	18	19	19	22	17	20	28	28	21	20	27	25	28	20	27	27	26	28	26	17	28	27	19
SCDA	28	14	17	19	21	19	21	15	20	18	20	21	19	21	21	20	20	19	20	20	13	21	21	20
SCEL	28	26	25	25	25	22	27	28	27	22	27	28	26	28	28	28	27	26	28	26	17	28	28	24
SCFA	28	17	20	19	21	19	20	9	20	18	20	21	19	21	21	21	19	19	20	21	13	21	22	20
SCHA	28																				0	0	0	0
SCIE	28	26	25	25	24	22	27	28	26	23	26	28	26	27	28	26	27	26	28	26	17	28	28	22
SCIP	28														11	14	14	14	11	13	90	14	14	13
SCJO	28																				0	28	28	22
SCSE	28																				0	28	28	26
SCTC	28													0	25	21	26	26	28	27	17	28	28	22
SCTE	28	24	25	25	26	14	21	28	28	22	22	26	26	28	28	28	26	26	28	27	17	28	28	22
SCTI	28																				0	28	0	0
Colômbia																								
SKBG	28																				0	0	0	0
SKBO	28	21	18	17	9	12	3	3	26	16	7	27	25	8	1	25	23	24	25	22	26	26	26	28
SKBQ	28	21	18	19	7	13	3	10	25	16	8	27	25	8	1	25	23	24	25	22	26	26	26	28
SKCC	28													0	0	0	0	0	0	0	0	0	0	0
SKCG	28	21	18	21	11	12	2	11	27	17	12	27	24	8	1	24	23	24	25	21	25	23	26	28
SKCL	28	20	18	15	9	13	2	2	26	16	2	27	25	8	1	24	23	22	25	22	26	26	25	27
SKLT	28	20	15	13	8	8	1	1	14	8	1	23	23	6	1	16	18	19	25	17	21	19	26	28
SKPE	28																				0	0	0	0
SKRG	28	19	18	13	9	8	1	2	21	16	2	24	23	8	1	20	20	19	19	17	18	16	24	28
SKSP	28	21	18	22	10	12	3	12	27	18	15	27	25	8	1	24	23	25	20	17	16	15	26	27
Ecuador																								
SEGU	28	22	3	1	13	9	9	7	23	16	23	26	23	9	25	20	18	25	23	25	25	27	26	22
SELT	28													9	26	20	19	25	23	25	25	27	26	22
SEMT	28		3	1	13	10	8	8	25	16	24	27	24	9	26	20	18	25	23	24	25	24	26	22
SEQU	28	23	3	3	14	9	8	8	25	17	25	27	24	9	26	20	18	25	23	25	25	24	26	22

- D3 -

Location	Prev.	2000		2001				2002				2003				2004			2005				2006	
		Jun	Nov	Mar	Jun	Sep	Nov	Mar	Jun	Set	Nov	Mar	Jun	Sep	Nov	Mar	Jun	Nov	Mar	Jun	Sep	Nov	Mar	Jun
Guiana																								
SYCJ	28	1	0	0	4	10	9	2	3	3	1	0	2	1	0	1	0	0	0	3	0	0	1	4
Guiana Francesa																								
SOCA	28	28	20	28	24	28	27	27	28	25	24	23	27	0	28	28	27	28	27	28	28	28	27	27
Panamá																								
MPBO	28														0	0	0	0	0	0	0	0	0	0
MPCH	28														0	0	0	0	0	0	0	0	0	0
MPDA	28														0	9	12	14	13	0	11	14	13	12
MPMG	28														0	9	13	14	14	0	13	13	13	13
MPTO	28	19	20	25	25	12	24	3	24	25	26	27	26	22	26	19	24	27	28	27	26	27	27	26
Paraguay																								
SGAS	28	28	15	28	26	24	24	21	27	26	28	25	27	28	23	25	27	27	25	1	26	27	27	25
SGES	28	28	15	28	26	24	23	20	26	25	27	26	28	27	23	23	27	27	24	1	26	27	27	25
Peru																								
SPHI	28									20	26	28	28	28	24	27	28	28	26	28	28	28	27	28
SPHO	28																				0	0	0	0
SPHY	28																				0	0	0	0
SPIM	28	24	0	9	3	12	8	8	28	23	27	28	28	28	28	21	26	28	27	28	28	28	27	28
SPJL	28																				0	0	1	0
SPME	28																				0	0	0	0
SPQT	28	23	0	9	1	10	4	7	28	22	26	28	28	28	28	22	26	28	27	28	28	27	28	28
SPQU	28	24	0	5	1	7	5	7	28	22	26	28	28	28	25	27	28	28	27	28	28	27	28	28
SPRU	28									0	0	28	28	28	25	26	28	28	26	28	28	28	27	28
SPSO	28	24	0	7	2	12	7	6	28	22	27	28	28	28	27	20	25	28	27	28	28	28	27	28
SPTN	28	2	0	7	2	8	8	6	28	21	27	28	28	28	27	21	25	28	27	28	28	28	27	27
SPTU	28																				0	0	0	0
SPYL	28																				0	0	0	0
SPZO	28	24	1	6	1	9	8	5	28	19	27	28	28	28	26	25	28	28	27	28	28	28	28	28

Location	Prev.	2000		2001				2002				2003				2004			2005				2006	
		Jun	Nov	Mar	Jun	Sep	Nov	Mar	Jun	Set	Nov	Mar	Jun	Sep	Nov	Mar	Jun	Nov	Mar	Jun	Sep	Nov	Mar	Jun
Suriname																								
SMJP	28	13	0	0	0	0	0	0	0	24	22	0	27	8	25	23	22	27	27	0	26	27	27	26
SMNI	28													0	0	0	0	0	25	0	26	27	27	28
SMZO	28													0	0	0	0	0	3	0	26	28	27	27
Uruguay																								
SUAA	28	23	23	23	25	27	24	25	25	20	26	27	22	24	18	22	14	28	28	27	27	26	28	20
SUCA	28	24	24	23	25	26	24	25	25	20	26	26	21	24	18	22	14	28	28	27	27	26	28	20
SULS	28	24	24	22	25	28	24	24	25	20	26	27	21	24	18	23	14	28	28	27	27	26	28	20
SUMU	28	24	24	24	25	28	23	25	25	20	27	27	24	28	24	25	25	28	28	27	28	26	28	20
SURV	28													0	0	0	1	3	0	1	5	25	28	20
SUSO	28																				5	23	28	20
Venezuela																								
SVAC	28																				0	0	0	0
SVBC	28	24	16	16	23	25	21	22	25	26	24	24	27	26	27	26	27	25	27	28	27	28	26	24
SVBI	28																				0	0	0	0
SVBM	28																				0	1	0	0
SVCB	28																				0	0	0	0
SVCL	28																				0	0	0	0
SVCR	28																				0	0	0	0
SVCU	28																				0	0	0	0
SVFM	28																				0	0	0	0
SVGI	28																				0	0	0	0
SVGU	28																				0	0	0	0
SVHG	28																				0	0	0	0
SVJC	28													0	0	0	0	0	0	0	0	0	0	0
SVJM	28																				0	0	0	0
SVMC	28	24	17	16	24	25	21	22	25	26	26	24	26	26	27	26	27	24	27	28	27	28	28	24
SVMD	28																				0	0	0	0
SVMG	28	25	16	16	24	24	21	22	25	25	26	27	27	26	27	26	27	25	27	28	26	28	28	24
SVMI	28	24	17	16	24	25	21	22	25	26	27	24	27	26	27	26	27	25	27	28	27	28	28	24
SVMT	28																				0	0	0	0
SVPA	28																				0	0	0	0
SVSA	28									0	0	0	0	0	0	0	0	24	27	25	26	28	28	23
SVSO	28																				0	0	0	0

- D5 -

Location	Prev.	2000		2001				2002				2003				2004			2005				2006		
		Jun	Nov	Mar	Jun	Sep	Nov	Mar	Jun	Set	Nov	Mar	Jun	Sep	Nov	Mar	Jun	Nov	Mar	Jun	Sep	Nov	Mar	Jun	
SVSR	28																				0	0	0	0	
SVVA	28									20	21	24	22	22	22	17	21	14	7	27	25	18	26	18	
SVVP	28																				0			0	
CAR Region																									
Anguilla																									
TQPF	28	0	0	0	0	0	0	0	0	0	0	0	0	0	0	0	0	0	0	0	0	0	0	0	0
Antigua e Barbuda																									
TAPA	28	20	20	18	21	20	17	17	24	22	22	16	21	17	16	14	24	18	18	18	15	22	22	26	
Antilhas Francesas																									
TFFF	28	26	25	0	0	25	26	27	28	23	27	26	21	26	26	25	0	18	23	0	28	27	27	28	
TFFR	28	23	26	28	20	26	27	26	28	24	27	21	20	27	28	27	27	28	23	28	27	27	28	27	
Antilhas Holandesas																									
TNCB	28	1	27	27	28	28	28	26	28	25	28	26	26	27	26	28	28	28	28	28	26	27	28	28	
TNCC	28	1	28	28	28	28	28	27	28	25	28	26	27	27	28	28	27	28	28	28	26	28	28	28	
TNCE	28	0	0	0	0	0	0	0	0	0	0	0	0	0	0	0	0	0	0	0	0	0	0	0	
TNCM	28	1	23	28	27	28	5	23	26	22	26	28	28	28	26	27	27	25	28	27	26	26	28	28	
Aruba																									
TNCA	28	10	28	28	28	28	27	27	28	25	28	26	27	27	27	28	27	28	28	28	26	28	27	27	
Barbados																									
TBPB	28	1	26	28	25	20	27	27	24	24	25	28	20	27	19	18	28	28	26	26	27	27	28	27	
Belize																									
MZBZ	28	0	0	1	0	1	6	0	0	0	0	0	0	0	0	0	0	0	0	0	0	0	1	16	
Costa Rica																									
MRLB	28	23	21	24	24	26	27	23	25	10	16	28	22	26	27	25	26	27	27	28	25	28	21	27	
MRLM	28	24	12	24	23	25	27	23	25	10	25	28	22	26	25	24	26	27	27	28	23	28	21	27	
MROC	28	24	21	25	24	26	27	23	25	16	26	28	22	27	27	28	28	27	28	28	26	28	21	27	
MRPV	28	24	21	24	24	25	27	23	25	10	25	28	22	26	25	24	26	27	28	28	25	28	21	27	
MRSJ	28																				0	0	0	0	

Location	Prev.	2000		2001				2002				2003				2004			2005				2006	
		Jun	Nov	Mar	Jun	Sep	Nov	Mar	Jun	Set	Nov	Mar	Jun	Sep	Nov	Mar	Jun	Nov	Mar	Jun	Sep	Nov	Mar	Jun
Cuba																								
MUBA	28																				0	1	0	0
MUBY	28																				0	0	0	0
MUCA	28												0	1	0	0	0	0	0	0	0	1	0	0
MUCL	28												0	1	0	0	0	0	0	0	7	8	7	8
MUCM	28	27	18	27	26	21	28	26	28	26	28	27	25	25	27	28	28	27	28	27	26	28	27	28
MUCU	28	27	17	27	26	20	28	26	28	26	28	27	27	27	27	28	28	27	28	27	26	28	27	28
MUGT	28																				0	1	0	0
MUHA	28	27	18	27	25	21	28	26	28	26	28	27	26	28	27	28	26	16	28	27	26	28	28	28
MUHG	28													27	26	28	28	27	28	27	26	28	27	28
MUMO	28																				0	2	0	0
MUMZ	28																				0	0	0	0
MUVR	28	27	18	27	26	20	28	26	28	26	28	27	27	28	27	28	28	27	27	26	26	28	28	28
Dominica																								
TDPD	28	0	0	0	0	0	0	0	0	0	0	0	0	0	0	0	0	0	0	0	0	0	0	0
TDPR	28	0	0	0	0	0	0	0	0	0	0	0	0	0	0	0	0	0	0	0	0	0	0	0
El Salvador																								
MSLP	28	12	0	23	21	23	23	13	26	0	0	0	0	0	0	0	0	0	0	0	0	0	1	27
MSSS	28	10	0	17	19	20	23	13	27	0	0	0	0	0	0	0	0	0	0	0	0	0	1	26
Granada																								
TGPY	28	0	7	8	6	10	10	8	11	12	12	16	21	5	17	13	4	10	14	1	11	9	7	13
TGPZ	28	1	0	0	0	0	0	0	0	0	0	0	0	0	0	0	0	0	0	0	0	0	0	0
Guatemala																								
MGFL	28		0	6	3	3	3	1	11	6	3	1	9	4	8	5	0	0	2	7	7	9	3	8
MGGT	28	9	13	13	11	11	13	11	23	12	19	17	14	13	17	12	18	27	28	28	25	28	26	20
MGPB	28													10	15	12	10	28	28	23	19	28	26	19
MGSJ	28													10	16	13	10	21	21	22	19	28	26	19
MGTK	28																				17	18	23	15
Haiti																								
MTCH	28	0	0	2	0	0	0	3	0	0	0	0	0	0	0	0	0	0	0	0	0	0	0	0
MTPP	28	0	0	2	0	0	0	9	9	0	0	0	0	0	0	1	0	2	0	0	14	11	14	0

- D7 -

Location	Prev.	2000		2001				2002				2003				2004			2005				2006	
		Jun	Nov	Mar	Jun	Sep	Nov	Mar	Jun	Set	Nov	Mar	Jun	Sep	Nov	Mar	Jun	Nov	Mar	Jun	Sep	Nov	Mar	Jun
Honduras																								
MHLC	28		13	26	15	28	23	24	26	25	26	25	23	25	26	22	28	27	27	23	17	22	25	19
MHLM	28	21	13	26	15	28	23	24	26	26	26	26	23	25	26	22	28	27	26	22	16	21	25	19
MHRO	28													25	26	21	28	27	26	24	16	21	21	19
MHTG	28	21	13	26	15	28	24	24	26	26	25	26	23	24	26	22	28	27	27	24	16	22	25	19
Ilhas Bahamas																								
MYAM	28													0	0	0	0	0	0	0	0	0	0	0
MYAT	28													0	0	0	0	0	0	0	0	0	0	0
MYBS	28													0	0	0	0	0	0	0	0	0	0	0
MYEG	28	0	0	0	0	0	0	0	0	0	0	0	0	0	0	0	0	0	0	0	0	0	0	0
MYEH	28													0	0	0	0	0	0	0	0	0	0	0
MYEM	28		0	0	0	0	0	0	0	0	0	0	0	0	0	0	0	0	0	0	0	0	0	0
MYER	28																				0	0	0	0
MYGF	28	0	7	1	0	1	2	3	0	0	0	1	0	0	0	0	0	0	0	0	0	0	1	0
MYGW	28													0	0	0	0	0	0	0	0	0	0	0
MYLS	28		0	0	0	0	0	0	0	0	0	0	0	0	0	0	0	0	0	0	0	0	0	0
MYNN	28	28	23	24	24	27	22	27	25	26	27	25	26	26	6	0	24	11	20	10	25	27	13	22
MYSM	28													0	0	0	0	0	0	0	0	0	0	0
Ilhas Cayman																								
MWCB	28	0	0	1	0	0	19	20	15	21	23	28	24	24	23	20	0	25	0	0	0	0	0	0
MWCR	28	0	0	2	0	0	20	21	15	19	23	28	25	25	24	22	0	25	0	0	0	0	1	0
Ilhas Turks and Caicos																								
MBGT	28	0	15	12	7	18	9	12	11	14	13	13	17	8	1	0	8	7	3	8	11	17	6	10
MBPV	28	17	12	6	4	15	9	11	9	12	11	11	18	7	0	0	8	6	4	7	10	14	6	10
MBSC	28	0	0	0	0	0	0	0	0	0	0	0	0	0	0	0	0	0	0	0	0	0	0	0
Ilhas Virgens (Inglaterra)																								
TUPJ	28	0	0	0	0	0	0	0	0	0	0	0	0	0	0	0	0	0	0	0	0	0	0	0
TUPW	28	0	0	0	0	0	0	0	0	0	0	0	0	0	0	0	0	0	0	0	0	0	0	0
Ilhas Virgens (Estados Unidos)																								
TIST	28	28	24	27	28	28	27	26	28	24	28	28	28	28	27	28	28	25	28	28	27	27	28	28
TISX	28	15	24	27	27	28	27	26	28	23	28	28	28	28	27	28	28	26	28	28	27	27	28	28

Location	Prev.	2000		2001				2002				2003				2004			2005				2006	
		Jun	Nov	Mar	Jun	Sep	Nov	Mar	Jun	Set	Nov	Mar	Jun	Sep	Nov	Mar	Jun	Nov	Mar	Jun	Sep	Nov	Mar	Jun
Jamaica																								
MKJP	28		24	24	27	26	26	26	26	24	27	24	20	25	26	27	26	27	26	25	20	28	28	24
MKJS	28	15	23	24	27	26	25	26	27	24	26	23	19	24	25	28	25	27	22	28	20	27	28	24
México																								
MMAA	28	21	20	24	26	21	26	27	26	22	21	25	25	28	25	28	28	25	24	28	26	26	26	27
MMAN	28									0	0	0	0	0	0	0	0	0	0	0	0	0	1	14
MMAS	28																				0	0	1	1
MMBT	28									0	0	0	0	0	0	0	0	0	0	0	0	0	0	1
MMCE	28																				0	0	0	1
MMCL	28																		0	0	0	0	0	14
MMCM	28									0	0	0	0	0	0	0	0	0	0	0	0	0	1	14
MMCN	28																				0	0	1	1
MMCP	28		0	0	0	0	0	0	0	0	0	0	0	0	0	0	0	0	0	0	0	0	0	14
MMCS	28									0	0	0	0	0	0	0	0	0	0	0	0	0	1	14
MMCU	28									0	0	0	0	0	0	0	0	0	0	0	0	0	1	14
MMCV	28																				0	0	0	1
MMCZ	28	11	10	13	13	13	14	13	13	12	12	13	14	14	12	14	14	13	14	14	15	13	14	14
MMDO	28																		0	0	0	0	1	14
MMGL	28	23	20	24	25	23	27	27	27	19	25	23	26	26	26	28	28	28	25	26	24	27	26	28
MMGM	28									0	0	0	0	0	0	0	0	0	0	0	0	0	1	14
MMHO	28									0	0	0	0	0	0	0	0	0	0	0	0	0	1	14
MMLO	28									0	0	0	0	0	0	0	0	0	0	0	0	0	1	14
MMLP	28									0	0	0	0	0	0	0	0	0	0	0	0	0	0	14
MMLT	28									0	0	0	0	0	0	0	0	0	0	0	0	0	1	1
MMMA	28									0	0	0	0	0	0	0	0	0	0	0	0	0	1	14
MMMC	28																		0	0	0	0	0	0
MMMD	28	20	19	23	24	24	25	25	26	21	21	24	26	27	25	26	28	27	28	24	25	27	26	28
MMML	28									0	0	0	0	0	0	0	0	0	0	0	0	0	1	14
MMMM	28																		0	0	0	0	1	14
MMMXX	28	18	19	22	22	20	23	24	21	18	22	23	24	26	25	27	28	25	24	23	21	25	22	27
MMMY	28	25	18	27	24	25	27	27	27	22	24	28	27	27	27	27	28	27	27	27	26	27	27	28
MMMZ	28	1	0	1	1	0	4	0	0	0	1	0	0	0	0	0	0	27	27	26	25	27	28	28
MMNG	28																		0	0	0	0	0	0
MMNL	28									0	0	0	0	0	0	0	0	0	0	0	0	0	1	14
MMOX	28																				0	0	1	1



Location	Prev.	2000		2001				2002				2003				2004			2005				2006	
		Jun	Nov	Mar	Jun	Sep	Nov	Mar	Jun	Set	Nov	Mar	Jun	Sep	Nov	Mar	Jun	Nov	Mar	Jun	Sep	Nov	Mar	Jun
República Dominicana																								
MDBH	28													5	2	7	2	2	2	7	6	6	3	12
MDHE	28													19	26	18	10	11	13	23	14	6	0	0
MDLR	28	28	26	28	26	25	27	27	28	25	28	28	28	28	28	27	26	24	25	27	25	24	24	26
MDPC	28	28	27	28	25	26	27	27	28	25	28	28	28	28	28	28	26	28	24	28	26	24	24	26
MDPP	28	28	24	28	25	24	27	27	28	25	27	28	27	28	28	28	26	26	25	28	26	24	24	25
MDSO	28	28	27	28	26	25	27	27	28	26	28	28	27	28	28	28	26	26	24	28	25	24	24	25
MDST	28	28	27	28	26	26	27	27	2	2	28	28	27	28	28	28	26	26	25	28	26	24	24	25
Saint Kitts and Nevis																								
TKPK	28	20	12	11	16	14	0	19	17	10	15	15	16	16	10	19	19	17	19	20	20	17	20	20
TKPN	28	0	0	0	0	0	11	0	0	0	0	0	0	0	0	0	0	0	0	0	0	0	0	0
Santa Lúcia																								
TLPC	28	0	18	20	24	23	21	22	17	18	23	15	4	2	0	1	25	23	22	28	22	27	25	21
TLPL	28	1	20	23	27	25	23	25	19	21	24	16	5	5	2	13	28	24	23	28	22	28	25	22
San Vicente e Grenadinas																								
TVSB	28													0	0	0	0	0	0	0	0	0	0	0
TVSC	28									0	0	0	0	0	0	0	0	0	0	0	0	0	0	0
TVSM	28													0	0	0	0	0	0	0	0	0	0	0
TVSU	28									0	0	0	0	0	0	0	0	0	0	0	0	0	0	0
TVSV	28	0	0	13	13	10	14	14	13	11	13	14	9	13	8	8	14	15	13	13	13	14	13	13
Trinidad e Tobago																								
TTCP	28	1	28	28	27	26	26	26	25	25	27	27	24	26	28	28	8	26	26	5	27	20	27	22
TTTP	28	1	28	28	27	28	27	26	26	25	27	27	25	27	28	28	9	27	26	28	27	20	27	22
NAM Region																								
Canadá																								
CYMX	28		27	25	28	0	28	17	27	26	27	28	28	28	27	26	28	28	28	27	27	27	28	28
CYOW	28		0	0	0	0	0	0	0	0	0	0	0	0	0	0	0	28	28	27	27	27	28	28
CYQG	28		0	0	0	0	0	0	0	0	0	0	0	0	0	0	0	28	28	27	27	27	28	28
CYQY	28		0	0	0	0	0	0	0	0	0	0	0	0	0	0	0	0	0	0	0	0	0	1
CYUL	28		27	28	28	0	27	17	27	26	27	28	28	28	27	27	28	28	28	27	27	27	28	28
CYVR	28		0	0	0	0	0	0	0	0	0	0	0	0	0	0	0	28	28	27	27	27	28	28

Location	Prev.	2000		2001				2002				2003				2004			2005				2006	
		Jun	Nov	Mar	Jun	Sep	Nov	Mar	Jun	Set	Nov	Mar	Jun	Sep	Nov	Mar	Jun	Nov	Mar	Jun	Sep	Nov	Mar	Jun
Canadá																								
CYYZ	28		0	0	2	0	0	0	0	0	0	0	0	0	0	0	0	28	28	27	27	27	28	28
Estados Unidos																								
KATL	28		25	28	27	28	27	1	26	24	28	28	28	26	27	25	28	26	25	28	27	26	27	28
KBDL	28		23	28	28	27	27	0	27	24	27	28	26	25	25	26	27	18	26	27	24	24	27	28
KBOS	28		24	28	28	27	27	1	27	26	27	28	28	25	27	26	28	15	25	25	23	22	28	28
KBWI	28		25	28	27	28	27	2	28	26	27	26	28	25	25	28	27	18	25	27	23	25	28	28
KCLE	28		25	28	28	27	27	2	27	26	27	28	27	28	26	27	28	28	28	26	25	24	27	27
KDEN	28		26	28	28	27	27	0	28	25	27	28	28	26	27	25	28	27	26	26	23	26	26	27
KDFW	28		25	28	28	28	27	1	28	25	28	26	28	26	26	24	27	26	28	27	26	25	27	27
KDTW	28		24	27	28	28	27	2	26	25	26	28	27	26	26	27	27	28	27	27	23	23	28	27
KEWR	28		24	28	28	27	27	1	26	25	27	27	28	24	24	27	27	28	28	27	25	27	28	27
KFAT	28		24	28	27	28	27	0	28	26	27	28	28	28	25	23	26	27	25	27	25	25	26	28
KFLL	28		24	28	28	27	27	1	28	26	25	28	27	26	27	26	28	28	24	26	24	25	27	25
KIAD	28		25	28	28	28	27	2	28	26	27	28	27	25	25	26	28	27	26	26	27	26	28	26
KIAG	28		23	28	27	28	24	0	25	25	26	28	27	24	24	26	28	27	24	26	27	27	28	28
KIAH	28		25	28	28	27	27	1	26	26	28	28	28	28	26	27	27	26	25	24	23	27	28	27
KIND	28		25	28	28	28	27	2	25	23	27	28	27	25	24	25	26	27	26	27	23	26	28	28
KJFK	28		24	28	27	27	27	2	27	26	25	27	28	28	23	28	25	27	21	27	22	26	27	26
KLAS	28		25	28	28	26	27	0	26	25	28	28	25	28	26	26	28	27	26	27	23	27	27	28
KLAX	28		24	28	27	27	27	1	28	26	28	26	28	27	26	28	28	26	24	28	24	25	28	28
KMIA	28		24	28	28	27	27	1	28	25	24	27	27	26	25	24	28	25	26	28	27	27	28	27
KMKE	28		23	28	28	28	27	0	27	26	27	27	28	24	26	25	28	28	25	24	25	26	28	28
KMSY	28		25	27	28	28	27	0	27	24	27	27	28	28	26	26	28	27	24	26	26	25	26	26
KOAK	28		23	28	28	27	27	1	27	26	26	26	27	25	25	25	28	28	27	28	25	26	28	27
KONT	28		24	28	28	27	27	2	26	26	25	27	27	26	24	26	28	25	25	26	26	26	28	28
KORD	28		25	28	28	27	27	2	27	26	26	27	27	27	24	27	27	27	26	27	25	25	28	26
KORL	28		0	0	0	0	0	0	0	0	0	0	0	0	0	0	0	0	0	0	0	0	0	0
KPBI	28		23	28	28	27	27	1	25	25	25	28	27	25	26	26	28	28	27	27	24	26	28	28
KPHL	28		23	27	28	27	27	1	28	26	27	27	28	26	25	25	25	28	25	28	25	25	28	27
KPHX	28		25	28	27	27	27	1	27	23	26	27	28	28	26	25	28	27	26	27	23	25	27	27
KPIT	28		26	28	28	28	26	2	27	25	26	26	27	28	27	26	27	27	28	28	26	26	28	28
KPUB	28		20	28	27	8	27	0	28	26	25	28	27	28	26	27	28	27	27	26	27	26	28	27
KSAN	28		24	28	28	27	27	2	29	25	26	27	28	27	27	25	28	26	28	27	26	27	28	28
KSAT	28		24	27	27	28	26	0	28	25	27	28	27	27	27	23	27	27	27	26	25	23	28	27



- D13 -

Location	Prev.	2000		2001				2002				2003				2004			2005				2006	
		Jun	Nov	Mar	Jun	Sep	Nov	Mar	Jun	Set	Nov	Mar	Jun	Sep	Nov	Mar	Jun	Nov	Mar	Jun	Sep	Nov	Mar	Jun
Guiné Bissau																								
GGOV	28		0	2	7	0	0	0	2	0	0	0	0	0	0	0	0	0	0	0	0	0	1	0
Ilhas Canárias																								
GCLP	28		26	26	28	28	26	26	28	25	28	26	28	28	28	20	28	28	28	28	27	27	28	28
GCTS	28		26	26	28	28	26	26	28	24	28	26	28	28	28	20	28	28	27	28	27	27	28	28
Libéria																								
GLRB	28		0	0	0	0	0	0	0	0	0	0	0	0	0	0	0	0	13	10	13	11	13	1
Marrocos																								
GMAA	28		0	0	0	0	0	0	0	0	0	0	0	0	0	0	0	0	0	0	0	0	0	0
GMME	28		0	19	0	2	1	0	0	0	0	0	0	0	0	0	0	0	0	0	0	0	0	0
GMMN	28		0	18	0	2	1	0	0	0	0	0	0	0	0	0	0	0	0	0	0	0	0	0
Mauritânia																								
GQNN	28		0	1	6	1	3	0	1	0	0	0	0	0	0	0	0	0	0	0	0	0	1	0
GQPP	28		0	0	5	1	3	0	1	0	0	0	0	0	0	0	0	0	0	0	0	0	1	0
Nigéria																								
DNKN	28		0	0	7	1	4	0	0	0	0	0	4	5	0	0	0	1	0	0	0	0	1	1
DNMM	28		0	2	8	1	6	0	0	0	0	0	7	5	7	13	14	15	2	15	20	15	22	14
República do Guiné																								
GUCY	28		9	4	7	5	3	0	15	0	0	0	0	0	0	0	0	0	27	17	27	27	26	12
Senegal																								
GOOY	28		16	13	17	21	17	15	23	21	21	19	24	22	20	16	22	25	19	19	22	21	23	25
Serra Leoa																								
GFLI	28		0	0	0	1	0	0	0	0	0	0	0	0	0	0	0	0	18	7	15	18	17	14
Togo																								
DXXX	28		10	22	24	27	27	26	18	25	25	28	28	23	28	27	25	27	26	26	26	27	28	26

Location	Prev.	2000		2001				2002				2003				2004			2005				2006	
		Jun	Nov	Mar	Jun	Sep	Nov	Mar	Jun	Set	Nov	Mar	Jun	Sep	Nov	Mar	Jun	Nov	Mar	Jun	Sep	Nov	Mar	Jun
Zaire																								
FZAA	28		0	13	21	28	27	27	27	21	27	25	28	27	27	26	21	22	26	28	26	27	20	25
EUR Region																								
Alemanha																								
EDDF	28		0	0	0	3	0	0	0	0	0	1	0	0	0	0	0	0	0	0	28	28	28	28
EDDH	28		0	0	0	3	0	0	0	0	0	1	0	0	0	0	0	0	0	0	28	28	28	28
EDDK	28		0	0	0	3	0	0	0	0	0	1	0	0	0	0	0	0	0	0	28	28	28	28
EDDL	28		0	0	0	3	0	0	0	0	0	1	0	0	0	0	0	0	0	0	28	28	28	28
EDDM	28		0	0	0	3	0	0	0	0	0	1	0	0	0	0	0	0	0	0	28	28	28	28
EDDS	28		0	0	0	3	0	0	0	0	0	1	0	0	0	0	0	0	0	0	28	28	28	28
ETBS	28		0	0	0	0	0	0	0	0	0	0	0	0	0	0	0	0	0	0	0	0	0	0
ETDN	28		0	0	0	0	0	0	0	0	0	0	0	0	0	0	0	0	0	0	0	0	0	0
Áustria																								
LOWG	28		0	0	0	3	0	0	0	0	0	0	0	0	0	0	0	0	0	0	28	28	28	24
LOWW	28		0	0	0	3	0	0	0	0	0	1	0	0	0	0	0	0	0	0	28	28	28	28
Bélgica																								
EBBR	28		0	0	0	4	0	0	0	0	0	1	0	0	0	0	0	0	0	0	28	27	28	28
Dinamarca																								
EKCH	28		27	28	28	28	27	27	28	25	22	27	28	27	28	20	28	28	27	28	28	28	28	28
Espanha																								
LEAL	28		26	27	27	27	27	27	28	23	27	27	28	27	28	18	27	28	27	28	28	28	28	28
LEBL	28		26	28	27	24	24	26	27	24	27	27	28	28	27	18	26	28	27	25	28	28	28	28
LEMD	28		26	26	26	28	25	27	26	25	24	25	27	28	26	17	28	28	28	28	28	28	28	28
LEMG	28		25	25	24	25	25	26	28	25	26	27	27	28	28	18	28	28	24	28	28	27	28	28
LEST	28		25	25	26	27	27	26	27	24	27	26	28	26	26	19	28	28	26	28	27	27	28	28
LEVC	28		27	27	27	27	27	27	28	22	27	27	28	27	28	19	28	28	27	28	28	28	28	28
LEZE	28		0	0	0	0	0	0	0	0	0	0	0	0	0	0	0	0	0	0	0	0	0	0
LEZL	28		26	28	28	25	27	27	28	25	28	28	27	26	28	19	26	28	28	28	28	28	28	28
Finlândia																								
EFHK	28		27	0	0	3	0	0	0	0	0	2	0	0	0	0	0	0	0	0	28	28	28	28



Location	Prev.	2000		2001				2002				2003				2004			2005				2006	
		Jun	Nov	Mar	Jun	Sep	Nov	Mar	Jun	Set	Nov	Mar	Jun	Sep	Nov	Mar	Jun	Nov	Mar	Jun	Sep	Nov	Mar	Jun
Luxemburgo																								
ELLX			26	26	28		26	26	26	24	27	27	26	27	27	0	0	0	0	0	27	27	24	28
Polónia																								
EPWA	28		0	0	0	3	0	0	0	0	0	1	0	0	0	0	0	0	0	28	28	28	28	
Portugal																								
LPAZ	28																			28	27	28	28	
LPFR	28		26	27	28	28	27	17	28	26	25	27	28	28	27	20	28	28	28	28	28	28	28	
LPPR	28		26	27	28	28	27	17	28	26	23	27	28	28	28	20	28	28	28	28	28	28	28	
LPSS	28		26	24	28	27	27	17	28	26	24	27	28	28	28	19	28	28	28	28	28	28	28	
LPPT	28		26	27	28	28	27	17	28	26	24	26	28	28	28	20	28	28	28	28	28	28	28	
República Tcheca																								
LKPR	28		0	0	0	1	0	0	0	0	0	1	0	0	0	0	0	0	0	28	28	28	28	
Rússia																								
UUEE	28		0	0	0	2	0	0	0	0	0	1	0	28	27	28	28	28	26	28	28	28	28	
Slováquia																								
LZIB			0	7	0	3	0	0	0	0	0	0	0	0	0	0	0	0	0	0	0	0	28	28
Suíça																								
LSGG	28		0	27	26	27	26	26	28	25	27	27	0	27	26	19	28	28	26	28	28	28	28	24
LSZH	28		0	28	26	27	24	25	27	25	27	23	0	27	26	21	25	28	26	28	28	27	27	24
ASIA Region																								
Austrália																								
YSSY	28		0	0	0	16	0	0	0	0	0	0	0	0	0	0	0	0	0	0	0	0	0	0
Nova Zelândia																								
NZAA	28		27	28	11	27	27	27	28	27	28	28	27	28	28	28	28	28	28	28	26	27	28	28
NZCH	28		27	28	11	27	26	27	28	27	28	28	27	28	28	28	28	28	28	28	26	27	28	28
NZWN	28		27	28	11	27	27	27	28	27	28	28	27	28	28	28	28	28	28	28	26	27	28	28

- D17 -

Location	Prev.	2000		2001				2002				2003				2004			2005				2006	
		Jun	Nov	Mar	Jun	Sep	Nov	Mar	Jun	Set	Nov	Mar	Jun	Sep	Nov	Mar	Jun	Nov	Mar	Jun	Sep	Nov	Mar	Jun
PAC Region																								
Polinésia Francesa																								
NTAA	28		26	25	24	26	25	25	27	25	27	25	26	28	28	27	27	28	27	28	28	25	28	28
NTTG	28		0	0	0	0	0	0	0	0	0	0	0	0	0	0	0	0	0	0	0	0	0	0

Nota:  No previsto Intercâmbio de TAF nesse período.