



**Cuestión 5 del
Orden del Día:**

Intercambio de la información OPMET en las Regiones CAR/SAM

(Presentada por Brasil)

Resumen

Esta Nota de Estudio presenta una comparación de la disponibilidad de los mensajes en el Banco de Datos Internacional de Brasilia.

Referencias:

- FASID CAR/SAM; Tablas FASID MET 2A y MET 2B
- Catálogo de Datos Internacionales OPMET Disponibles en el Banco de Datos OPMET de Brasilia

1. Introducción

1.1 Durante los controles operacionales, realizados en el Banco OPMET en los años de 2000 a 2006, se ha observado una gran cantidad de ausencias de mensajes OPMET en el Banco de Brasilia y consecuente perjuicio de las operaciones aéreas.

2. Consideraciones Generales

2.1 Con el fin de identificar las deficiencias relacionado con la disponibilidad de las informaciones en el Banco OPMET de Brasilia, el Brasil logró un estudio comparativo de las disponibilidades de mensajes OPMET, de los periodos contenidos en el **Apéndice A**.

2.2 En el **Apéndice B** se presenta una tabla con el estudio comparativo de las disponibilidades de los METAR.

2.3 En el **Apéndice C** se presentan los gráficos del estudio comparativo de las disponibilidades de los METAR.

2.4 En el **Apéndice D** se presenta una tabla con el estudio comparativo de las disponibilidades de los TAF.

3. Acción sugerida a la reunión

3.1 Brasil invita a la Reunión a considerar la información contenida en esta Nota de Estudio y adoptar las acciones pertinentes.

Apéndice A**Períodos del estudio comparativo de los resultados de las disponibilidades de mensajes
OPMET en el Banco OPMET de Brasíla**

- 10 al 16 de junio de 2000
- 10 al 16 de noviembre de 2000
- 10 al 16 de marzo de 2001
- 10 al 16 de junio de 2001
- 10 al 16 de septiembre de 2001
- 10 al 16 de noviembre de 2001
- 10 al 16 de marzo de 2002
- 10 al 16 de junio de 2002
- 10 al 16 de septiembre de 2002
- 10 al 16 de noviembre de 2002
- 10 al 16 de marzo de 2003
- 10 al 16 de junio de 2003
- 10 al 16 de septiembre de 2003
- 10 al 16 de noviembre de 2003
- 10 al 16 de marzo de 2004
- 10 al 16 de junio de 2004
- 10 al 16 de noviembre de 2004
- 10 al 16 de marzo de 2005
- 10 al 16 de junio de 2005
- 10 al 16 de septiembre de 2005
- 10 al 16 de noviembre de 2005
- 10 al 16 de marzo de 2006
- 10 al 16 de junio de 2006

Lugar	Horas de Operación	Prev.	2000		2001				2002				2003				2004			2005				2006	
			Jun	Nov	Mar	Jun	Set	Nov	Mar	Jun	Set	Nov	Mar	Jun	Set	Nov	Mar	Jun	Nov	Mar	Jun	Set	Nov	Mar	Jun
Bolivia																									
SLVR	H-24	168	142	56	132	121	116	120	119	159	152	162	155	162	161	167	161	164	164	164	154	155	160	157	144
Chile																									
SCAR	H-24	168	168	0	164	163	140	165	167	166	130	159	147	152	154	159	148	154	153	164	146	101	164	168	142
SCBA	H-24	168																			0	165	78	94	
SCCF	H-24	168																			0	109	112	96	
SCCI	H-24	168	167	0	164	166	140	167	168	166	133	160	160	145	162	153	143	157	153	164	145	101	163	166	126
SCDA	H-24	168	168	0	163	168	142	167	166	167	131	154	155	147	157	156	147	165	163	162	152	99	164	168	141
SCEL	H-24	168	168	0	165	166	140	167	167	167	140	163	167	159	163	166	163	166	160	168	155	95	163	168	140
SCFA	H-24	168	168	0	165	166	141	167	165	167	128	154	166	158	159	150	159	157	159	165	153	100	164	168	141
SCHA	H-24	168																			0	0	0	0	
SCIE	H-24	168	167	0	164	165	139	167	167	167	137	160	158	155	160	163	157	162	150	163	148	100	165	168	134
SCIP	1200/0300	112													0	55	92	109	101	107	95	72	106	111	94
SCJO	H-24	168																			0	91	91	77	
SCSE	H-24	168																			0	164	168	139	
SCTC	H-24	168													0	139	136	158	159	157	152	100	165	167	139
SCTE	H-24	168	168	0	164	166	139	167	159	167	102	137	146	124	158	137	145	164	161	163	150	97	165	167	137
SCTI	H-24	168																			0	97	0	0	
Colombia																									
SKBG	H-24	168																			0	112	58	120	
SKBO	H-24	168	152	106	131	107	81	68	61	138	101	133	155	146	55	2	152	154	152	149	138	163	159	165	161
SKBQ	H-24	168	151	82	127	109	88	65	64	137	103	135	158	151	58	2	164	157	154	148	144	162	158	165	161
SKCC	1000/0000	105													0	0	0	11	0	84	87	88	90	93	93
SKCG	H-24	168	150	64	96	75	80	67	58	129	94	93	151	140	48	2	162	148	149	151	131	158	149	163	163
SKCL	H-24	168	153	93	133	104	83	64	62	134	96	131	153	149	56	1	161	157	159	148	119	162	163	168	164
SKLT	1100/2300	84	59	44	53	45	26	21	25	48	39	57	59	62	14	1	56	46	63	61	94	62	66	69	62
SKPE	1000/0500	140																			0	105	58	109	
SKRG	H-24	168	151	93	127	111	84	65	62	139	101	131	154	152	58	2	164	158	155	151	135	164	163	166	165
SKSP	1100/0500	133	117	67	104	89	51	40	22	100	80	103	112	114	43	2	120	120	105	115	104	124	113	125	121
Equador																									
SEGU	H-24	168	165	112	162	146	144	146	157	165	164	166	166	147	53	155	157	157	163	162	158	157	160	160	157
SELT	1100/0500	133													41	129	120	129	129	130	131	129	132	129	132
SEMT	H-24	168		3	62	61	62	62	74	92	87	95	89	83	27	93	85	90	94	90	95	92	95	85	97

- B3 -

Lugar	Horas de Operación	Prev.	2000		2001				2002				2003				2004			2005				2006		
			Jun	Nov	Mar	Jun	Set	Nov	Mar	Jun	Set	Nov	Mar	Jun	Set	Nov	Mar	Jun	Nov	Mar	Jun	Set	Nov	Mar	Jun	
Ecuador																										
SEQU	H-24	168	152	0	138	139	129	117	140	161	161	160	158	146	55	161	159	156	167	160	166	161	166	167	163	
Guiana																										
SYCJ	H-24	168	36	16	46	75	121	116	124	50	101	111	103	129	97	112	130	0	156	151	142	119	91	124	149	
Guiana Francesa																										
SOCA	H-24	168	168	119	166	144	159	166	159	162	164	147	135	164	158	167	164	166	168	140	167	168	155	158	166	
Panamá																										
MPBO	1100/2300	91													0	0	0	0	0	0	0	6	0	20	17	
MPCH	1100/2300	91													0	0	0	0	0	0	0	6	0	23	19	
MPDA	1100/2300	91													0	0	0	0	0	0	0	6	0	18	17	
MPMG	1100/0100	105													0	0	0	0	0	0	0	10	1	49	53	
MPTO	H-24	168	161	105	157	148	83	157	158	135	134	153	105	136	161	157	114	157	146	150	162	151	152	156	147	
Paraguay																										
SGAS	H-24	168	168	71	164	164	153	155	152	163	165	166	145	162	163	144	159	164	166	156	0	168	166	166	153	
SGES	0900/0000	112	117									108	104	101	106	104	93	106	108	109	100	0	110	111	93	98
Peru																										
SPHI	H-24	168										125	155	167	163	168	153	144	158	147	168	168	168	167	168	167
SPHO	1100/0000	98																				0	0	0	0	
SPHY	1200/0000	91																				0	0	0	0	
SPIM	H-24	168	163	122	129	118	115	76	71	166	168	160	167	164	168	155	144	158	153	168	168	168	168	168	167	
SPJL	1200/0000	91																				0	0	1	0	
SPME	H-24	168																				0	0	0	0	
SPQT	H-24	168	159	120	127	112	115	70	65	166	127	159	167	164	167	153	145	158	149	168	168	168	168	168	166	
SPQU	H-24	168		119	118	97	107	59	65	166	128	157	167	164	168	155	142	159	147	167	168	168	168	167	167	
SPRU	1100/0100	105									0	0	103	100	105	96	88	80	86	90	91	98	105	104	103	
SPSO	H-24	168	162	122	126	115	115	72	69	165	168	159	167	164	168	154	145	158	151	167	168	168	168	168	167	
SPTN	1100/0300	119	NP	82	87	78	85	49	50	122	119	112	117	114	118	111	102	109	105	119	119	119	119	119	118	
SPTU	1200/0000	91																				0	0	0	0	
SPYL	H-24	168																				0	0	0	0	
SPZO	H-24	168	161	119	126	113	115	77	66	165	129	159	167	163	168	153	145	158	149	168	168	168	168	167	167	

Lugar	Horas de Operación	Prev.	2000		2001				2002				2003				2004			2005				2006	
			Jun	Nov	Mar	Jun	Set	Nov	Mar	Jun	Set	Nov	Mar	Jun	Set	Nov	Mar	Jun	Nov	Mar	Jun	Set	Nov	Mar	Jun
Suriname																									
SMJP	H-24	168	37	0	1	0	0	0	0	0	77	91	0	105	29	110	101	98	0	160	0	153	155	143	156
SMNI	H-24	168													0	0	0	0	0	68	0	76	42	55	61
SMZO	0900/0000	112													0	0	0	0	0	0	0	94	100	94	97
Uruguay																									
SUAA	0700/2200	112	69	15	52	75	67	70	30	61	65	75	90	74	46	76	78	84	90	86	81	84	92	95	68
SUCA	1200/2300	84	45	53	66	88	85	72	42	85	66	71	80	74	78	72	70	57	73	75	76	61	34	42	37
SULS	1000/0300	126	88	97	103	114	103	111	78	107	76	101	117	107	119	108	112	113	116	120	115	122	123	119	98
SUMU	H-24	168	165	114	161	158	162	157	144	155	151	155	164	131	158	159	147	163	164	157	158	166	164	165	138
SURV	1000/2200	91													0	0	0	1	0	0	0	0	1	0	
SUSO	1000/2200	91																			0	0	1	0	
Venezuela																									
SVAC	H-24	168																			0	0	65	6	
SVBC	H-24	168	84	53	108	135	36	87	80	108	61	70	132	141	163	154	113	126	123	126	126	151	143	164	138
SVBI	H-24	168																				0	0	67	6
SVBM	1000/0400	133																				0	0	67	6
SVCB	H-24	168																				0	0	80	6
SVCL	H-24	168																				0	0	64	5
SVCR	H-24	168																				6	12	63	23
SVCU	H-24	168																				0	0	0	0
SVFM	H-24	168																				0	0	8	0
SVGI	H-24	168																				0	0	0	0
SVGU	H-24	168																				0	0	69	5
SVHG	H-24	168																				0	0	0	0
SVJC	1000/2200	91													8	22	27	49	55	63	40	0	41	70	66
SVJM	H-24	168																				0	0	64	4
SVMC	H-24	168	101	46	59	74	74	97	110	126	104	106	135	149	162	162	161	164	156	157	161	150	117	158	162
SVMD	H-24	168																				7	19	72	22
SVMG	H-24	168	75	100	135	131	38	16	17	87	107	114	131	120	157	160	154	163	159	164	160	163	157	162	164
SVMI	H-24	168	158	71	138	128	157	146	156	145	142	166	146	162	166	163	166	167	162	166	166	165	164	164	164
SVMT	1000/0400	133																				0	0	80	6
SVPA	H-24	168																				0	0	0	3
SVSA	H-24	168									6	9	8	50	14	118	69	112	118	117	108	47	48	86	55
SVSO	H-24	168																				0	0	1	0

- B5 -

Lugar	Horas de Operación	Prev.	2000		2001			2002				2003				2004			2005				2006			
			Jun	Nov	Mar	Jun	Set	Nov	Mar	Jun	Set	Nov	Mar	Jun	Set	Nov	Mar	Jun	Nov	Mar	Jun	Set	Nov	Mar	Jun	
Venezuela																										
SVSR	H-24	168																					0	0	52	5
SVVA	1000/0200	119									76	85	57	97	87	110	94	111	115	109	102	101	100	106	94	
SVVP	H-24	168																					0	0	0	0
Región CAR																										
Anguilla																										
TQPF	1100/2200	84	0	0	0	0	38	0	34	40	61	47	42	34	24	20	1	24	70	0	56	43	54	58	69	
Antigua e Barbuda																										
TAPA	H-24	168	131	142	141	145	131	139	129	141	125	136	154	144	130	100	141	154	143	166	158	120	163	162	163	
Antilhas Francesas																										
TFFF	H-24	168	164	153	162	152	167	164	166	166	163	166	166	152	167	167	165	168	166	130	168	167	168	155	165	
TFFR	H-24	168	157	153	123	133	155	161	150	157	148	151	50	115	148	118	161	103	168	33	167	160	161	153	168	
Antilhas Holandesas																										
TNCB	1100/0100	105	0	49	51	44	80	60	58	53	63	43	54	60	66	47	43	62	78	76	66	73	79	66	66	
TNCC	H-24	168	12	156	160	156	166	159	154	158	152	166	160	160	162	161	165	164	163	167	167	157	168	165	167	
TNCE	1200/2100	70	0	4	32	22	62	55	44	53	43	55	58	46	55	39	49	55	0	18	11	9	10	11	5	
TNCM	H-24	168	12	156	158	152	152	154	153	154	150	154	163	159	164	150	161	164	160	164	164	155	160	164	168	
Aruba																										
TNCA	H-24	168	11	108	110	104	161	142	141	115	132	121	146	136	152	132	148	141	147	152	146	145	145	141	146	
Barbados																										
TBPB	H-24	168	11	149	142	153	108	151	145	154	141	144	162	128	158	110	101	161	164	166	167	159	152	163	166	
Belize																										
MZBZ	H-24	168	1	0	2	0	0	0	0	0	0	0	0	0	0	0	0	0	2	0	0	0	0	2	105	
Costa Rica																										
MRLB	1300/2300	77	51	46	72	66	73	68	71	75	25	71	25	65	74	74	76	75	76	77	73	75	75	55	72	
MRLM	1200/0000	91	29	32	57	57	47	40	78	73	21	68	74	61	69	72	67	74	60	68	76	77	77	57	71	
MROC	H-24	168	151	124	151	134	152	151	127	159	47	162	146	145	159	160	147	155	150	161	156	158	163	124	159	

Lugar	Horas de Operación	Prev.	2000		2001				2002				2003				2004			2005				2006		
			Jun	Nov	Mar	Jun	Set	Nov	Mar	Jun	Set	Nov	Mar	Jun	Set	Nov	Mar	Jun	Nov	Mar	Jun	Set	Nov	Mar	Jun	
MRPV	1200/0000	91	37	39	61	57	70	66	72	77	25	74	78	68	73	78	75	78	79	77	77	82	79	59	79	
MRSJ	1200/0000	91																			0	0	0	0		
Cuba																										
MUBA	1000/2100	84																				0	0	0	1	
MUBY	1000/2200	91																				0	0	0	1	
MUCA	1100/2300	91											56	44	41	52	43	48	42	47	48	44	44	44	44	
MUCL	1100/2300	91												74	63	83	65	17	66	65	71	77	69	74		
MUCM	H-24	168	4	0	0	0	0	0	0	0	0	0	5	143	128	113	135	129	124	123	130	124	139	120	137	
MUCU	H-24	168	9	0	6	0	5	0	0	0	0	0	5	135	128	98	134	120	124	121	125	115	136	120	134	
MUGT	0800/2200	105																				0	0	0	1	
MUHA	H-24	168	8	0	7	0	5	0	0	0	0	0	5	138	134	115	138	124	127	121	125	124	136	120	134	
MUHG	H-24	168												132	127	108	142	126	119	117	123	122	133	119	133	
MUMO	1100/2200	84																				0	1	0	1	
MUMZ	1000/2200	91																				49	65	47	55	
MUVR	H-24	168	0	0	7	0	5	0	0	0	0	0	5	131	125	116	144	134	127	122	129	123	137	123	138	
Dominica																										
TDPD	1000/2200	91	0	50	60	56	59	52	0	0	23	29	59	69	87	77	84	87	77	77	88	90	81	91	81	
TDPR	H-24	168	0	0	0	0	0	0	0	0	0	0	0	0	0	0	0	0	0	0	0	0	0	0	0	0
El Salvador																										
MSLP	H-24	168	108	0	110	130	134	147	89	162	0	0	1	0	0	0	0	0	2	0	0	0	0	3	161	
MSSS	H-24	168	0	0	0	0	0	108	0	0	0	0	0	0	0	0	0	0	2	0	0	0	0	3	128	
Granada																										
TGPY	H-24	168	9	122	131	127	141	133	127	137	121	125	136	147	27	124	138	148	142	126	83	144	120	142	153	
TGPZ	H-24	168										0	0	0	0	0	0	0	0	0	0	0	0	0	0	
Guatemala																										
MGFL	H-24	168	0	0	0	0	0	0	0	0	0	0	0	0	0	0	8	0	0	0	0	0	0	0	0	
MGGT	H-24	168	1	132	139	146	147	168	150	150	150	164	74	146	140	126	119	138	167	168	162	157	164	167	161	
MGPB	H-24	168											54	68	48	90	77	91	106	133	156	161	162	151	166	
MGSJ	H-24	168											54	68	48	91	81	93	105	133	156	158	161	149	163	
MGTK	H-24	168																				151	157	164	160	

- B7 -

Lugar	Horas de Operación	Prev.	2000		2001			2002				2003				2004			2005				2006		
			Jun	Nov	Mar	Jun	Set	Nov	Mar	Jun	Set	Nov	Mar	Jun	Set	Nov	Mar	Jun	Nov	Mar	Jun	Set	Nov	Mar	Jun
Haiti																									
MTCH	1200/2300	84	0	0	1	0	0	0	0	0	0	0	0	0	0	0	0	0	7	0	0	30	30	44	0
MTPP	1100/0000	98	0	12	32	32	0	0	81	79	34	12	26	31	42	11	25	4	49	18	11	65	70	79	11
Honduras																									
MHLC	H-24	168									126	146	129	139	139	141	99	125	107	73	83	92	94	145	81
MHLM	H-24	168	80	55	118	48	112	112	138	126	130	148	136	128	140	144	94	140	115	87	97	100	92	96	72
MHRO	H-24	168													68	83	67	71	76	64	75	77	67	84	57
MHTG	H-24	168	117	58	146	82	131	125	146	139	148	152	151	144	139	130	115	153	120	117	130	122	131	154	102
Ilhas Bahamas																									
MYAM	H-24	168													0	0	0	0	0	0	0	0	0	0	0
MYAT	H-24	168													0	0	0	0	0	0	0	0	0	0	0
MYBS	H-24	168													0	0	0	0	0	0	0	0	0	0	0
MYEG	H-24	168	0	0	0	0	2	0	0	0	0	0	0	0	0	0	0	0	0	0	0	0	1	0	2
MYEH	H-24	168													0	0	0	0	0	0	0	0	0	0	0
MYEM	H-24	168								0	0	0	0	0	0	0	0	0	0	0	0	0	0	0	0
MYER	H-24	168																				0	0	0	0
MYGF	H-24	168	0	0	0	0	1	0	1	0	0	0	0	0	0	0	0	0	2	0	0	0	2	2	3
MYGW	H-24	168													0	0	0	0	0	0	0	0	0	0	0
MYLS	H-24	168								0	0	0	0	0	0	0	0	0	0	0	0	0	0	0	0
MYNN	H-24	168	18	0	2	0	0	0	1	0	144	144	147	152	71	0	0	0	3	0	0	0	2	2	4
MYSM	H-24	168													0	0	0	0	0	0	0	0	0	0	0
Ilhas Cayman																									
MWCB	H-24	168	0	0	0	0	0	0	0	0	0	0	0	0	57	59	0	0	53	0	0	0	0	0	0
MWCR	1200/0300	112	12	0	42	107	0	82	87	56	67	80	85	82	78	78	81	91	96	0	0	0	0	0	0
Ilhas Turks and Caicos																									
MBGT	H-24	168	0	0	0	0	0	0	0	0	0	0	0	0	0	0	0	0	1	0	0	0	0	0	0
MBPV	H-24	168	0	0	0	0	0	0	0	0	0	2	0	0	0	0	0	0	2	0	0	0	0	1	1
MBSC	H-24	168	0	0	0	0	0	0	0	0	0	0	0	0	0	0	0	0	0	0	0	0	0	0	0
Ilhas Virgens (Inglaterra)																									
TUPJ	1200/0000	91	0	0	0	0	0	0	0	30	44	43	48	33	17	5	13	0	19	27	26	0	0	0	21

Lugar	Horas de Operación	Prev.	2000		2001				2002				2003				2004			2005				2006		
			Jun	Nov	Mar	Jun	Set	Nov	Mar	Jun	Set	Nov	Mar	Jun	Set	Nov	Mar	Jun	Nov	Mar	Jun	Set	Nov	Mar	Jun	
TUPW	H-24	168	0	0	0	0	0	0	0	0	0	0	0	0	0	0	0	0	0	0	0	0	0	0	0	
Ilhas Virgens (Estados Unidos)																										
TIST	0700/2200	112	112	111	105	111	101	107	99	110	101	109	111	108	110	110	112	112	112	111	112	109	112	112	111	
TISX	0600/2300	126	91	125	119	124	123	119	111	123	115	123	124	121	125	112	126	126	126	125	126	122	125	126	112	
Jamaica																										
MKJP	H-24	168		161	163	156	155	156	152	153	147	160	155	125	153	158	160	161	158	162	157	131	159	164	158	
MKJS	H-24	168	144	146	153	164	157	158	156	161	154	161	160	121	158	160	157	162	163	160	165	115	159	157	158	
México																										
MMAA	H-24	168	13	168	0	0	151	163	152	164	154	164	166	158	167	159	164	163	166	168	168	161	165	167	167	
MMAN	1300/0300	105									0	0	0	0	0	0	0	0	1	0	0	0	105	103	103	
MMAS	H-24	168																				0	125	127	128	
MMBT	1300/0000	84									0	0	0	0	1	2	0	0	1	0	0	0	81	82	81	
MMCE	1300/0500	91																				0	77	81	85	
MMCL	1400/0100	119													0	2	0	0	3	0	0	0	110	107	106	
MMCM	1300/0300	84									0	0	0	0	0	0	0	0	79	73	71	72	76	77	71	
MMCN	1400/0200	91																				0	86	79	90	
MMCP	1300/0300	105									0	0	0	0	0	0	0	0	2	0	0	0	102	102	101	
MMCS	1400/0200	91									0	0	0	0	0	2	0	0	3	0	0	0	87	90	88	
MMCU	1300/0300	105									0	0	0	0	0	2	0	0	3	0	0	0	102	98	99	
MMCV	1300/0100	91																				0	85	77	84	
MMCZ	1300/0100	91	9	105	0	0	1	0	0	0	0	0	4	0	1	2	0	0	90	91	91	91	91	91	91	
MMDO	1200/0100	98													0	2	0	0	3	0	0	0	97	96	91	
MMGL	H-24	168	11	168	0	0	7	0	0	0	0	0	4	0	1	4	0	0	138	136	160	158	156	166	165	
MMGM	1400/0200	91									0	0	0	0	0	2	0	0	2	0	0	0	78	77	81	
MMHO	1300/0300	105									0	0	0	0	0	2	0	0	2	0	0	0	101		104	
MMLO	1300/0100	91									0	0	0	0	0	0	0	0	1	0	0	0	87	89	85	
MMLP	1400/0400	105									0	0	0	0	0	2	0	0	2	0	0	0	102	104	105	
MMLT	1400/0200	91									0	0	0	0	0	0	0	0	3	0	0	0	77	82	70	
MMMA	1400/0200	91									0	0	0	0	0	2	0	0	2	0	0	0	85	82	77	
MMMC	H-24	168													0	0	0	0	0	168	0	0	0	0	0	
MMMD	H-24	168	11	168	0	0	7	0	0	0	0	0	5	0	1	4	0	0	166	0	168	162	165	168	168	
MMLL	1400/0400	105									0	0	0	0	0	2	0	0	3	0	0	0	89	91	92	
MMLM	1300/0100	91													0	2	0	0	2	0	0	0	88	88	88	

- B9 -

Lugar	Horas de Operación	Prev.	2000		2001			2002				2003				2004			2005				2006			
			Jun	Nov	Mar	Jun	Set	Nov	Mar	Jun	Set	Nov	Mar	Jun	Set	Nov	Mar	Jun	Nov	Mar	Jun	Set	Nov	Mar	Jun	
MMMXX	H-24	168	13	168	0	0	157	162	156	165	155	165	166	160	163	161	166	164	166	168	168	162	165	168	168	
MMMY	H-24	168	10	168	0	0	6	0	0	0	0	0	4	0	1	4	0	0	138	140	160	158	165	165	167	
MMMZ	H-24	168	10	168	0	0	166	100	152	165	157	166	166	164	165	165	166	163	166	168	167	161	162	168	168	
MMNG	1400/0200	91													0	0	0	0	0	0	0	0	0	0	0	
MMNL	1400/0200	91									0	0	0	0	0	1	0	0	2	0	0	0	83	83	78	
MMOX	1200/0000	91																				0	90	91	89	
MMPG	1200/0100	98													0	0	0	0	1	0	0	0	82	73	84	
MMPR	H-24	168									0	0	4	0	1	4	0	0	4	0	0	0	158	162	167	
MMPS	1200/0000	91																				0	87	91	83	
MMRX	1300/0100	91									0	0	0	0	0	2	0	0	2	0	0	0	91	89	85	
MMSD	1400/0100	84									0	0	0	0	0	2	0	0	2	0	0	0	84	83	84	
MMSF	1400/0100	84									0	0	0	0	0	0	0	0	0	0	0	0	0	0	0	
MMSP	1300/0100	91																				0	87	87	83	
MMTC	1300/0300	105									0	0	0	0	0	2	0	0	2	0	0	0	96	104	98	
MMTJ	1400/0700	126									0	0	0	0	0	2	0	0	3	0	0	0	118	121	122	
MMTM	H-24	168	12	168	0	0	143	163	154	159	152	161	163	160	122	116	122	124	127	125	130	127	127	129	122	
MMTO	H-24	168									0	0	0	0	0	2	0	0	2	0	0	0	159	164	164	
MMTP	1300/0000	84	0	83	0	0	0	0	0	0	0	0	4	0	0	2	0	0	83	82	83	82	80	79	82	
MMUN	1400/0200	91	9	91	0	0	2	0	0	0	0	0	4	0	1	2	0	0	70	88	90	91	91	91	91	
MMVA	1200/0300	112									0	0	0	0	0	0	0	0	2	0	0	0	112	110	110	
MMVR	1300/0100	91	10	91	0	0	76	89	0	90	87	87	90	87	90	88	91	90	89	91	91	91	91	91	91	
MMZC	1300/0100	91													0	1	0	0	2	0	0	0	81	88	86	
MMZH	1300/0300	105									0	0	0	0	1	1	0	0	3	1	0	0	92	97	91	
MMZO	1300/0100	91									0	0	0	0	0	1	0	0	2	0	0	0	82	80	87	
Montserrat																										
TRPM	1000/2300	98	0	0	0	0	0	34	40	0	4	10	0	0	0	0	0	0	0	0	0	0	0	0	0	0
Nicaragua																										
MNMG	H-24	168	140	116	144	128	164	157	131	152	140	140	152	149	155	153	159	139	155	157	158	147	157	158	156	
MNPC	H-24	168	58	45	69	59	64	72	67	55	53	25	34	40	44	65	62	42	27	62	55	28	64	57	45	
Porto Rico																										
TJBQ	H-24	168									49	68	33	133	123	124	118	129	131	129	100	124	133	141	148	
TJFA	H-24	168													0	0	0	0	0	0	0	0	0	0	0	
TJMZ	H-24	168																					1	89	87	85

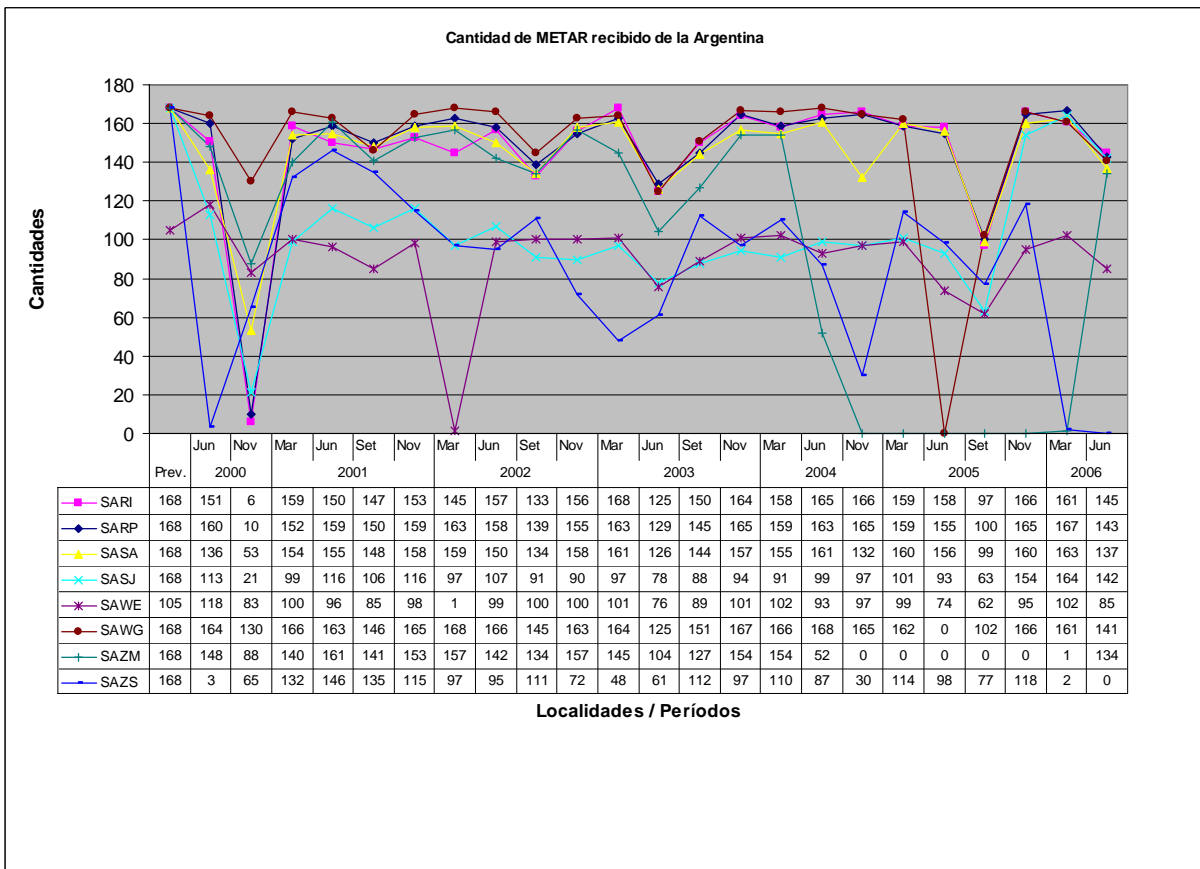
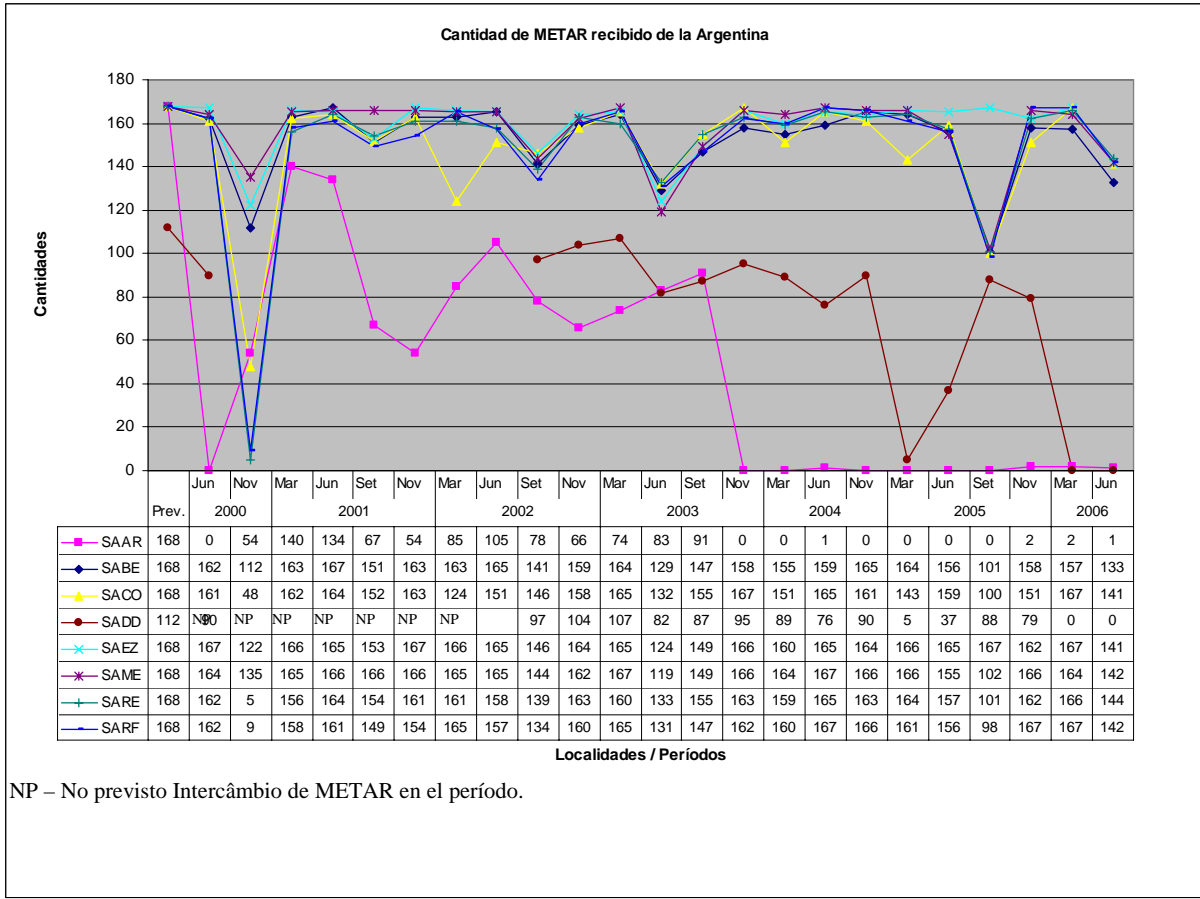
Lugar	Horas de Operación	Prev.	2000		2001				2002				2003				2004			2005				2006		
			Jun	Nov	Mar	Jun	Set	Nov	Mar	Jun	Set	Nov	Mar	Jun	Set	Nov	Mar	Jun	Nov	Mar	Jun	Set	Nov	Mar	Jun	
TJNR	H-24	168																			0	165	166	168		
TJPS	0800/1700	70										53	51	50	70	52	51	53	47	45	46	42	24	15	18	
TJSJ	H-24	168	162	167	168	168	167	158	156	164	157	165	167	157	168	164	166	167	166	167	168	162	164	165	168	
TJVQ	H-24	168													0	0	0	0	0	0	0	0	0	0	0	
República Dominicana																										
MDBH	1200/0000	91													0	0	0	0	0	0	0	0	63	1	41	
MDHE	1200/0000	91													65	74	51	46	47	71	73	75	74	1	2	
MDLR	H-24	168										39	54	56	48	55	44	52	51	48	63	70	71	67	58	71
MDPC	1200/0000	91	95	82	86	87	90	89	91	85	75	73	64	43	67	69	59	61	60	64	60	23	76	86	88	
MDPP	1200/0000	91	97	87	89	91	88	89	91	90	82	85	88	89	83	89	88	84	82	84	89	88	83	87	89	
MDSO	H-24	168	155	151	157	159	150	153	156	163	152	158	149	159	148	139	155	147	160	158	154	143	156	157	162	
MDST	1200/0000	91	95									4	89	86	87	81	86	88	75	79	80	88	84	87	85	90
Saint Kitts and Nevis																										
TKPK	1200/0100	98	90	58	62	82	63	86	92	85	68	82	80	84	86	3	78	80	74	92	96	89	90	3	93	
TKPN	H-24	168	44	23	17	13	17	9	46	40	40	33	45	36	25	1	40	6	22	64	83	82	79	76	69	
Santa Lúcia																										
TLPC	1000/0000	105	0	8	49	40	38	56	38	45	44	72	63	33	0	0	0	11	42	58	56	26	57	58	54	
TLPL	H-24	168	8	142	146	132	152	144	128	123	106	149	111	73	9	0	0	160	134	158	159	133	154	162	134	
San Vicente e Grenadines																										
TVSB	1000/0100	112													0	0	0	1	0	0	0	0	0	0	0	
TVSC	1200/2200	77										0	0	0	0	0	0	0	0	0	0	0	0	0	0	
TVSM	H-24	168													0	0	0	0	0	0	0	0	0	0	0	
TVSU	H-24	168										0	0	0	0	0	0	2	0	0	0	0	0	0	0	
TVSV	1000/0100	112	0	0	12	23	7	0	11	3	7	20	35	17	0	1	0	70	76	66	69	52	20	47	61	
Trinidad e Tobago																										
TTCP	1000/0200	119	99	99	83	104	94	106	103	98	95	107	111	95	92	103	93	58	98	76	101	114	110	110	116	
TPPP	H-24	168	158	163	122	164	152	167	157	160	156	161	165	146	149	160	157	104	166	110	158	160	163	164	167	

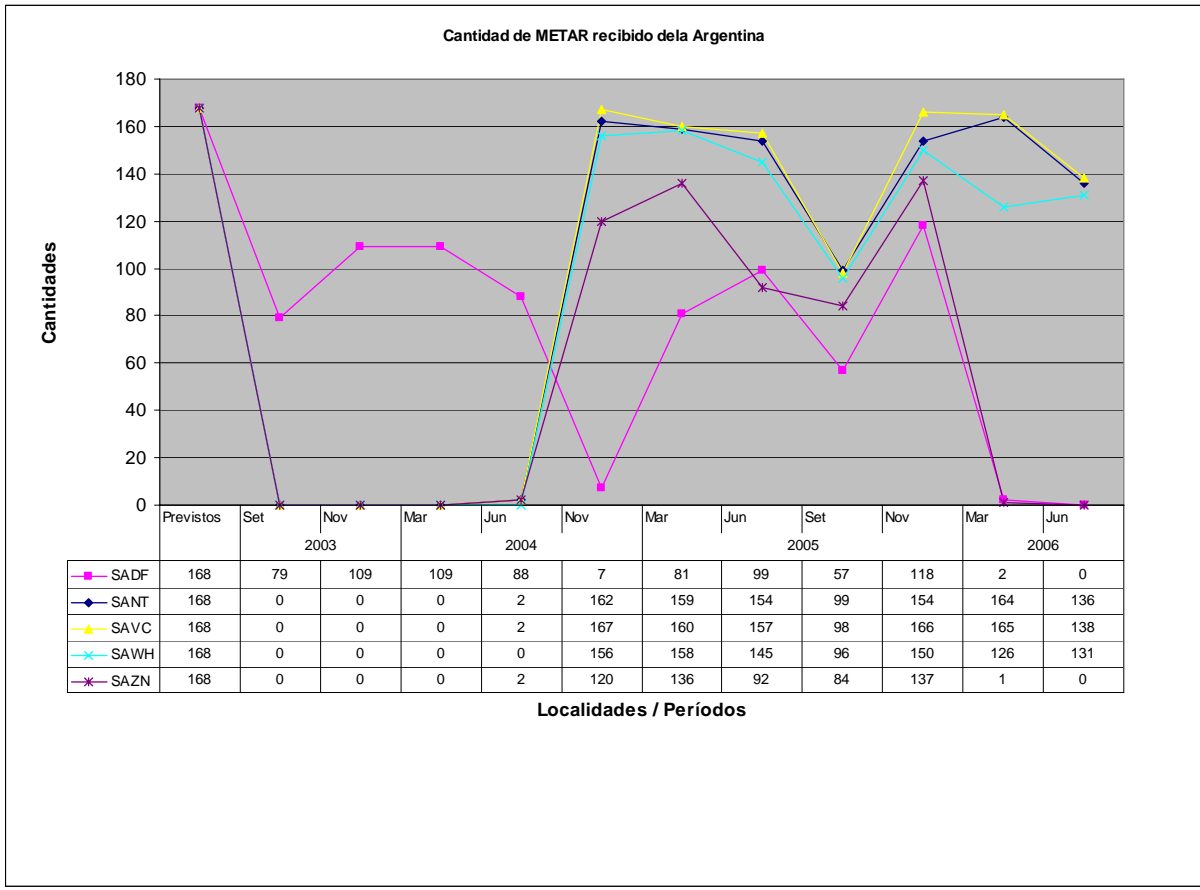
Lugar	Horas de Operación	Prev.	2000		2001			2002				2003				2004			2005				2006		
			Jun	Nov	Mar	Jun	Set	Nov	Mar	Jun	Set	Nov	Mar	Jun	Set	Nov	Mar	Jun	Nov	Mar	Jun	Set	Nov	Mar	Jun
Región NAM																									
Canadá																									
CYMX	H-24	168		0	0	0	2	0	0	0	0	0	0	16	167	165	166	168	167	168	168	161	165	168	168
CYOW	H-24	168		0	0	0	1	0	0	0	0	0	0	16	168	165	167	168	168	168	168	159	165	168	151
CYYZ	H-24	168		0	0	0	1	0	0	0	0	0	0	16	167	163	165	166	168	168	168	160	166	168	145
Estados Unidos																									
KATL	H-24	168		167	168	168	168	167	153	163	157	168	166	164	168	163	168	166	167	163	167	161	165	163	168
KBWI	H-24	168		167	168	168	167	167	153	164	157	165	166	163	167	161	168	164	167	163	167	161	160	165	165
KDFW	H-24	168		167	167	167	168	167	152	162	156	167	164	161	167	162	164	165	166	162	165	159	164	165	164
KDTW	H-24	168		167	167	168	168	167	153	162	151	167	164	161	167	162	167	166	167	161	166	159	163	164	164
KEWR	H-24	168		154	159	162	156	163	153	160	156	166	164	160	165	158	167	165	166	158	166	158	164	164	162
KFAT	H-24	168		0	0	0	0	0	0	0	0	0	0	0	0	2	0	0	0	0	0	0	0	1	0
KFLL	H-24	168		167	167	168	168	167	151	157	155	167	164	158	165	160	168	165	167	161	166	160	151	165	164
KIAH	H-24	168		167	167	167	168	167	154	161	156	166	163	159	166	159	168	163	167	161	165	160	164	165	162
KIND	H-24	168		167	168	168	168	167	153	161	151	165	164	159	166	160	167	165	167	161	166	160	162	165	162
KJFK	H-24	168		166	167	168	168	167	154	161	155	163	164	159	165	158	167	165	166	161	166	160	162	165	162
KLAS	H-24	168		166	168	167	158	167	152	156	152	164	164	158	165	158	168	164	166	159	166	160	162	163	161
KLAX	H-24	168		167	163	168	167	167	153	161	153	164	164	158	165	159	168	164	166	160	166	160	155	166	161
KMIA	H-24	168		156	160	161	166	164	150	157	148	161	162	155	160	155	168	161	160	150	160	154	157	166	164
KMKE	H-24	168		0	0	0	0	0	0	0	0	0	1	0	0	2	0	1	0	0	0	0	0	2	0
KMSY	H-24	168		167	163	163	167	167	143	156	146	155	152	153	154	149	168	159	157	146	157	150	151	164	167
KONT	H-24	168		140	152	144	144	148	150	156	146	162	162	162	144	156	168	156	163	162	161	152	153	166	168
KORD	H-24	168		164	168	165	168	166	153	158	152	165	164	163	158	163	168	164	167	165	165	159	165	166	167
KORL	H-24	168		0	0	0	0	0	0	0	0	0	0	0	0	0	0	0	0	0	0	0	0	0	0
KPBI	H-24	168		167	168	168	168	166	156	159	156	168	167	163	167	164	168	168	168	165	165	100	165	165	166
KPHL	H-24	168		167	167	168	168	167	157	160	154	166	164	164	168	137	167	166	167	167	165	161	164	165	163
KPHX	H-24	168		167	168	168	168	167	155	162	156	165	167	164	168	164	168	167	167	167	164	161	165	164	165
KSAN	H-24	168		156	157	160	167	165	157	162	156	168	166	163	168	165	168	163	165	166	164	161	163	165	165
KSAT	H-24	168		0	0	0	0	0	0	0	0	0	0	0	0	1	1	0	0	0	0	0	0	4	0
KSFO	H-24	168		164	168	166	164	162	155	161	155	168	166	163	168	164	168	165	167	166	165	161	163	164	164
KTPA	H-24	168		167	168	168	168	167	156	161	155	168	165	163	168	163	168	163	167	165	162	160	162	164	165
KTUS	H-24	168		0	0	0	0	0	0	0	0	0	0	0	0	2	0	0	0	0	0	0	0	1	0
Región NAT																									
Bermudas																									

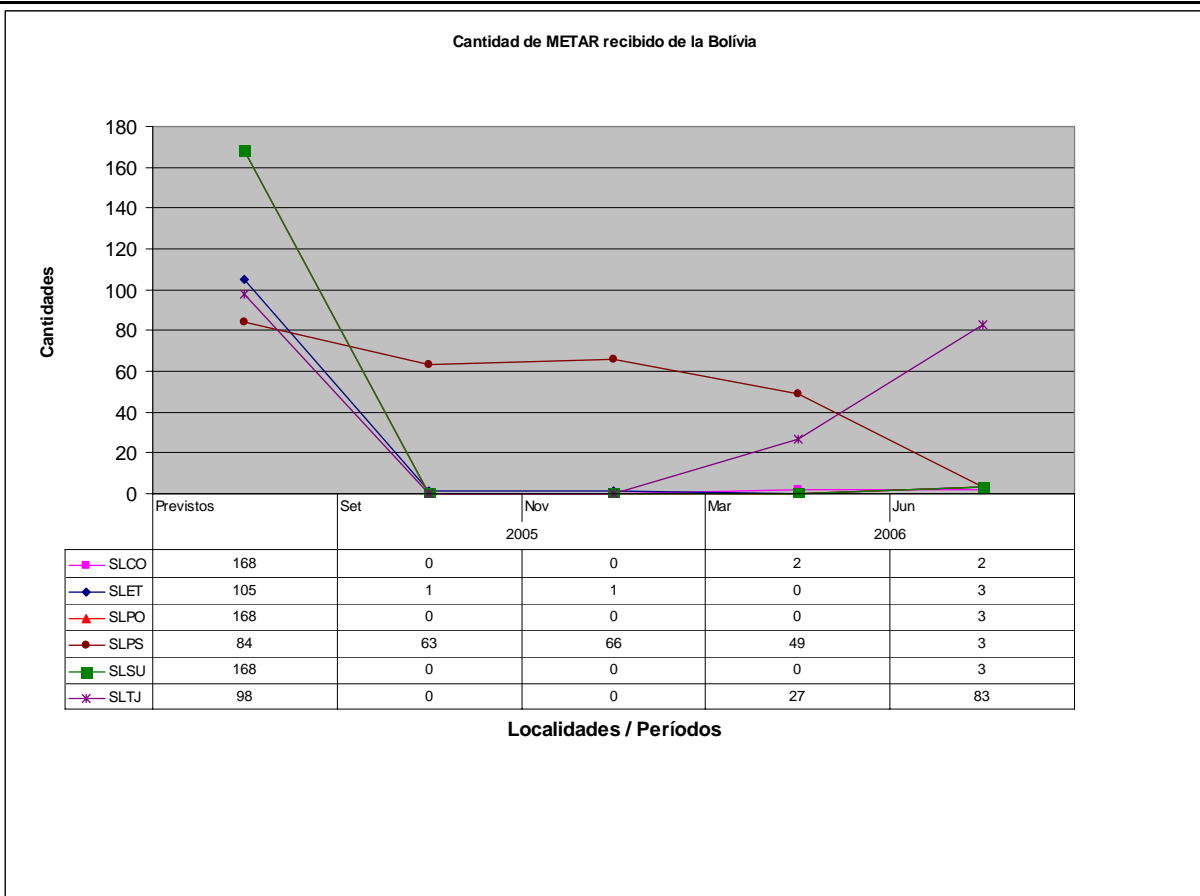
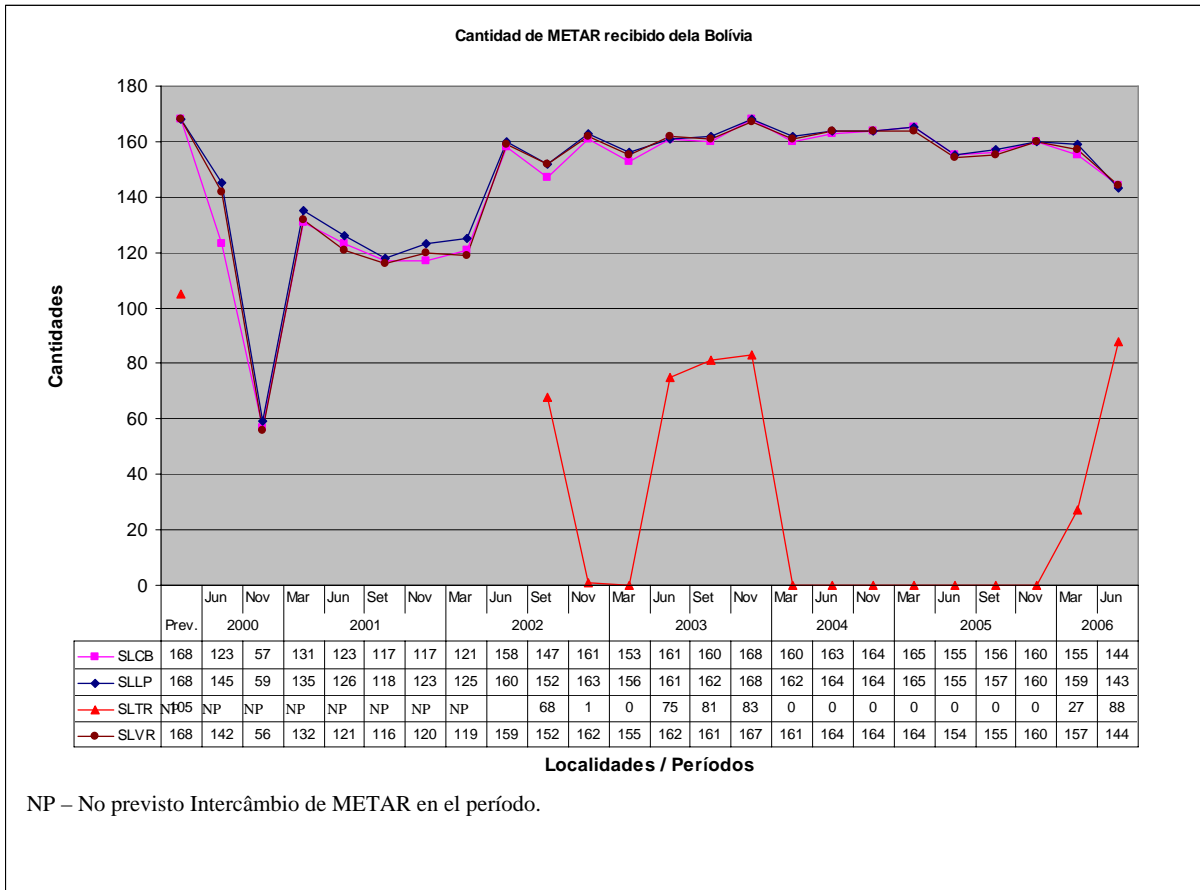
Lugar	Horas de Operación	Prev.	2000		2001				2002				2003				2004			2005				2006	
			Jun	Nov	Mar	Jun	Set	Nov	Mar	Jun	Set	Nov	Mar	Jun	Set	Nov	Mar	Jun	Nov	Mar	Jun	Set	Nov	Mar	Jun
TXKF	H-24	168		165	167	167	166	167	159	165	156	164	167	163	168	166	167	165	168	166	166	161	164	164	166
Región AFI																									
Cabo Verde																									
GVAC	H-24	168		137	140	160	151	162	162	157	152	164	157	155	156	159	147	161	165	158	52	158	164	162	147
Costa do Marfim																									
DIAP	H-24	168		91	83	83	88	148	141	119	0	3	5	0	0	6	0	4	19	0	10	0	1	2	2
República do Guiné																									
GUCY	H-24	168		103	72	69	72	79	80	101	0	2	5	0	0	3	0	3	19	127	15	119	120	117	62
Senegal																									
GOOY	H-24	168		107	100	126	117	153	144	151	0	3	9	0	0	1	0	2	19	0	8	0	1	3	4
Serra Leoa																									
GFLI	H-24	168		0	1	0	4	0	0	0	0	0	6	9	0	4	0	3	20	90	35	90	102	91	66
Región PAC																									
Polinesia Francesa																									
NTAA	H-24	168		160	166	125	165	166	159	163	156	164	167	0	0	2	0	0	9	0	14	0	2	14	0
NTTG	H-24	168		0	0	0	0	0	0	0	0	0	0	0	0	0	0	0	0	0	0	0	0	0	0

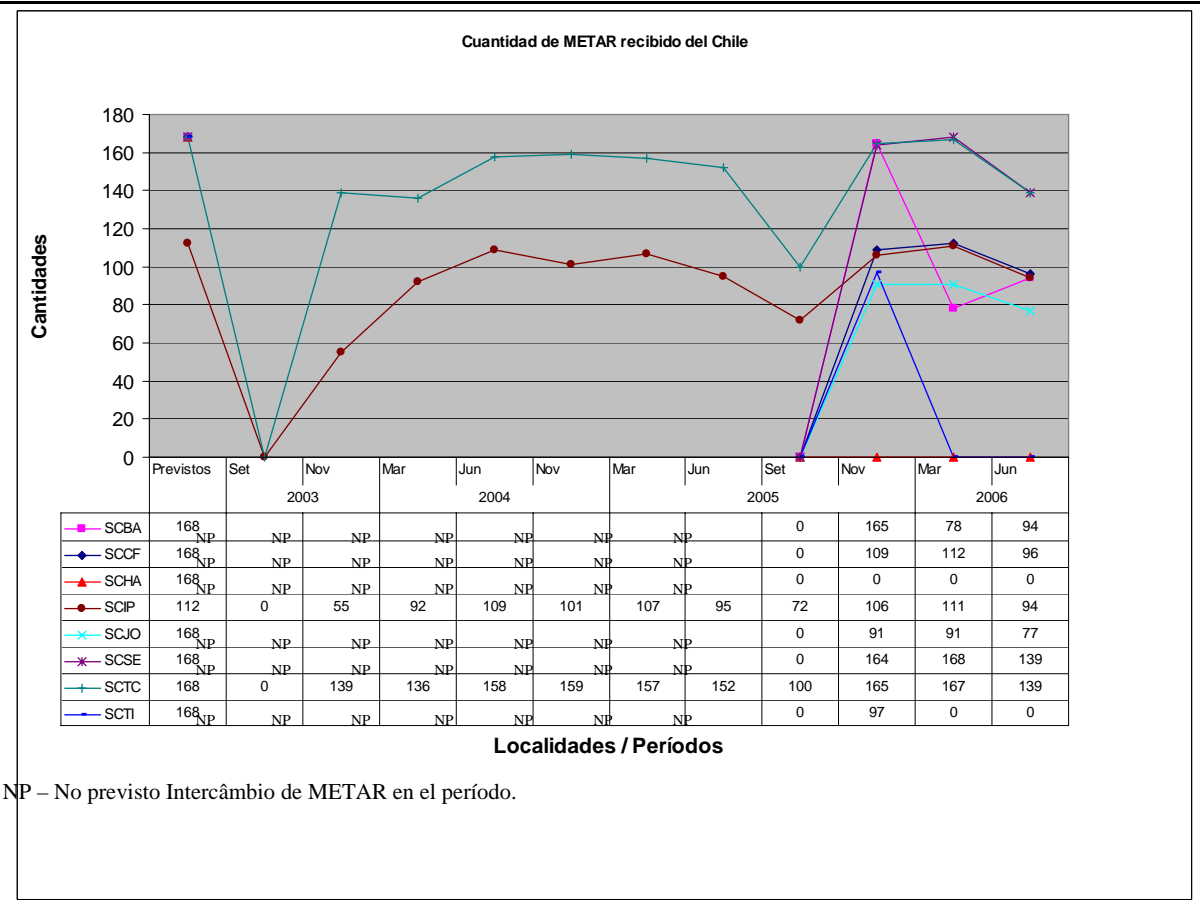
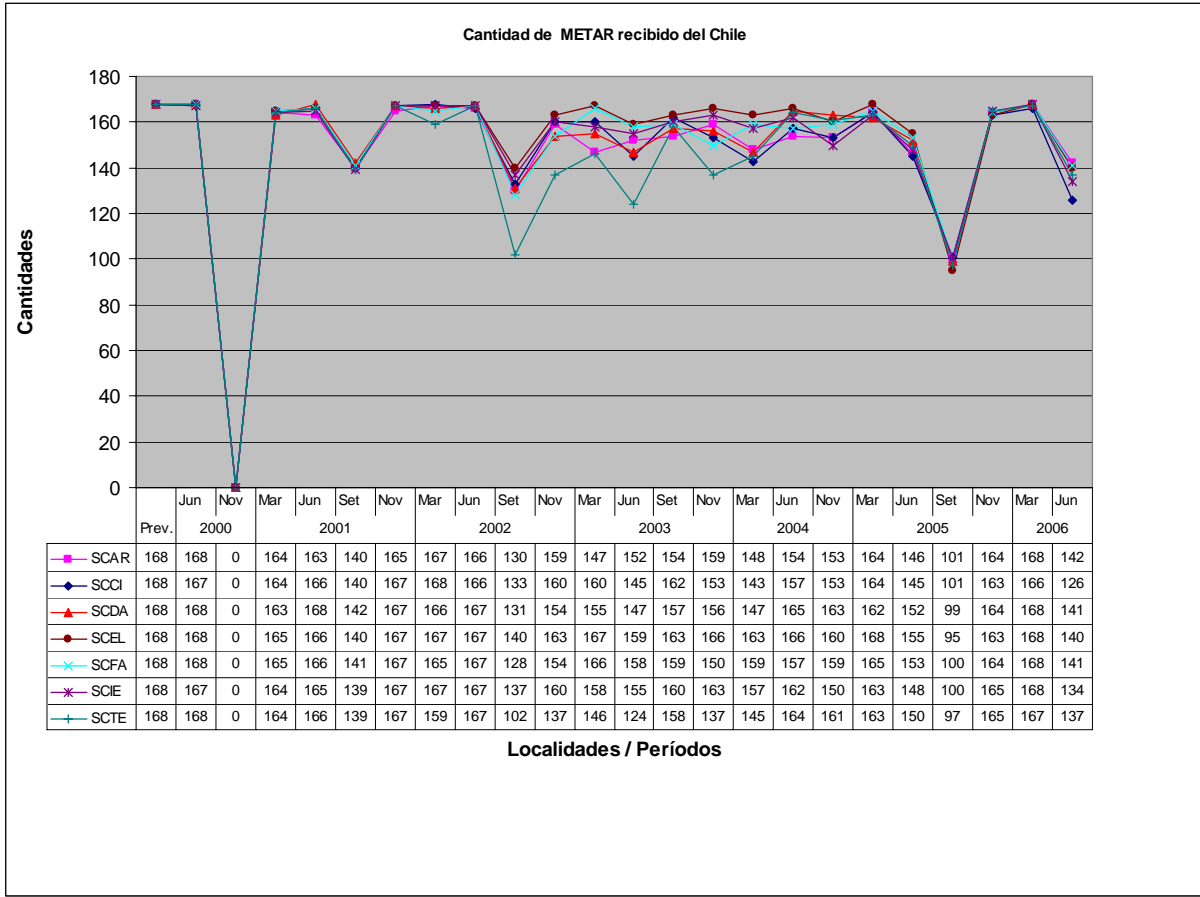
- NOTA: 1) Los horarios de funcionamiento fueron proporcionados por la OACI.
2) Los horarios de funcionamiento en *itálica* se obtuvieron de los AIP de los respectivos Estados.
3) No previsto Intercambio de METAR en ese período.

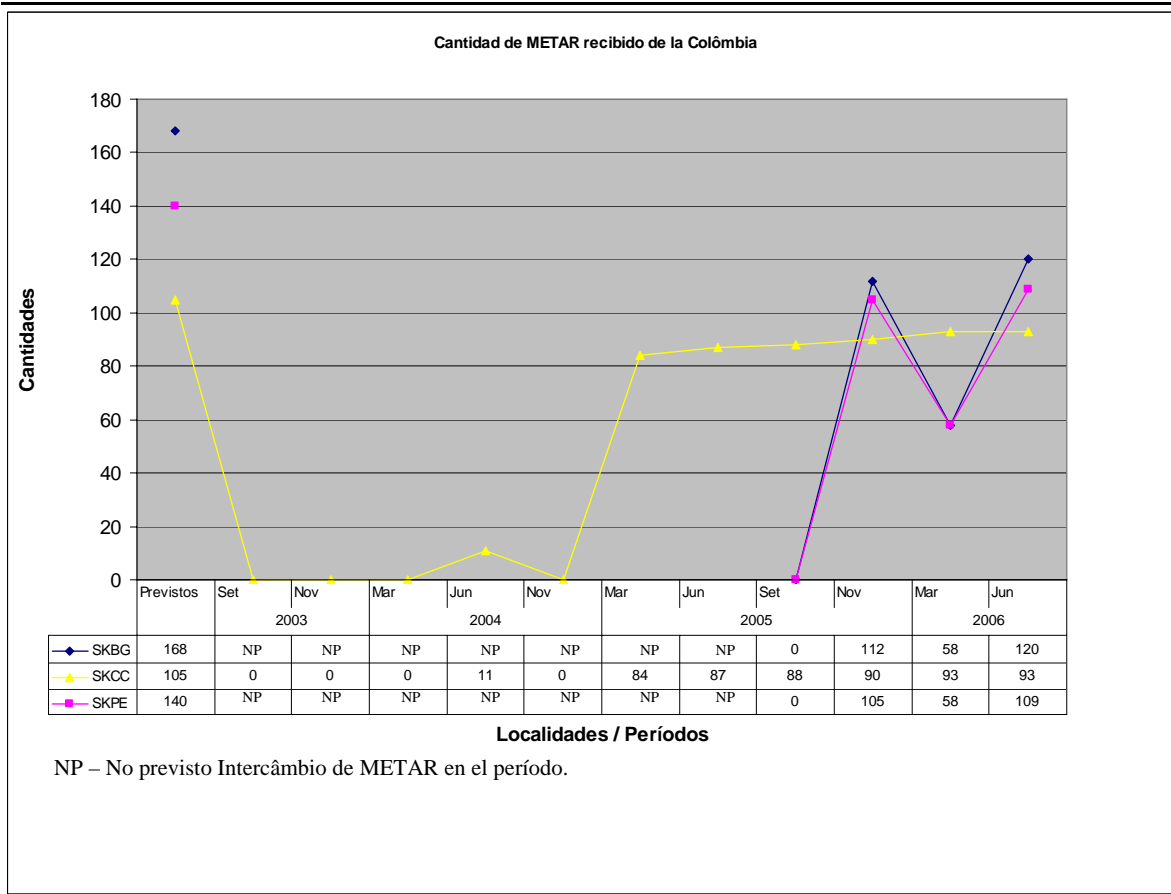
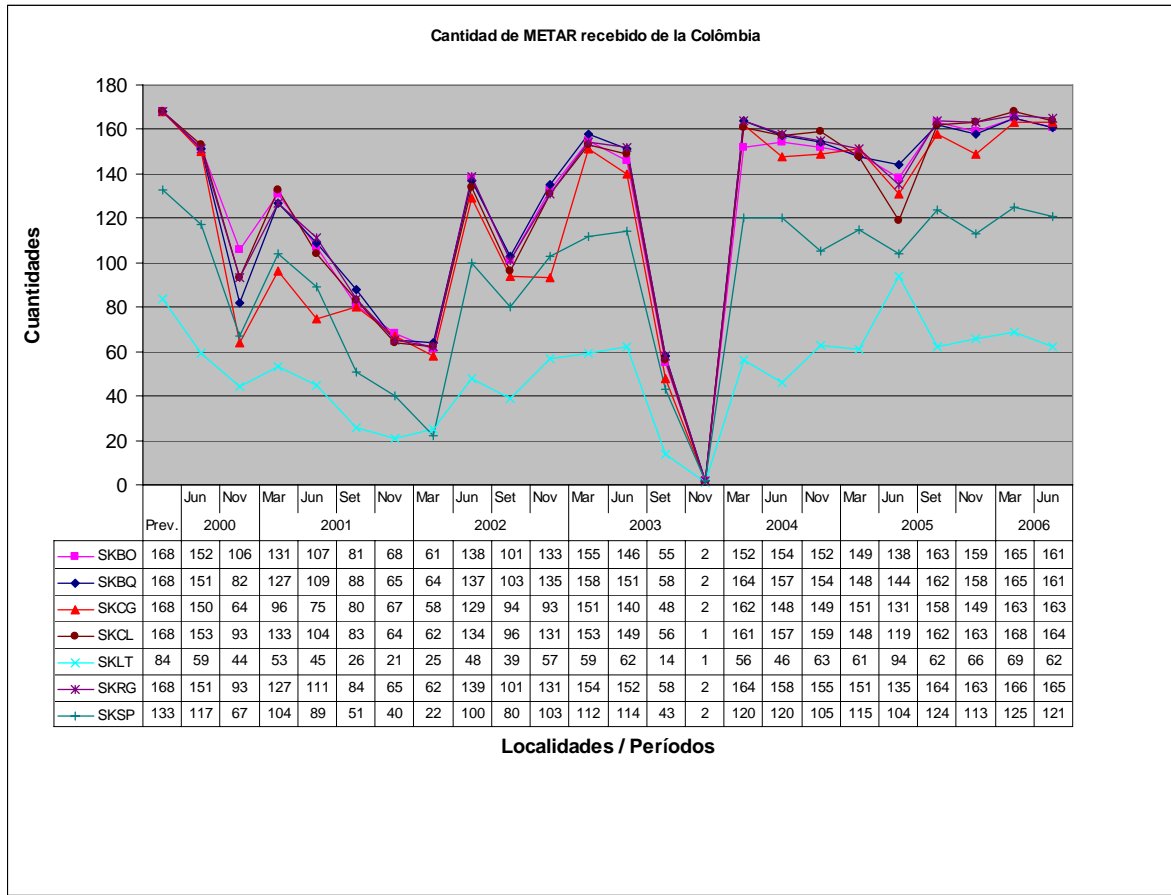
Apéndice C

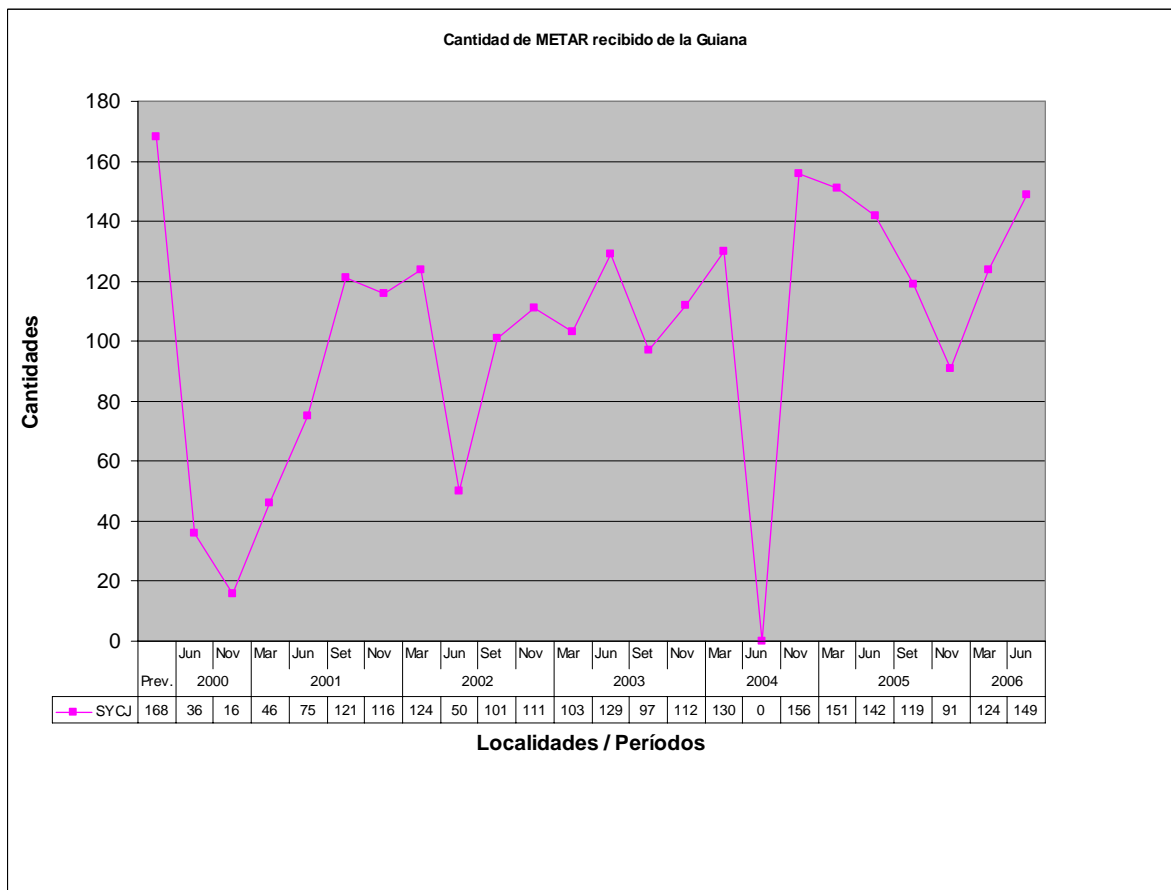
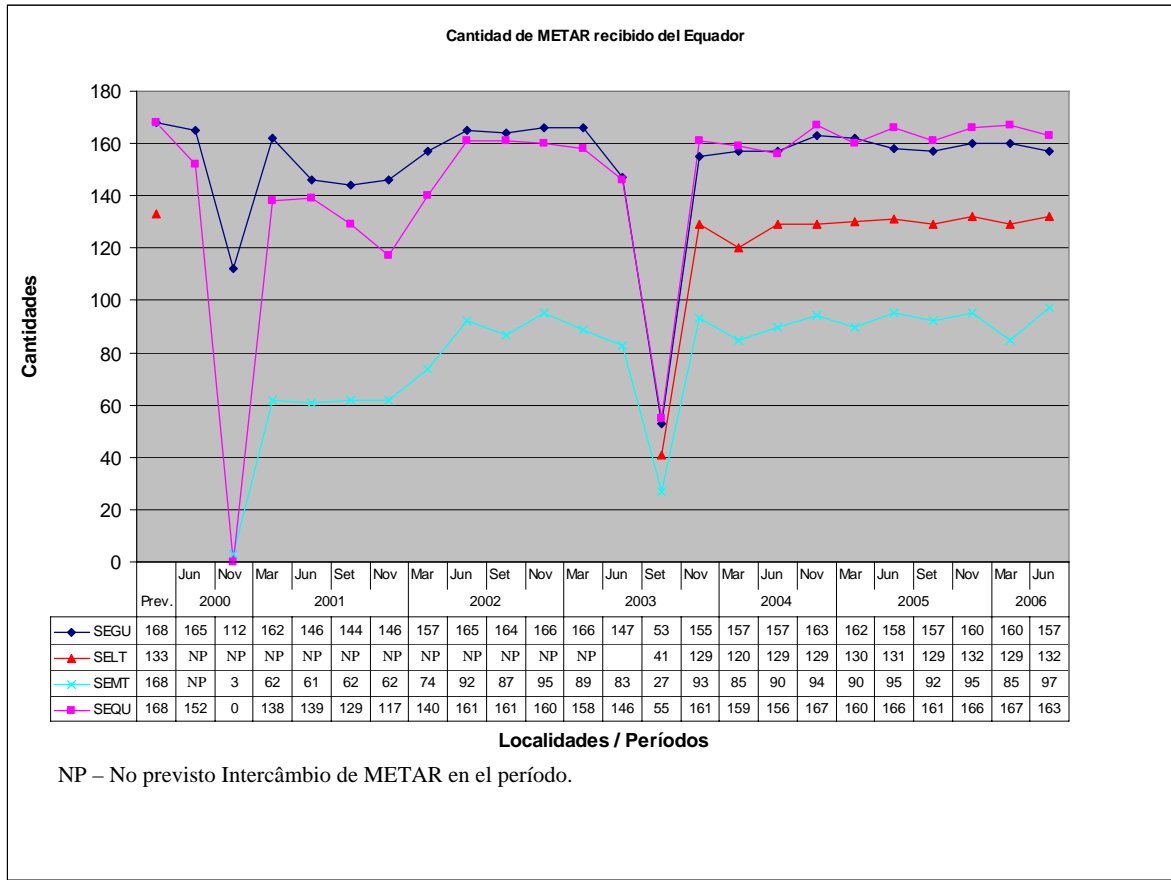


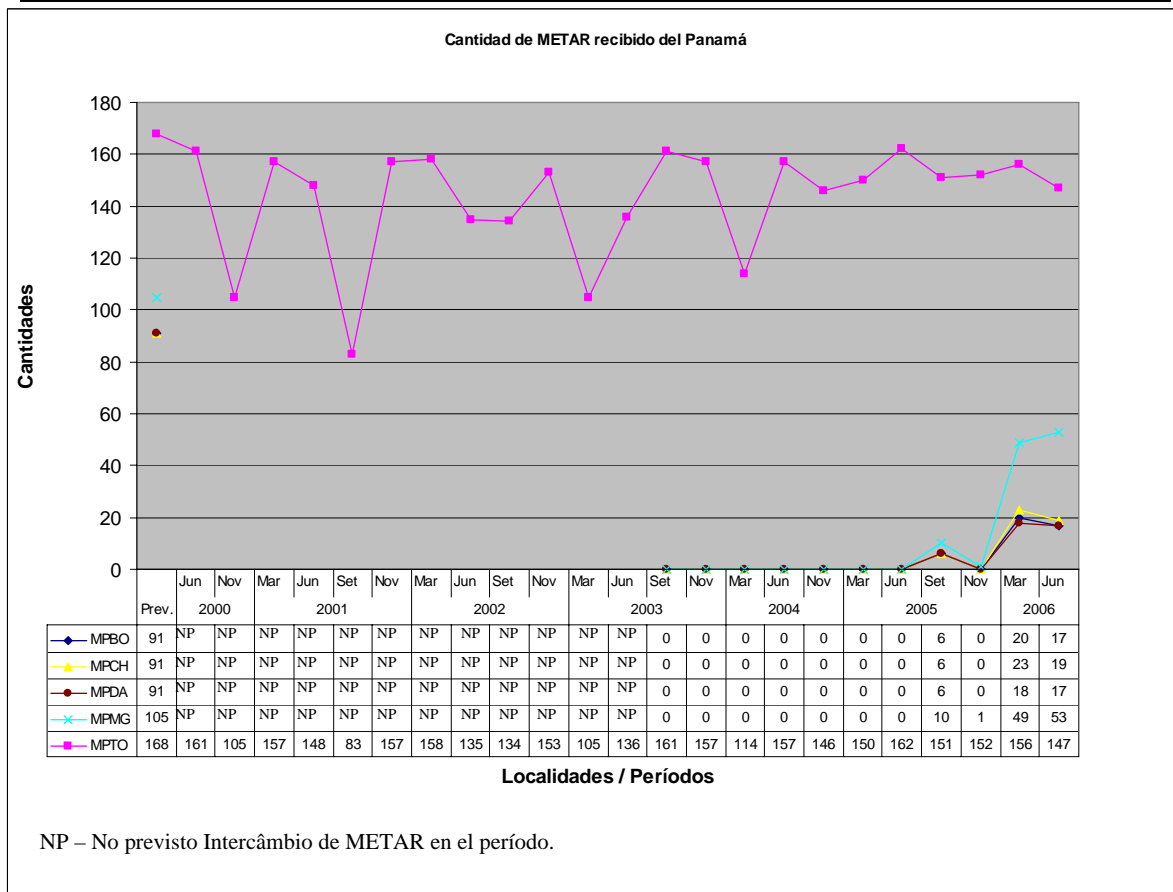
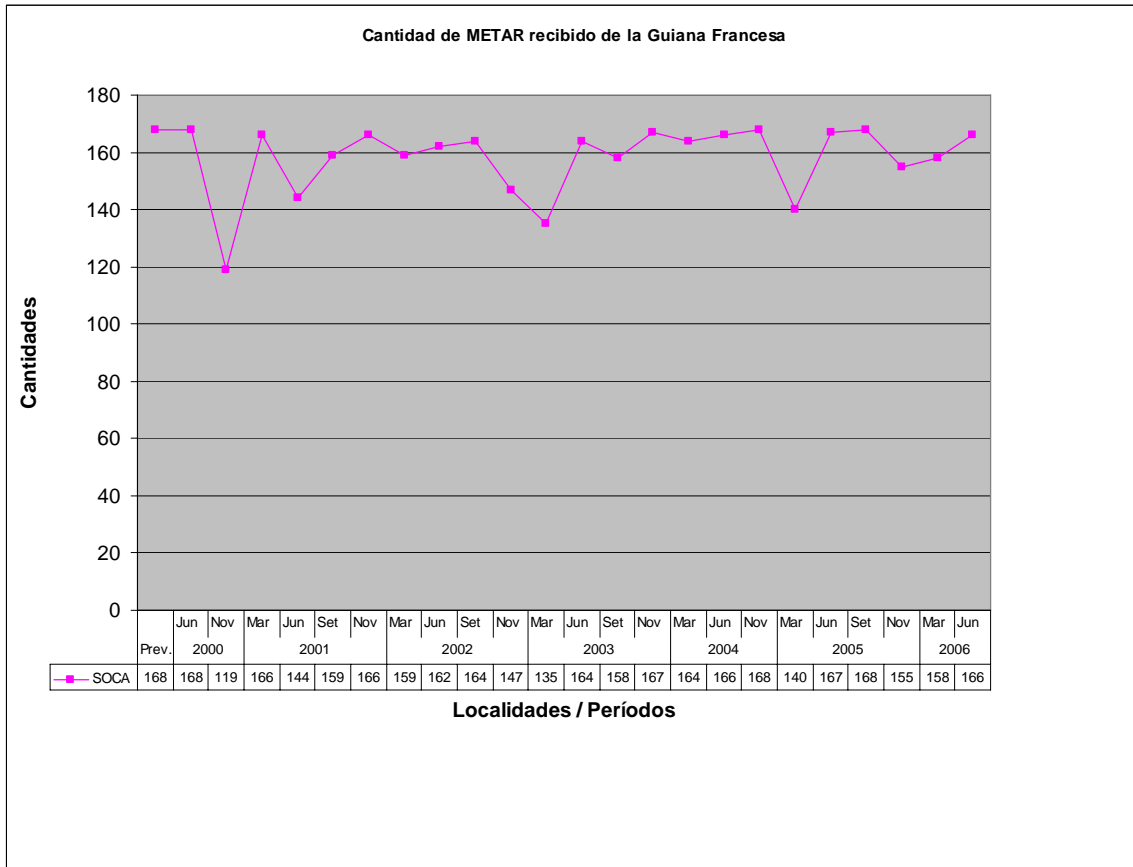


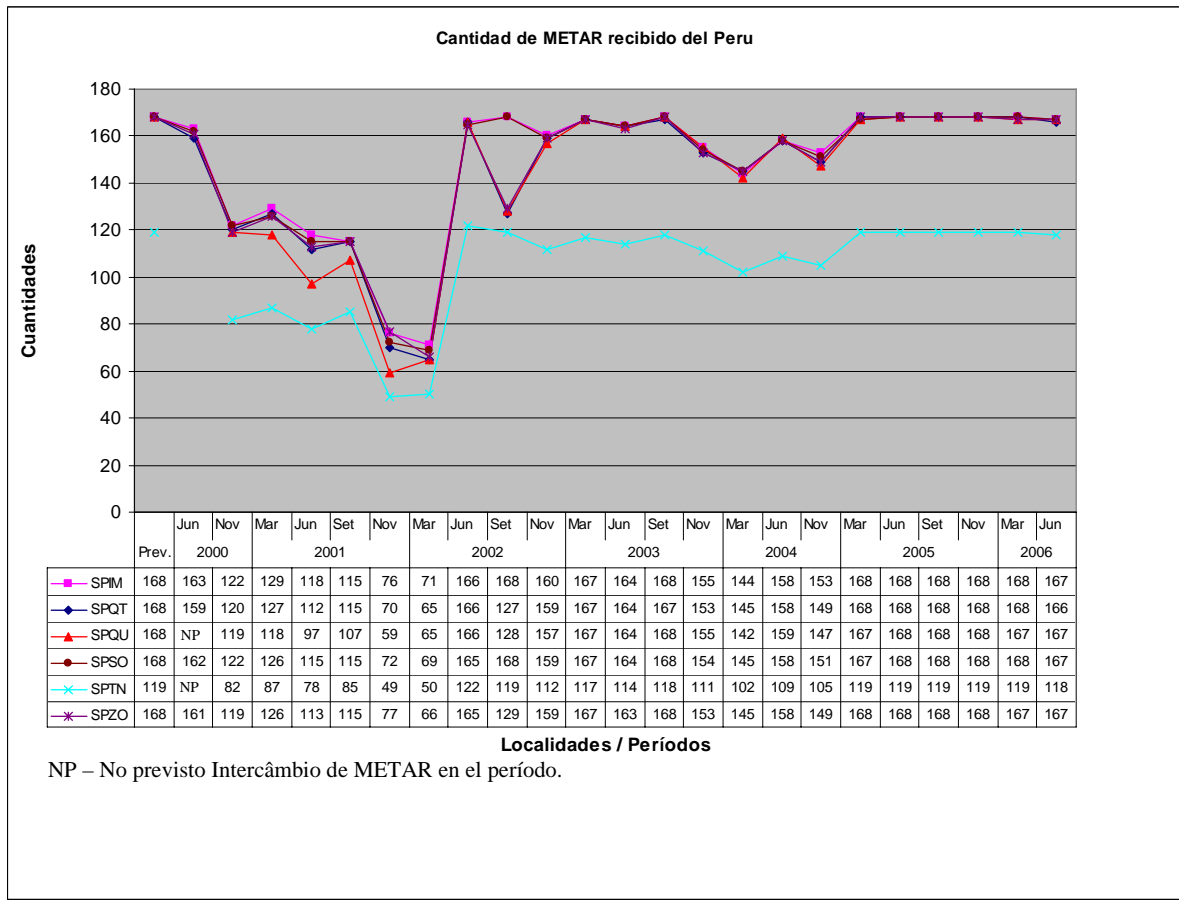
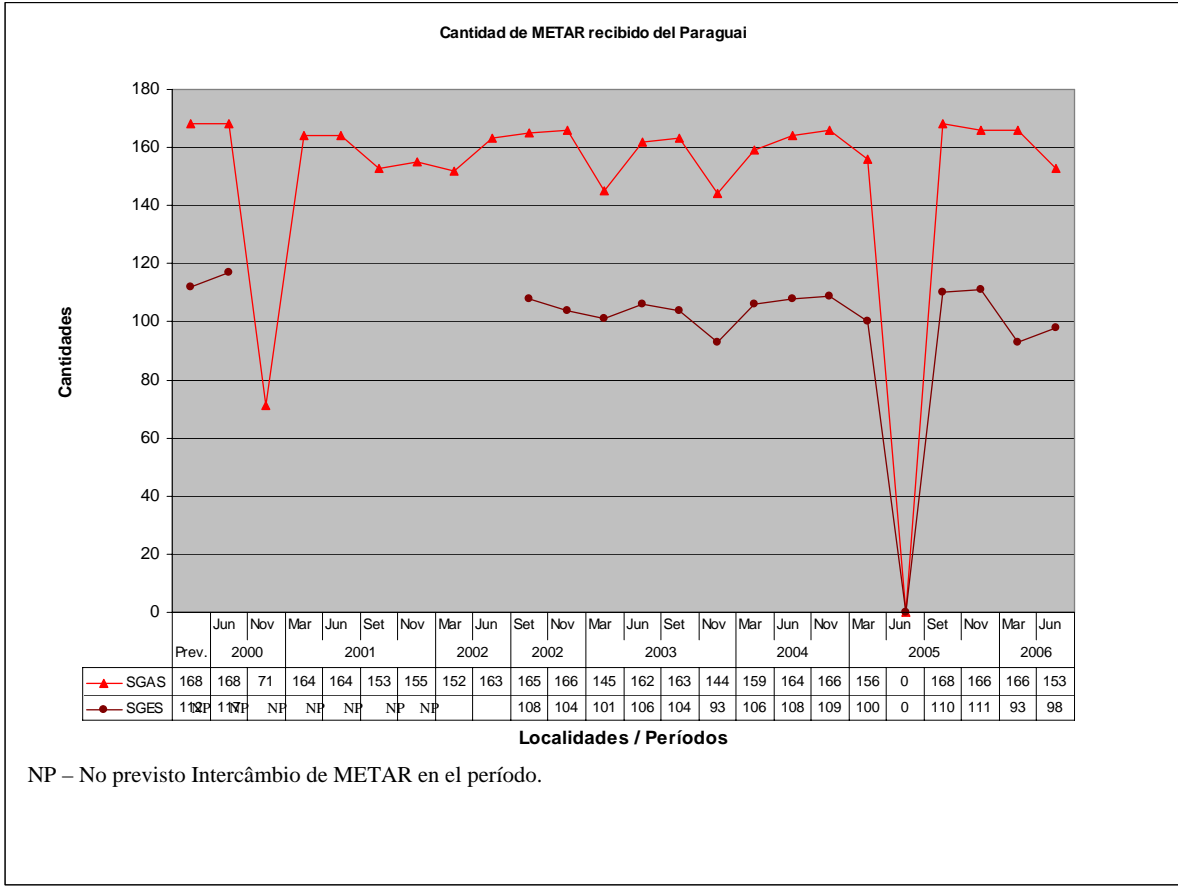


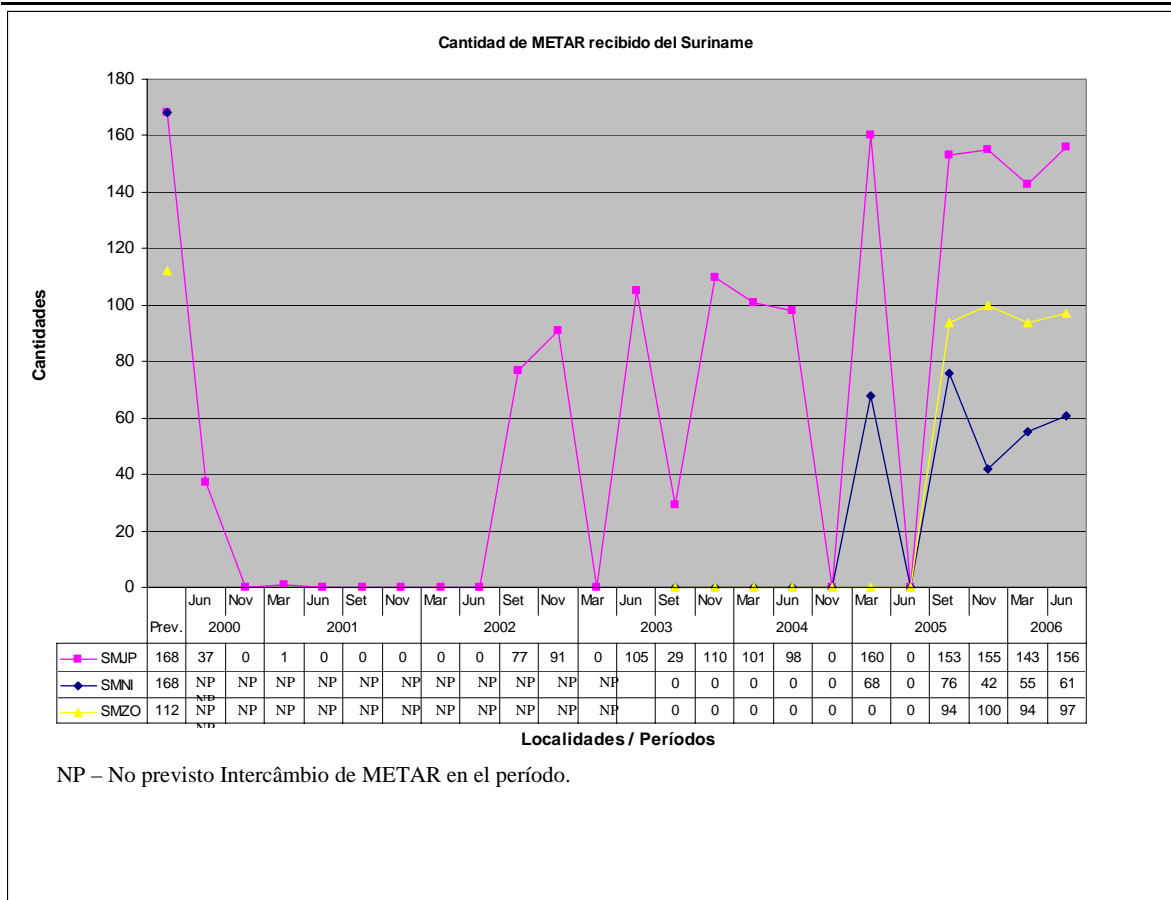
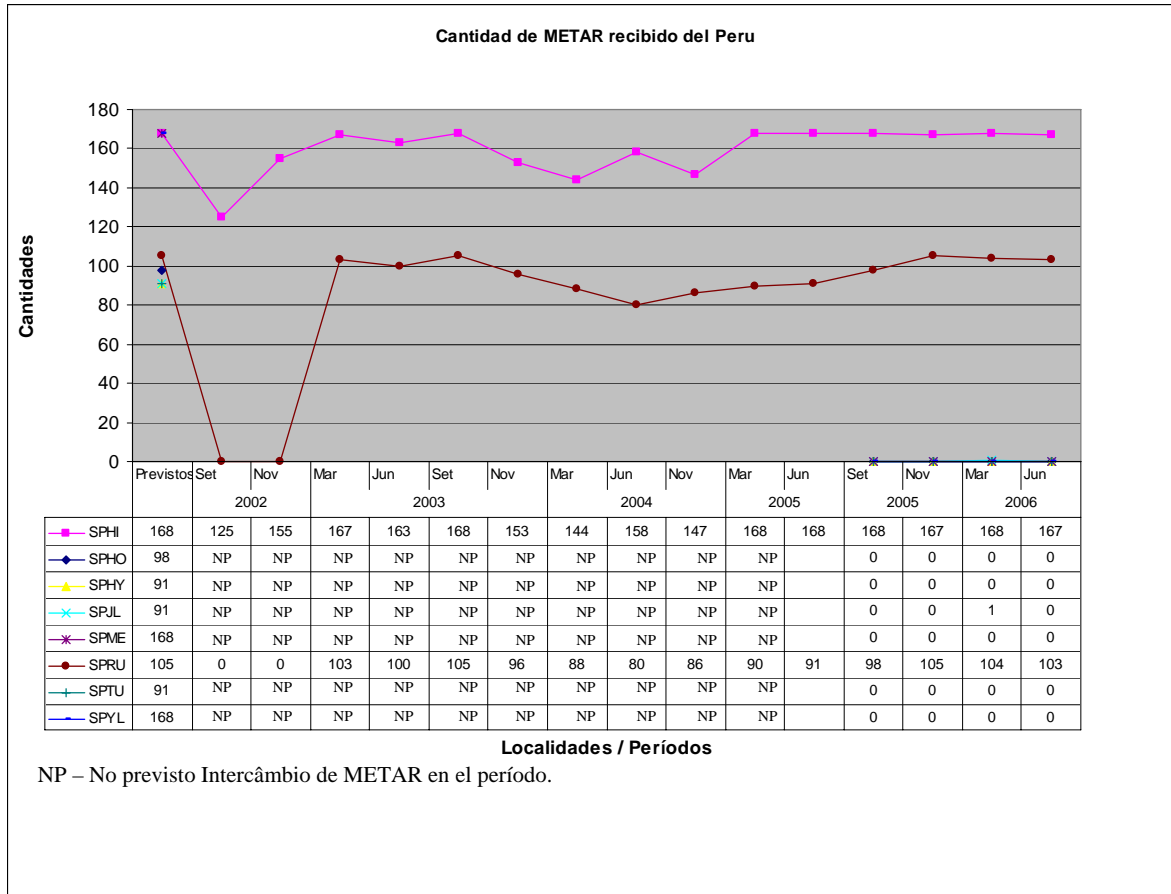


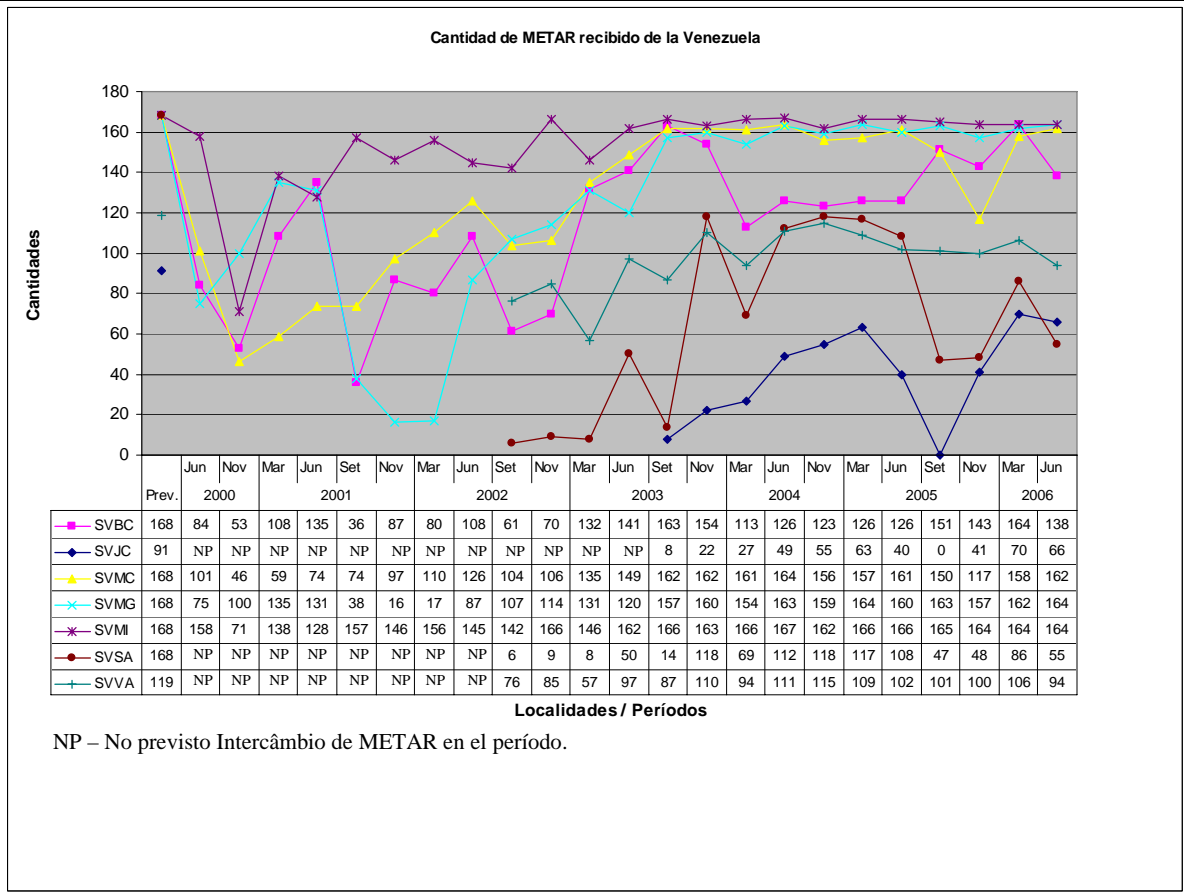
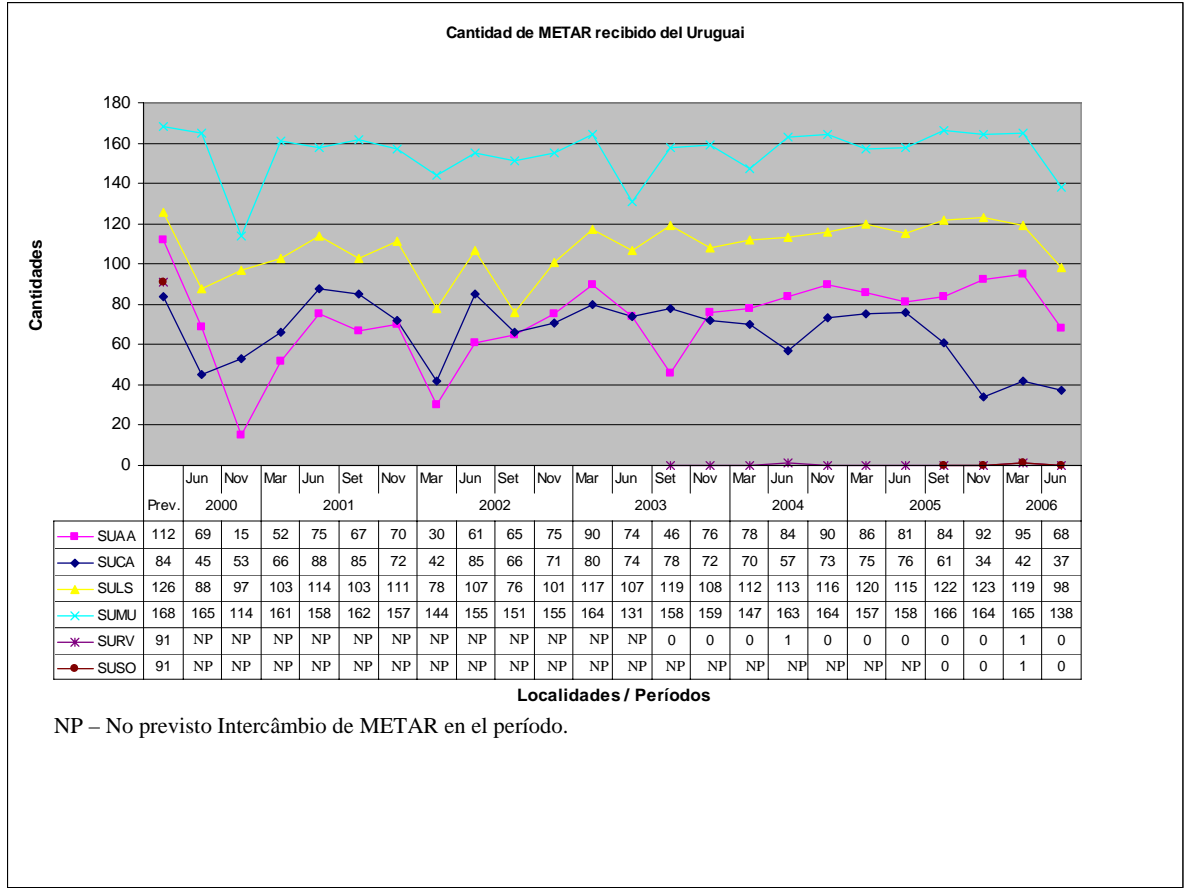


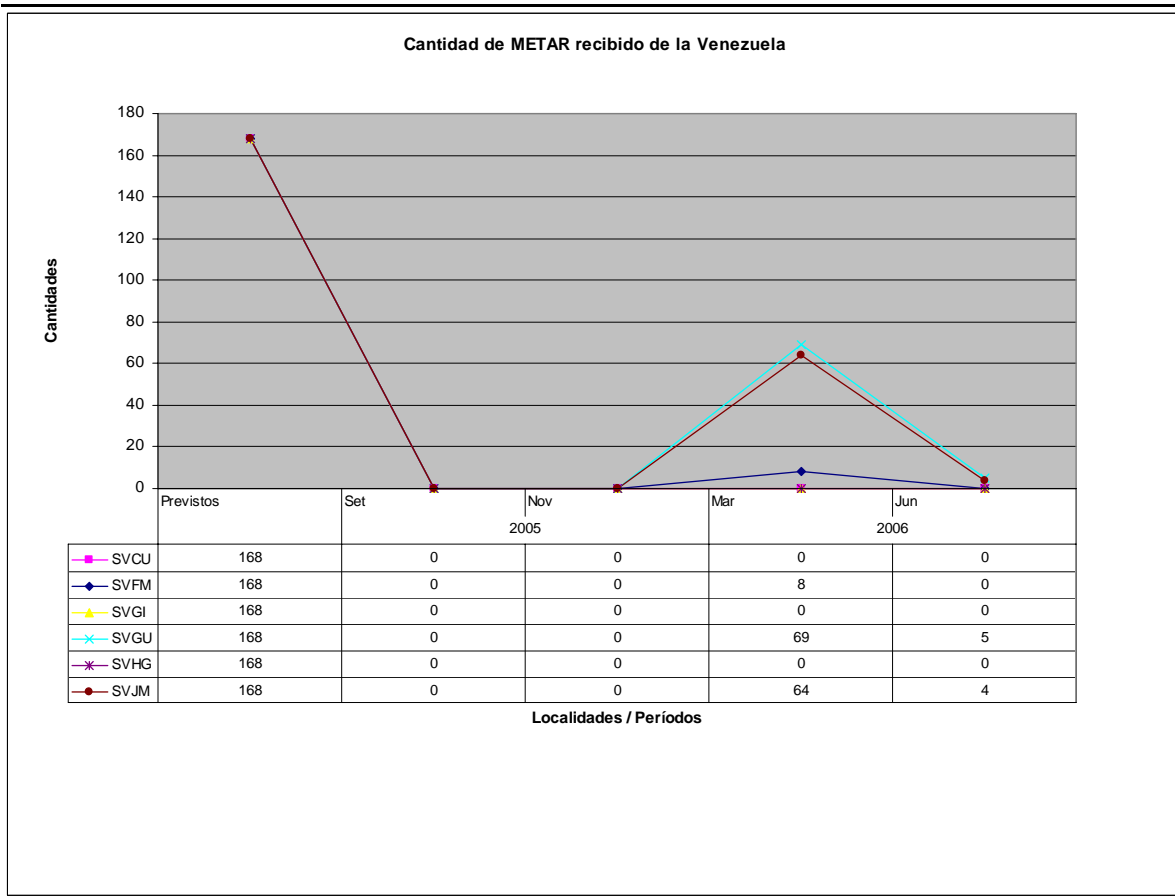
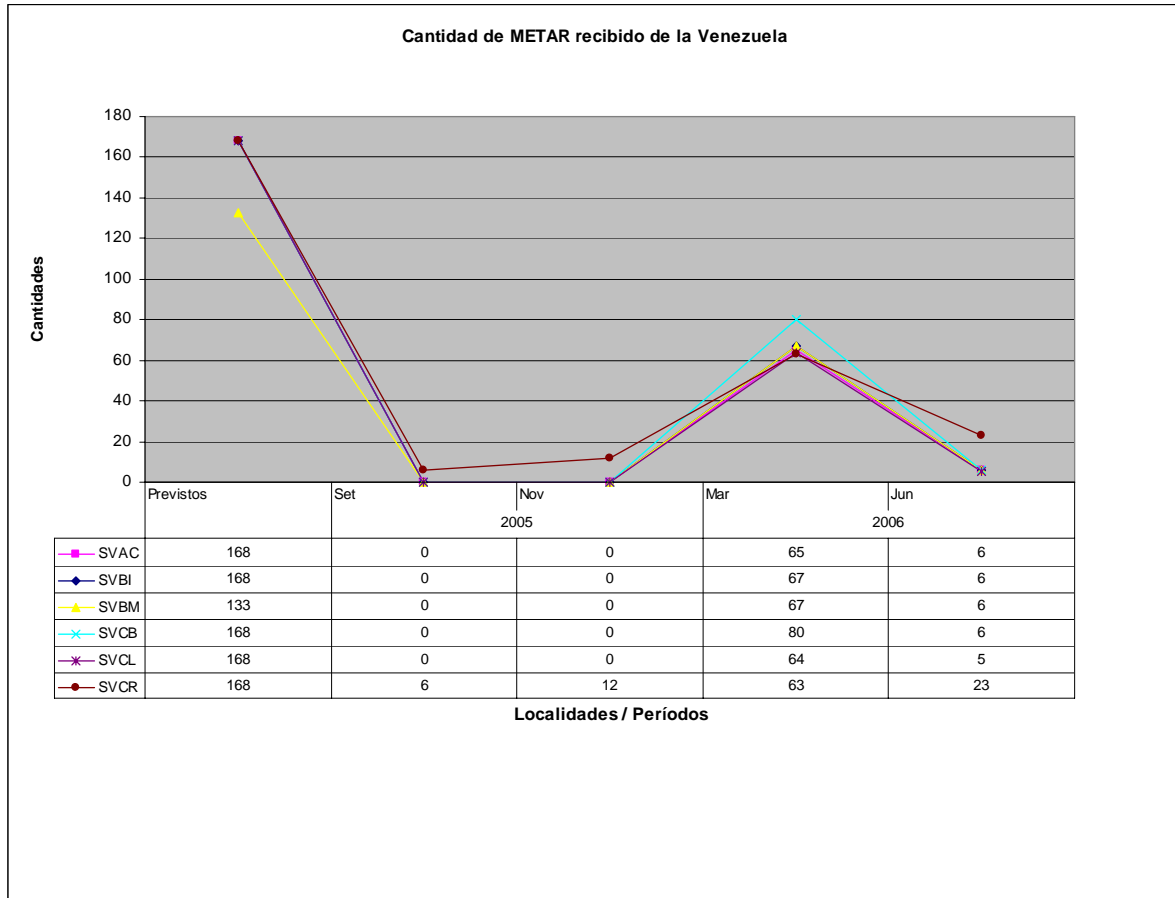


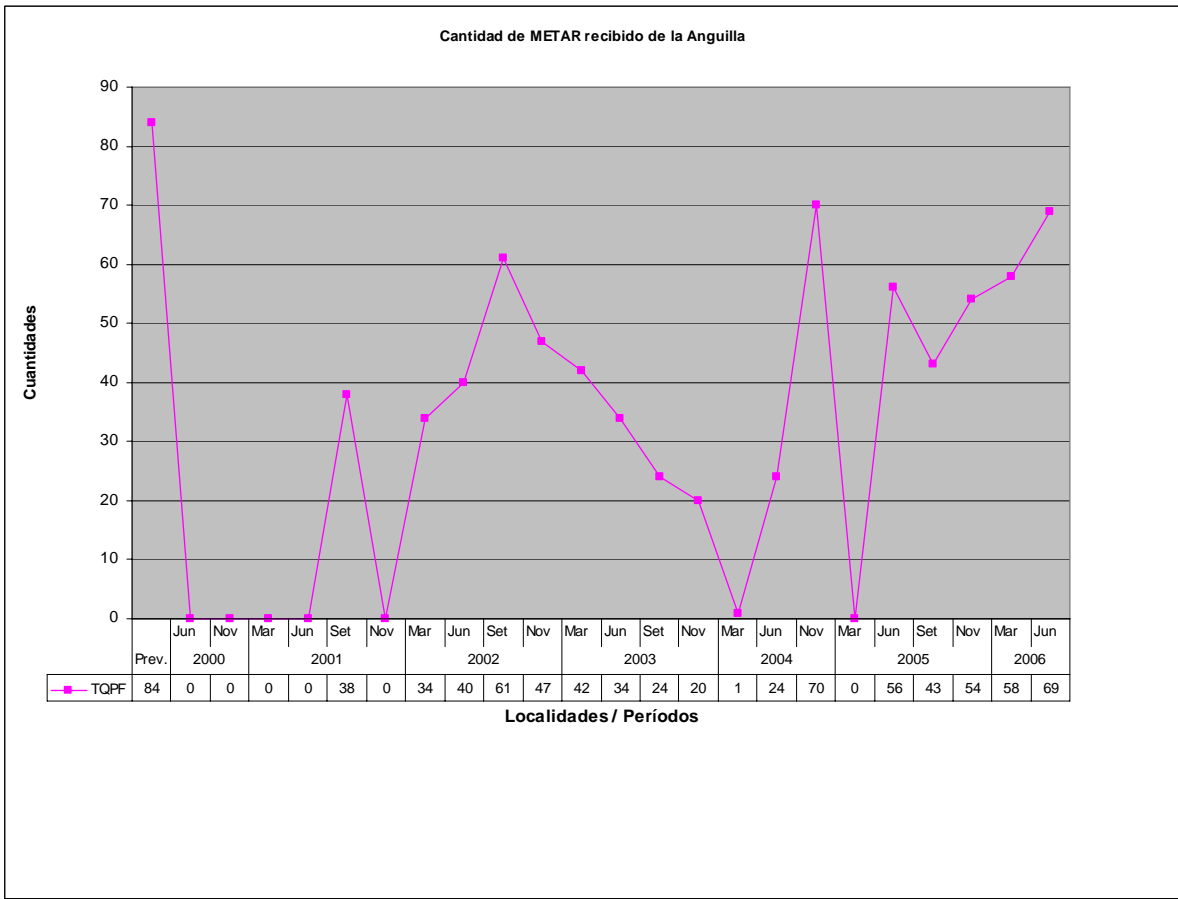
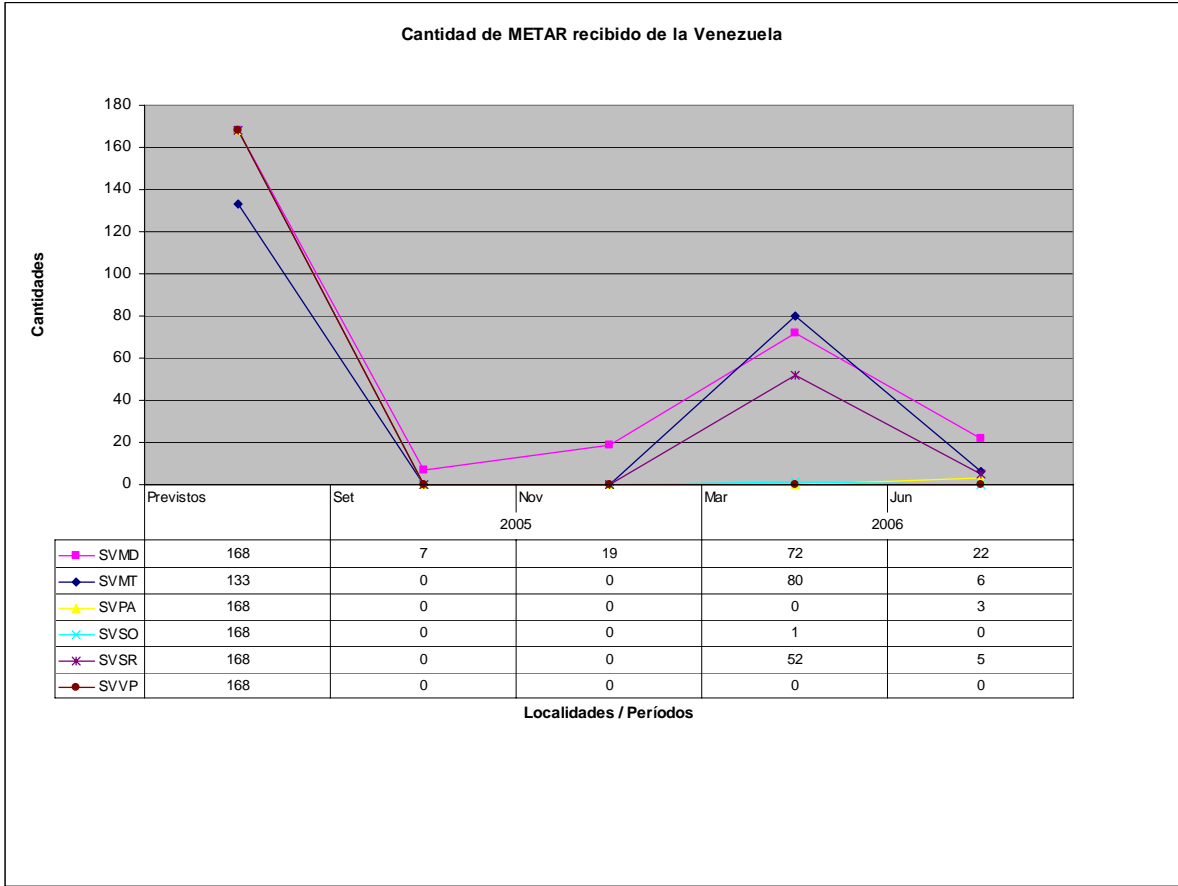


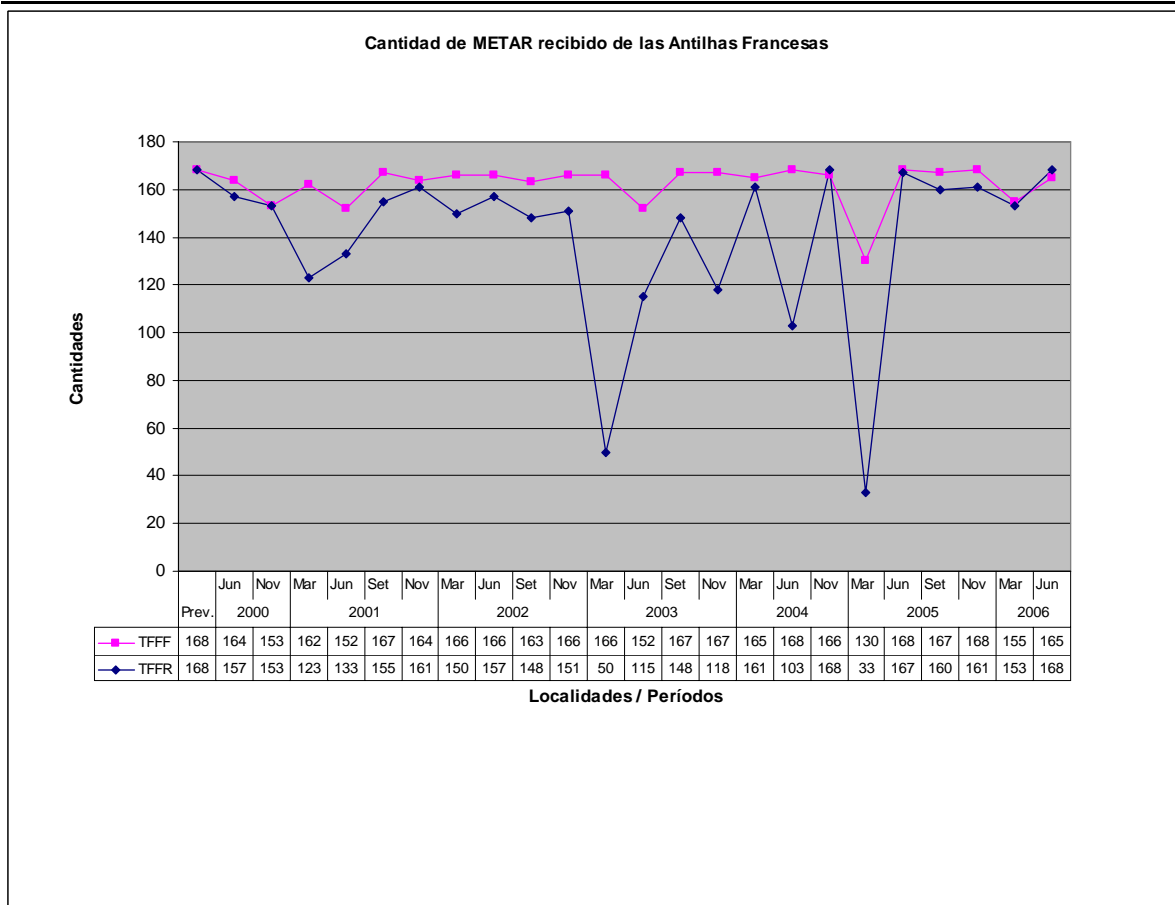
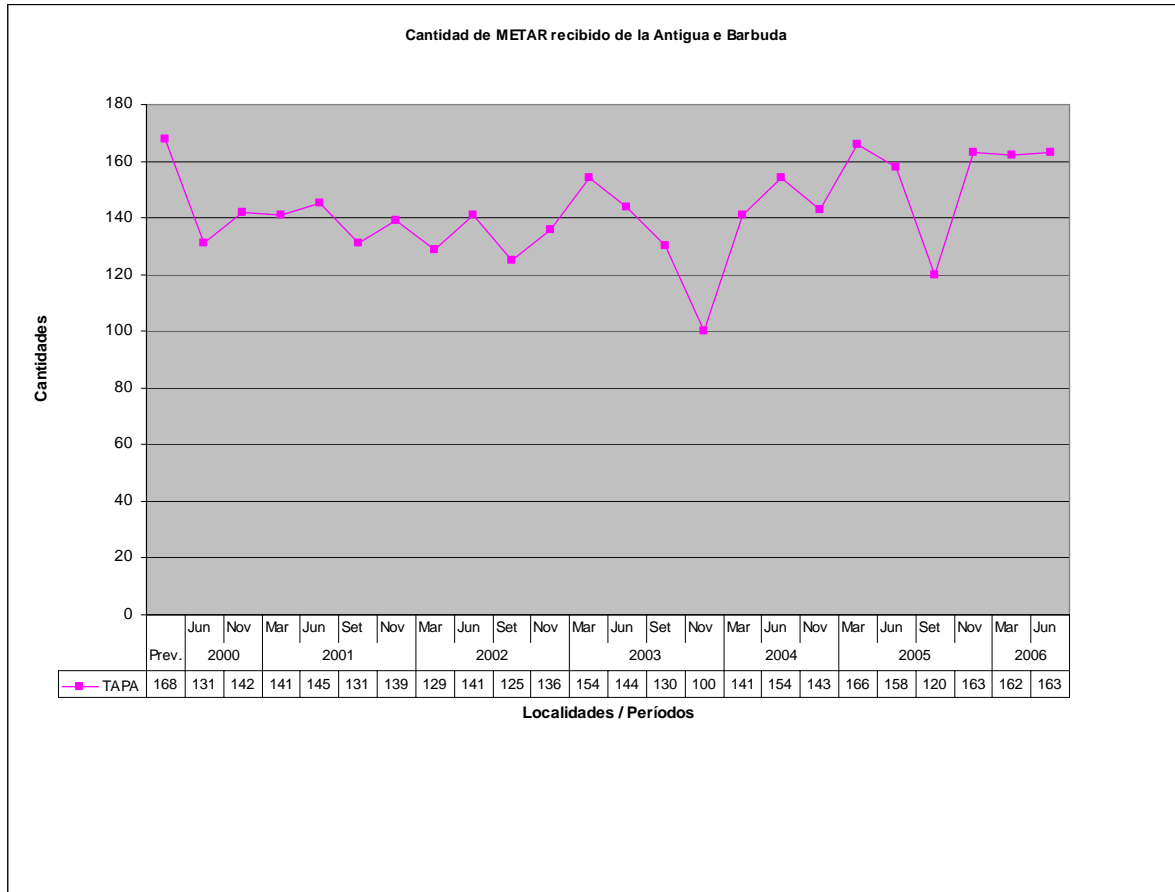


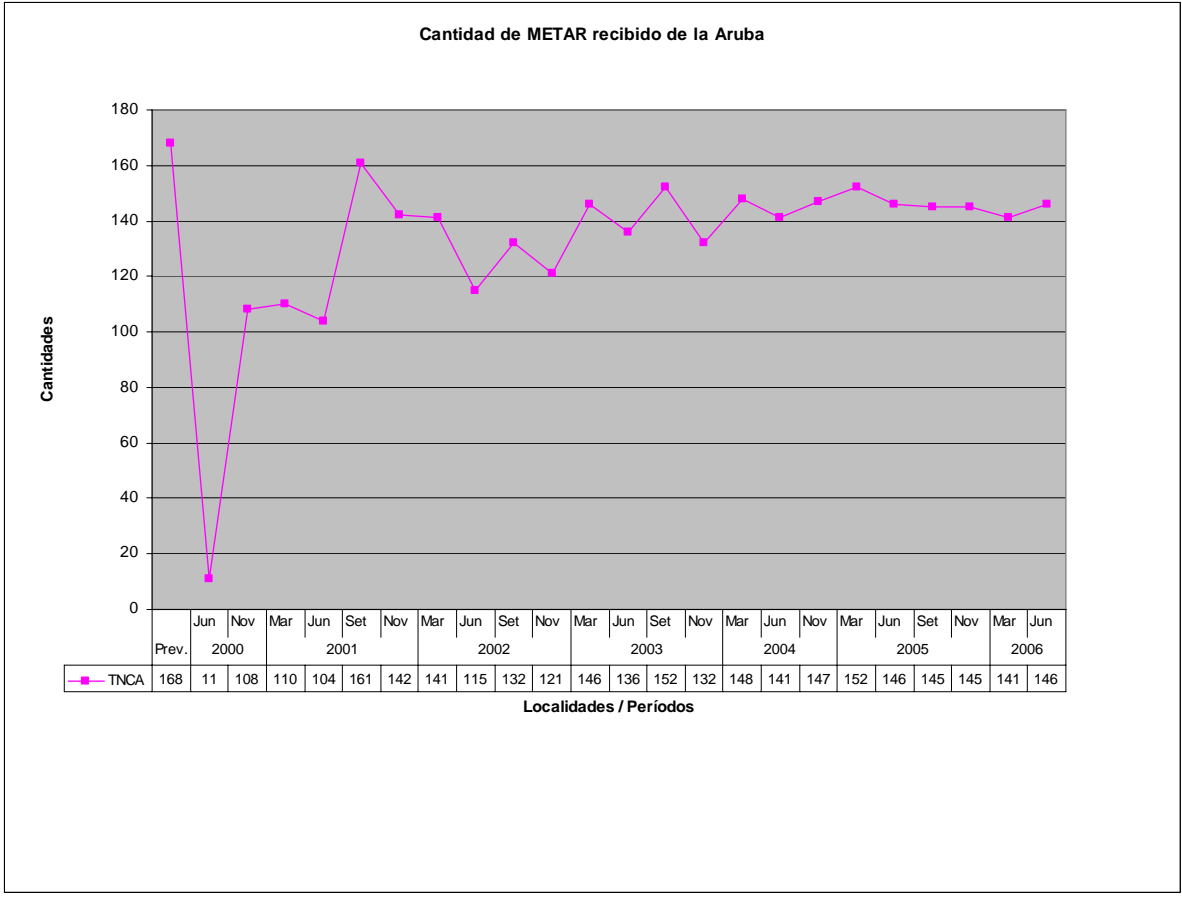
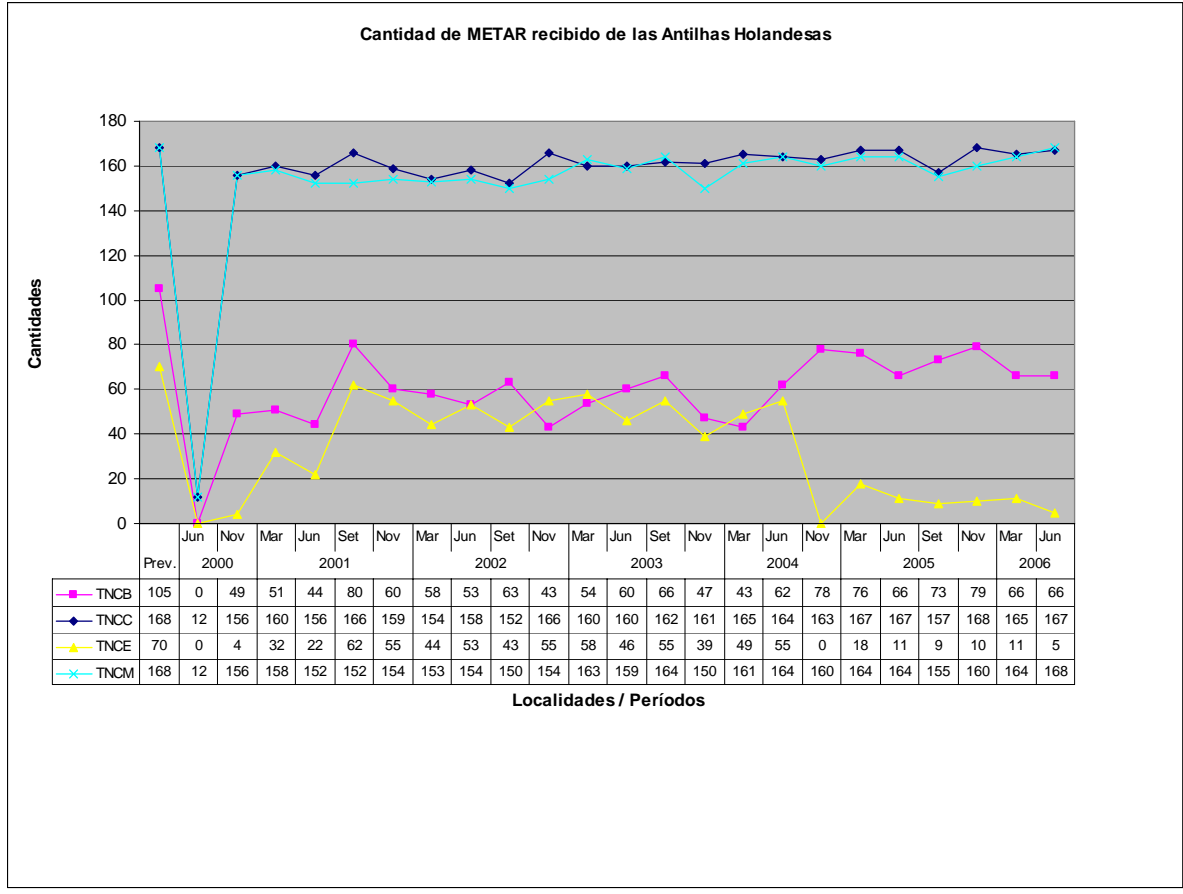


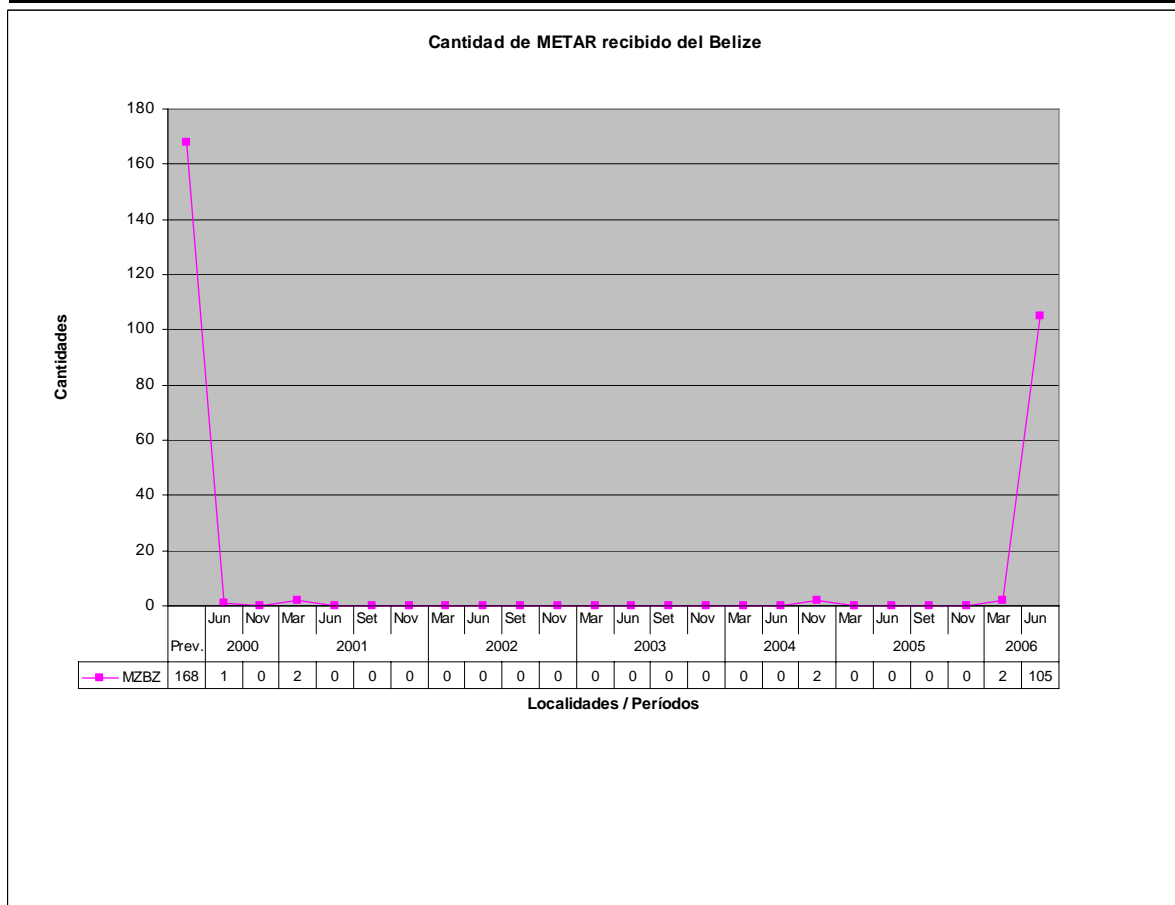
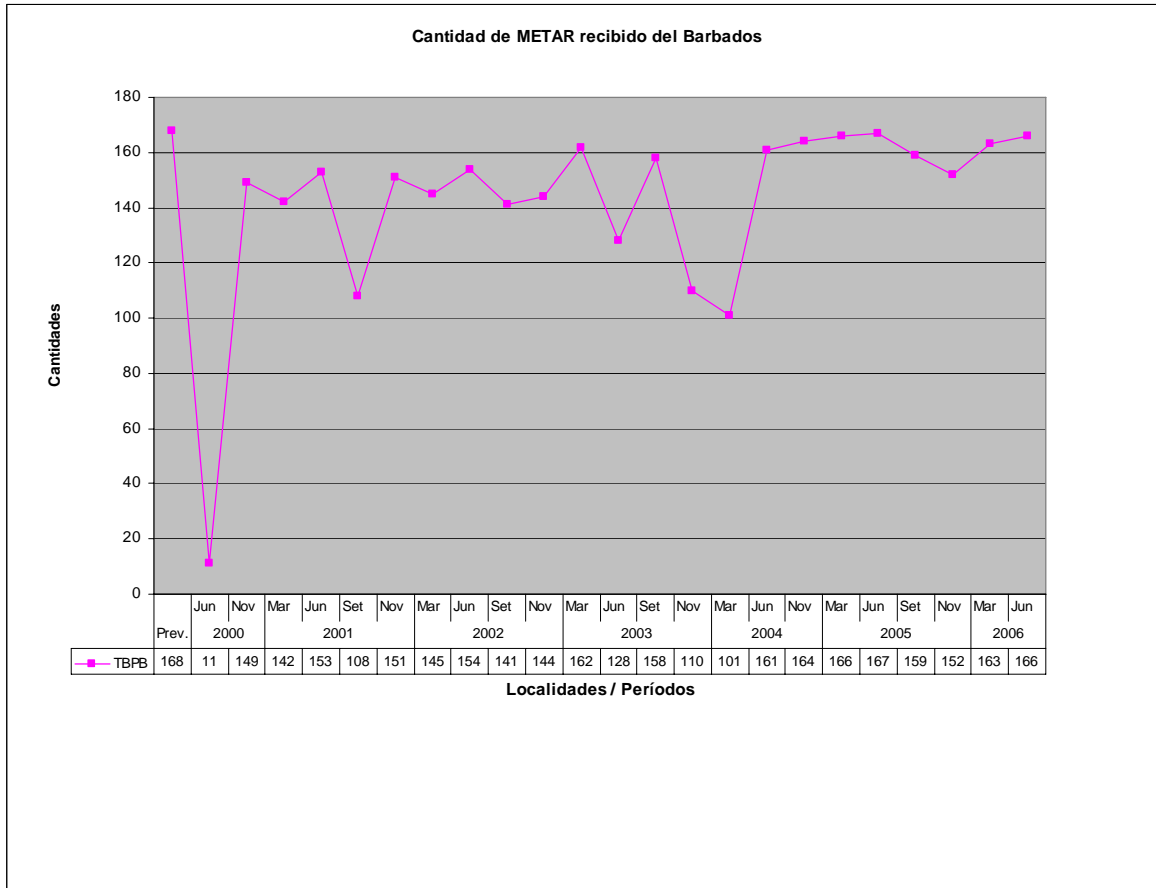


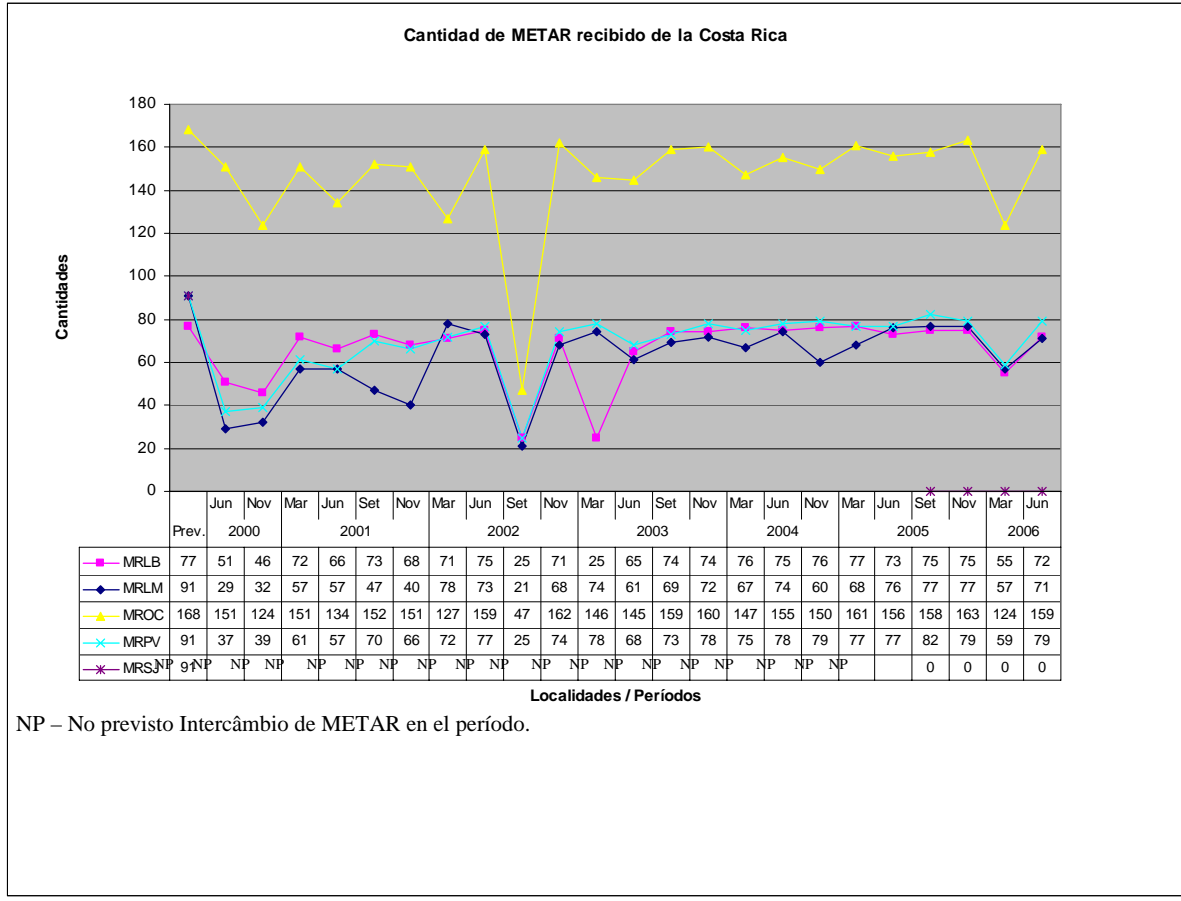


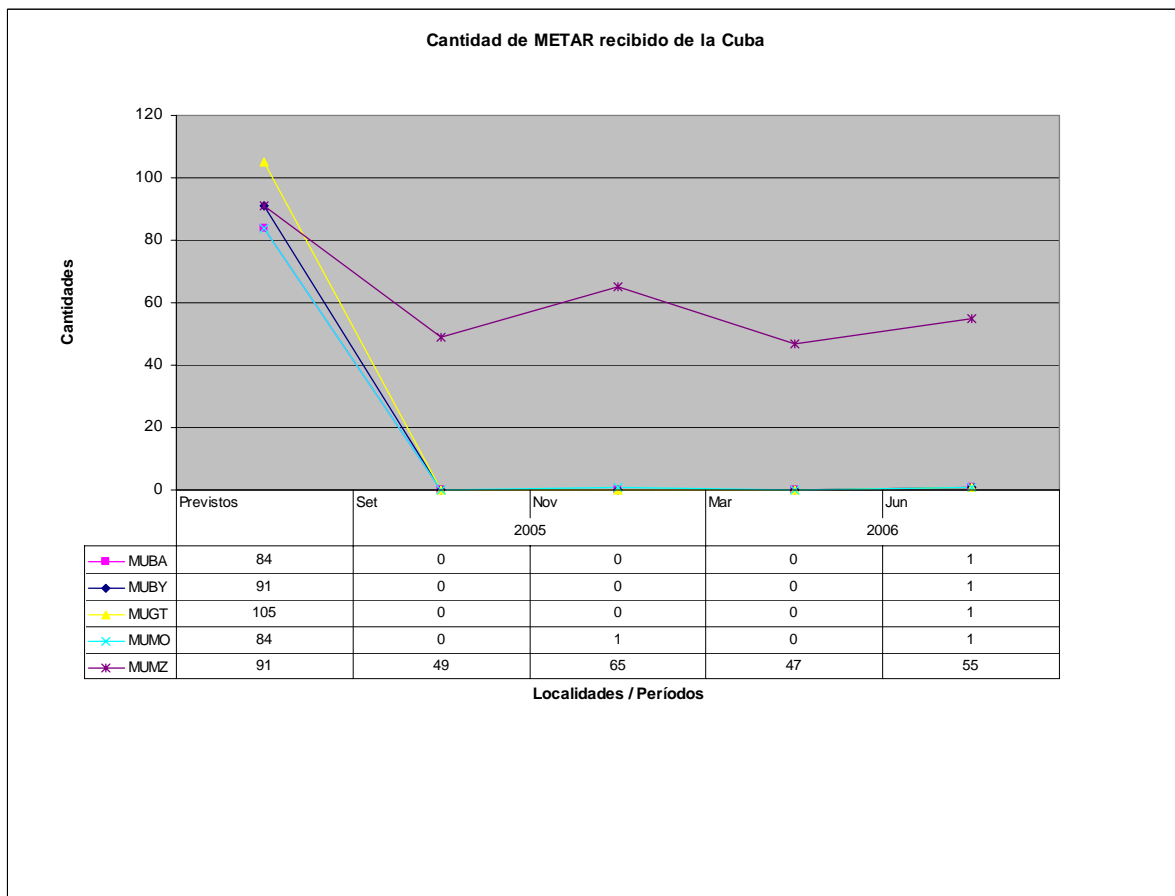
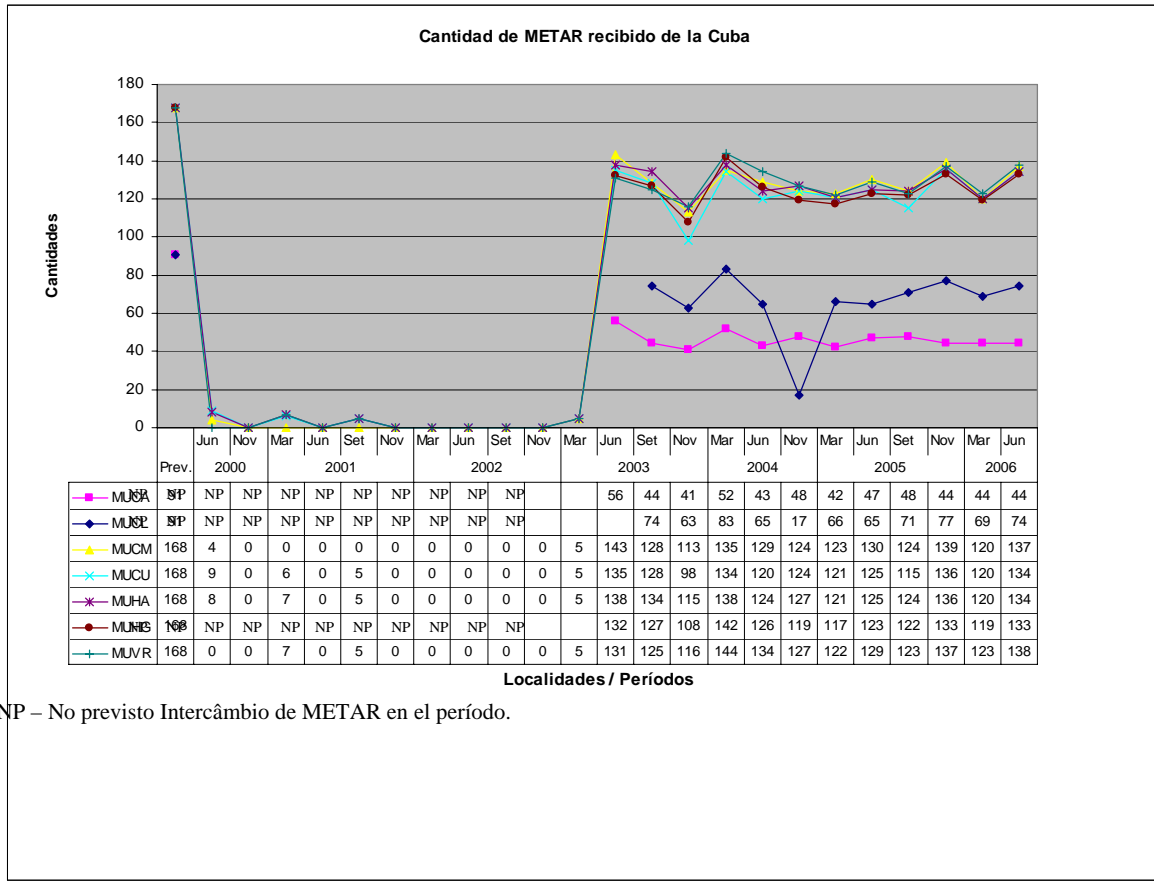


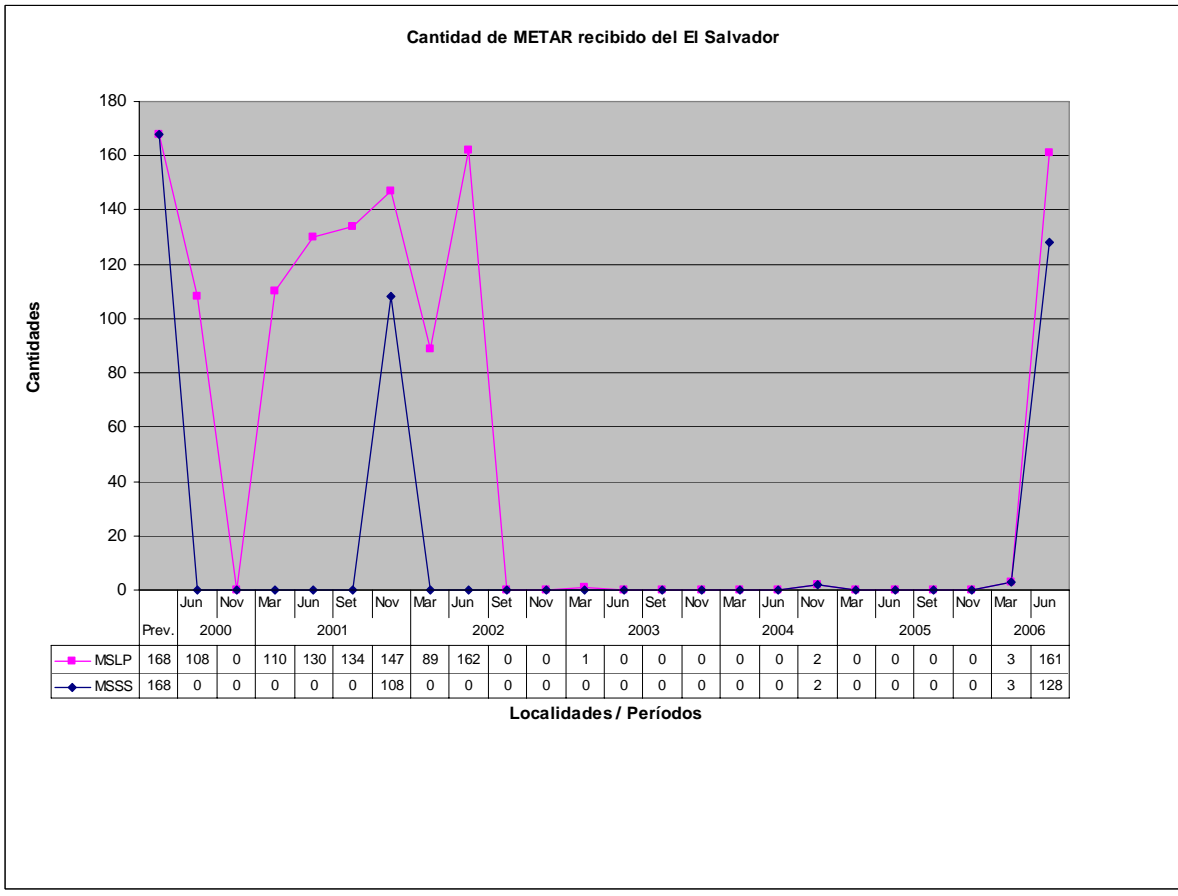
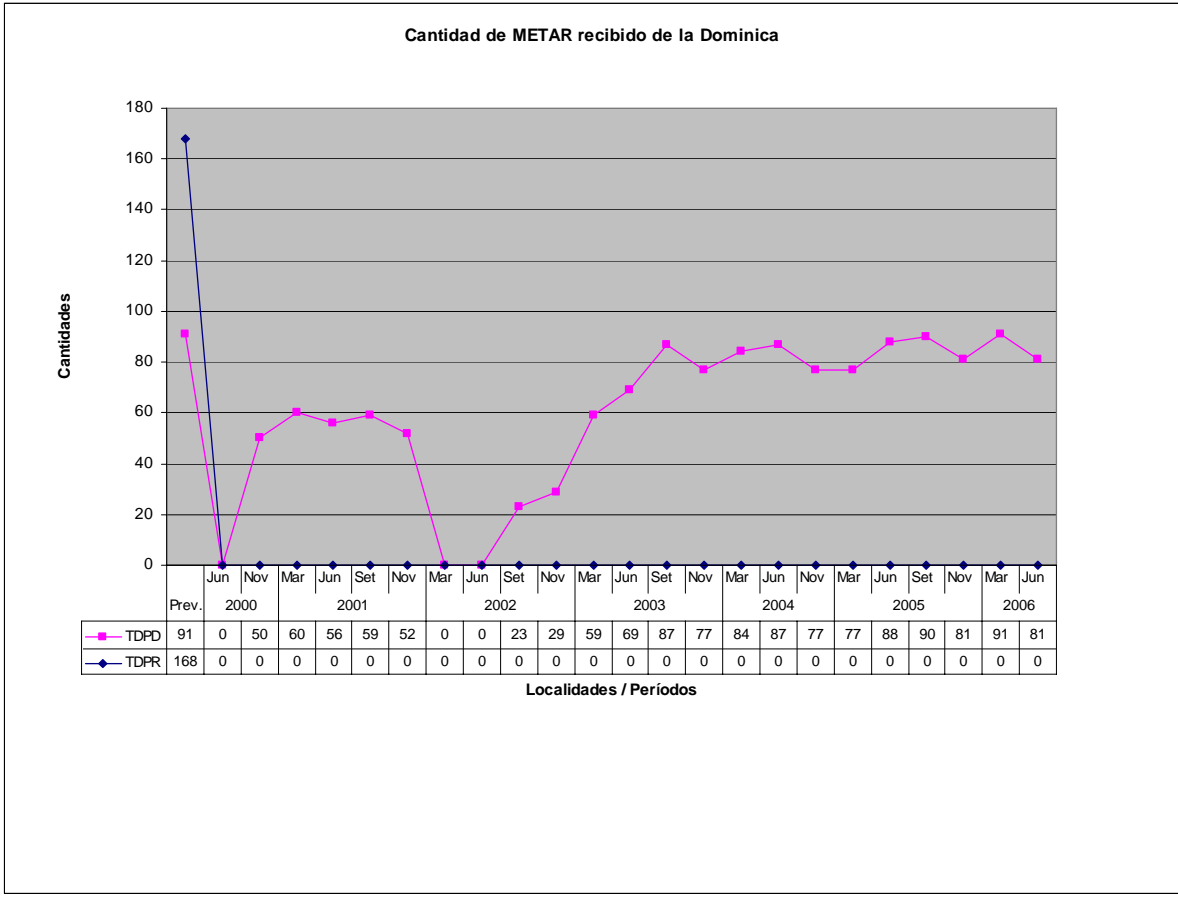


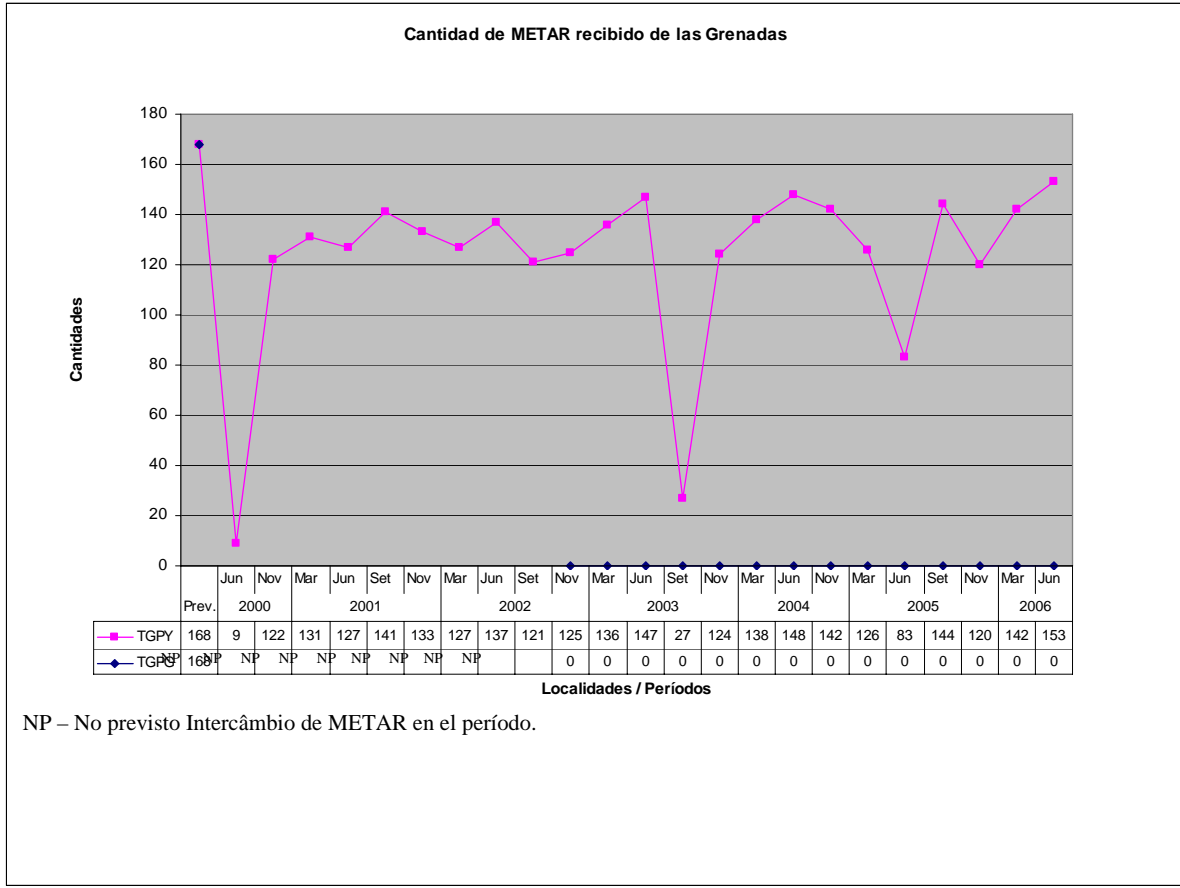




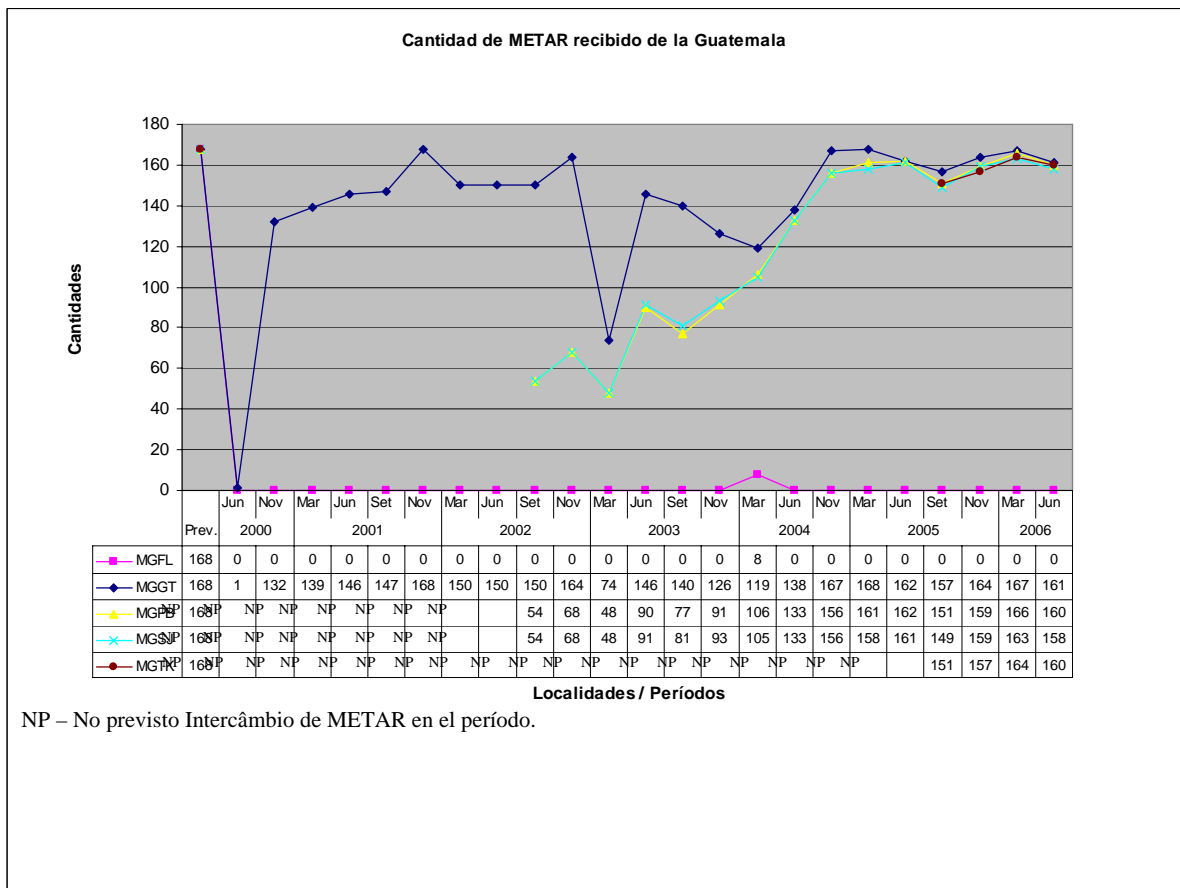




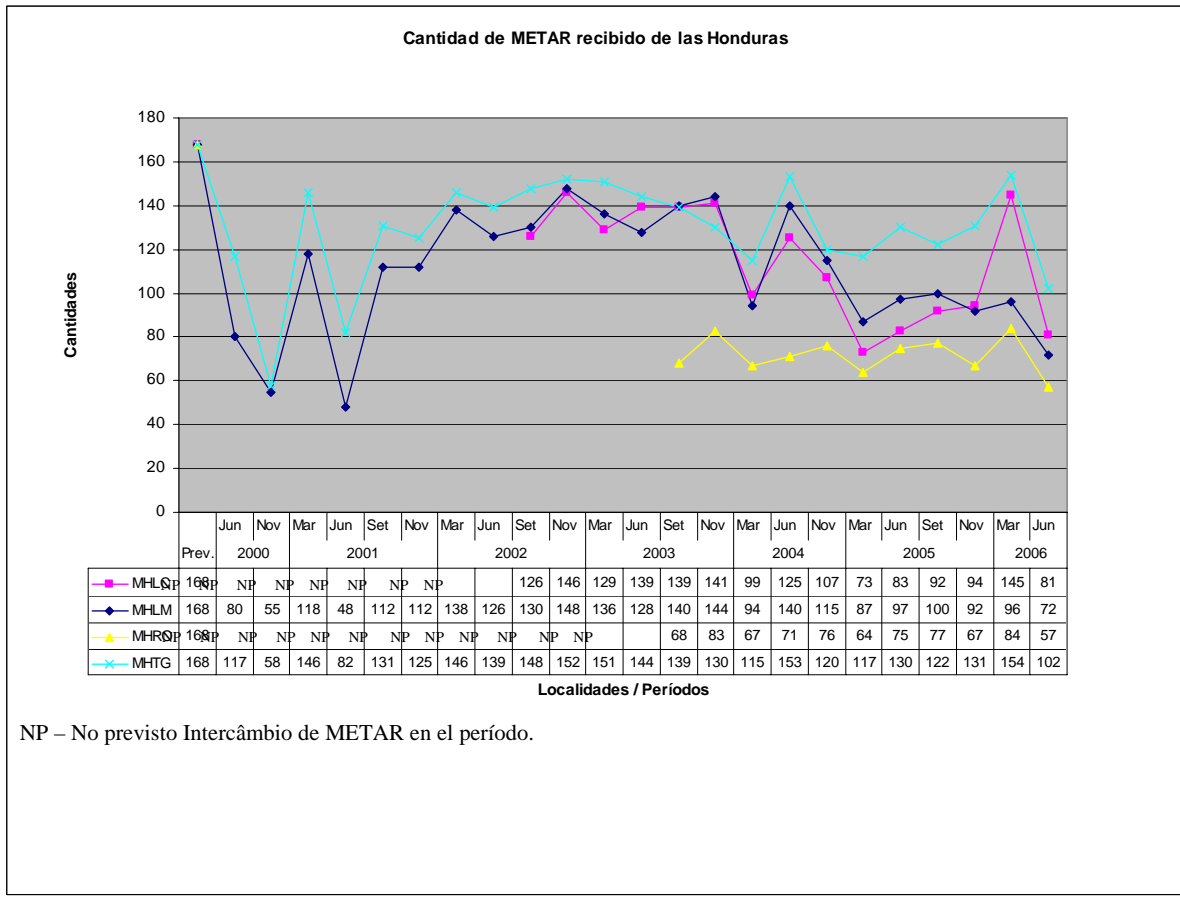
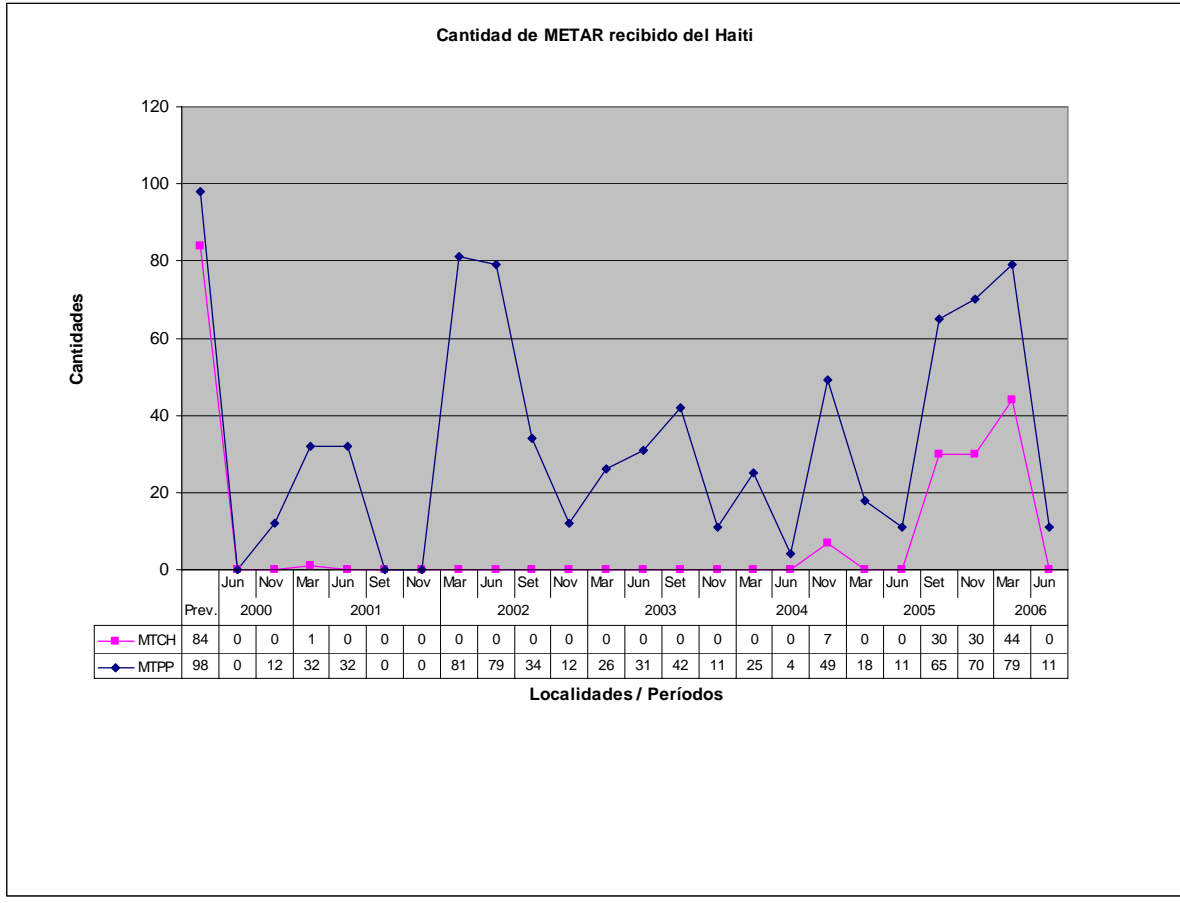


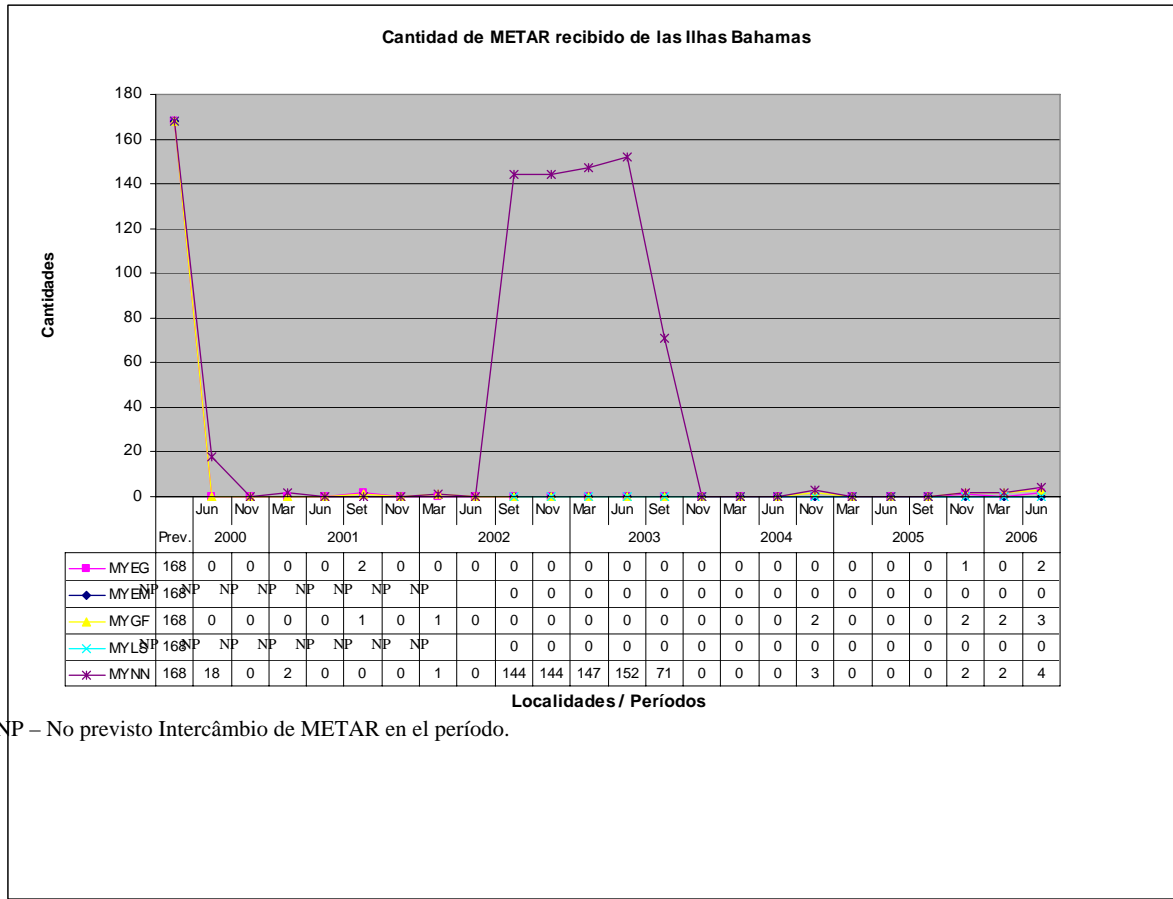


NP – No previsto Intercambio de METAR en el período.

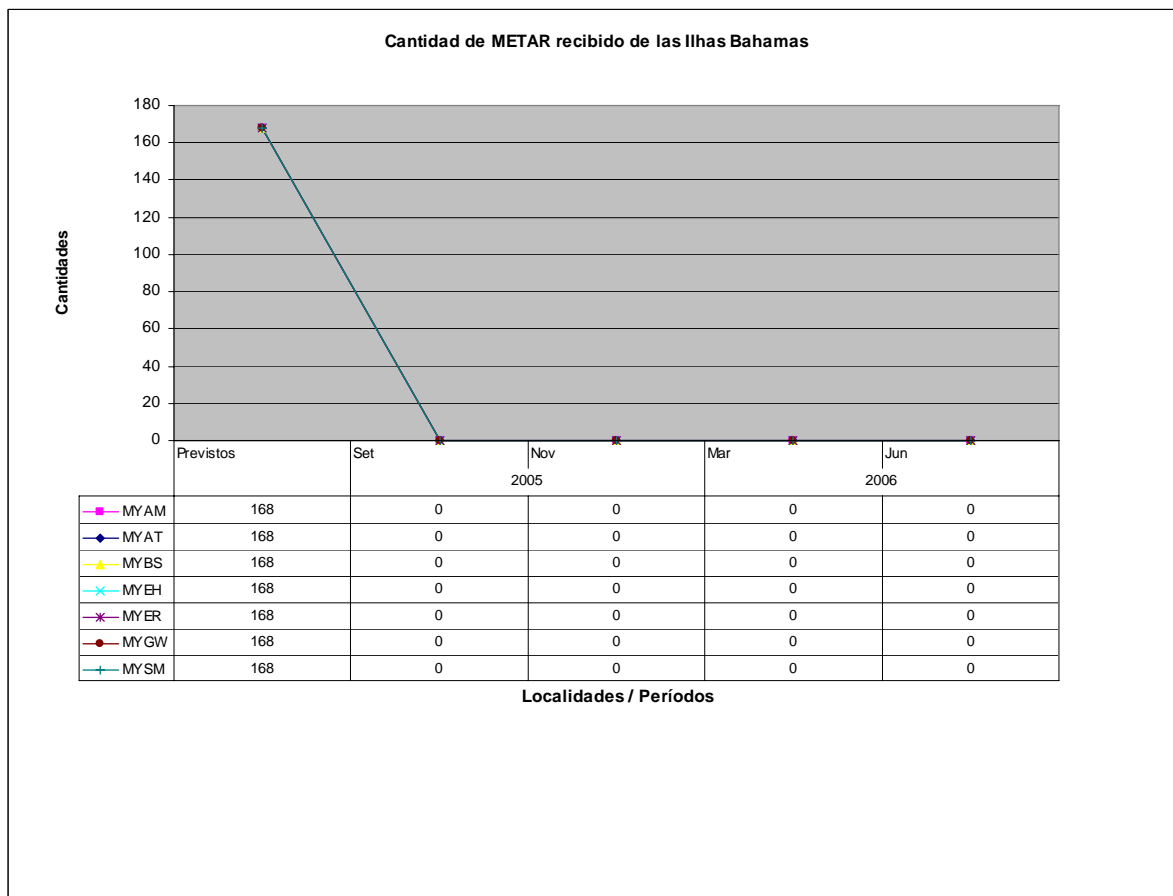


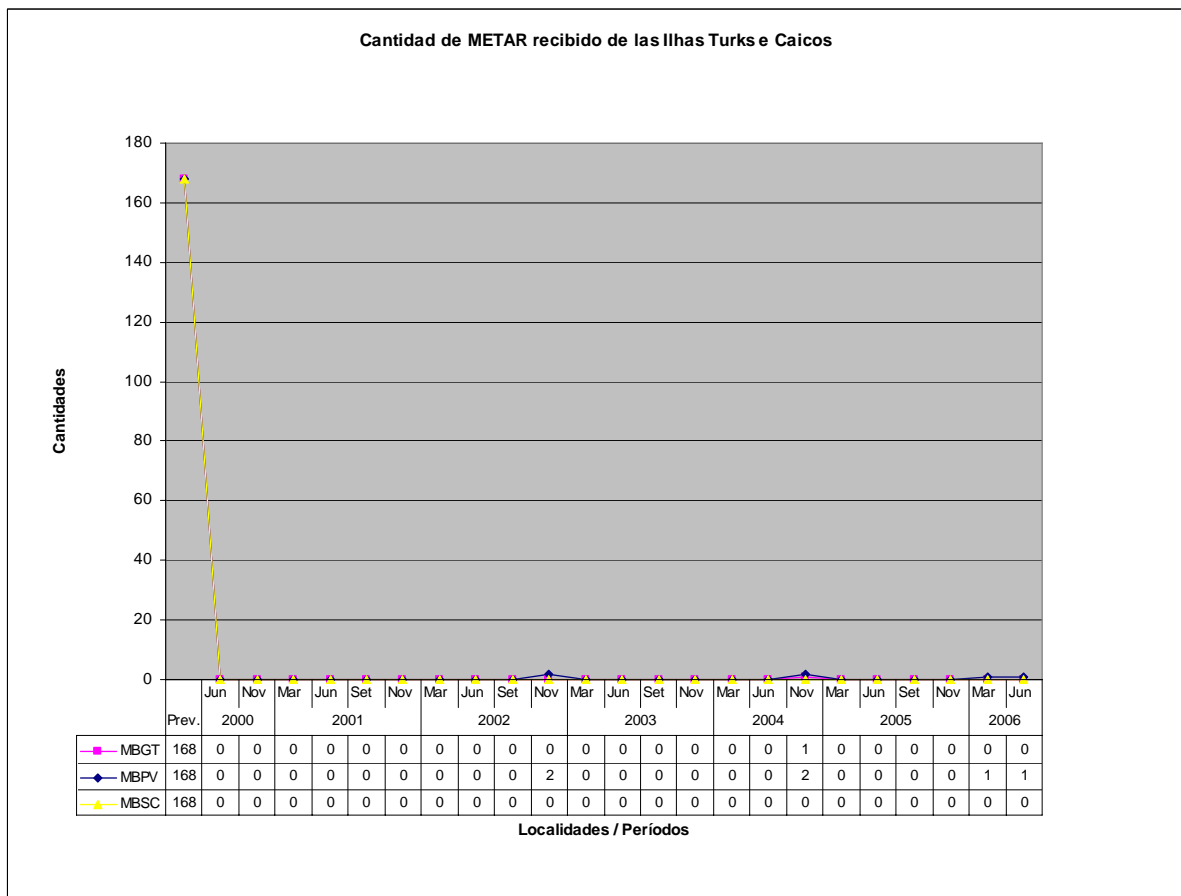
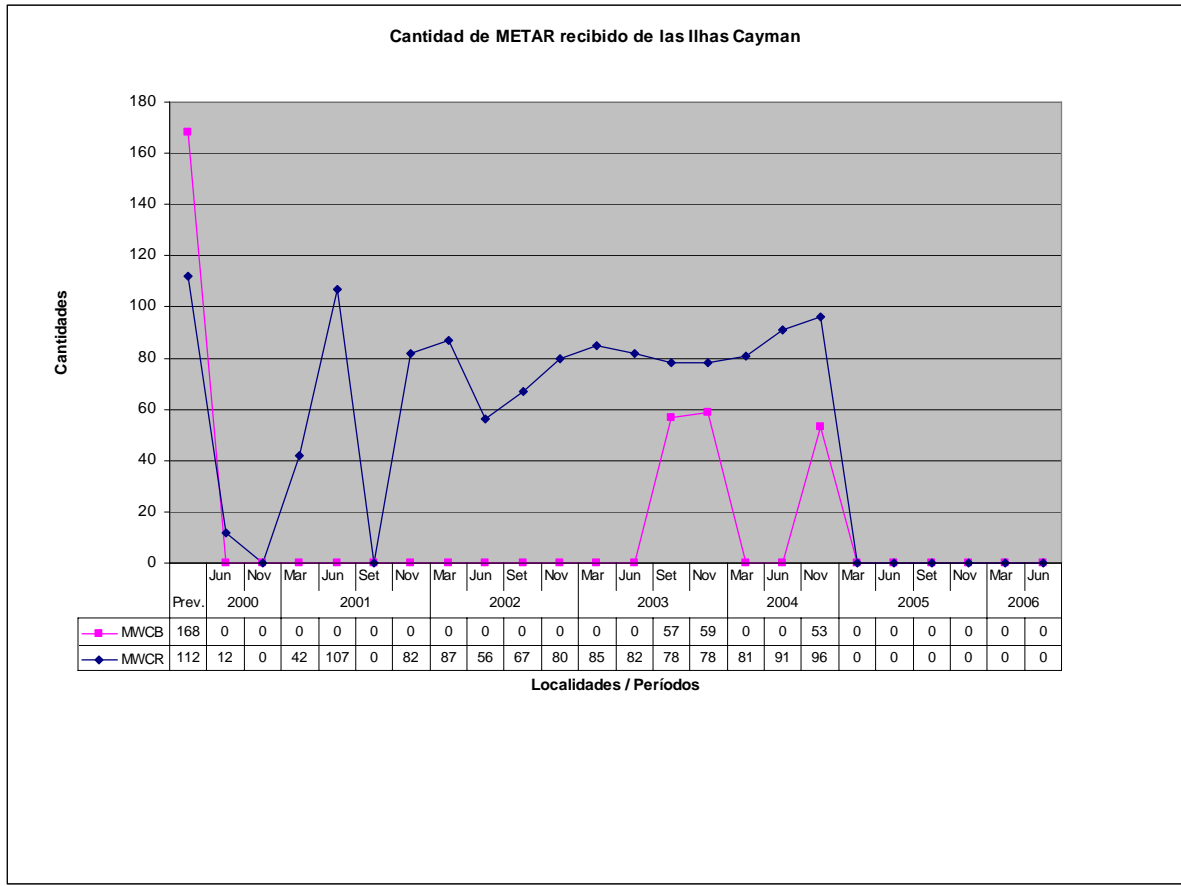
NP – No previsto Intercambio de METAR en el período.

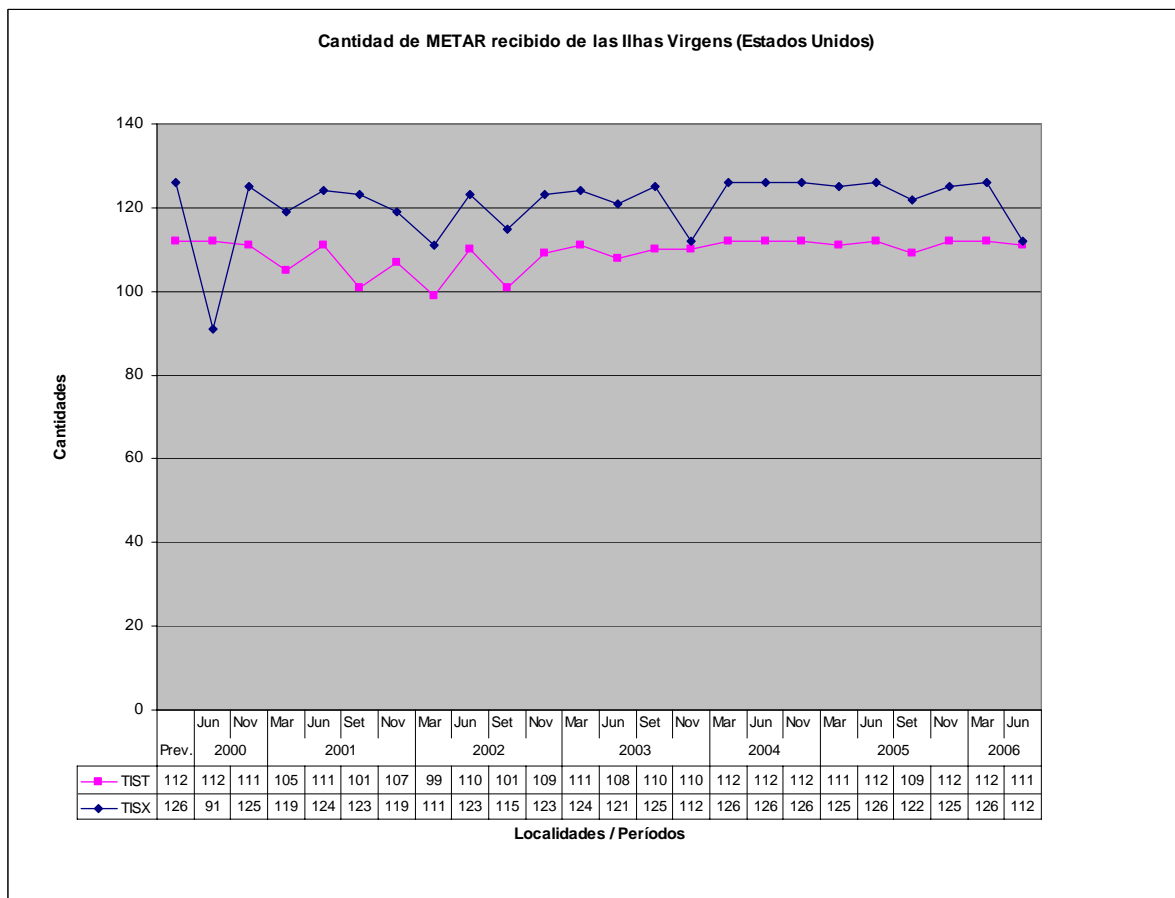
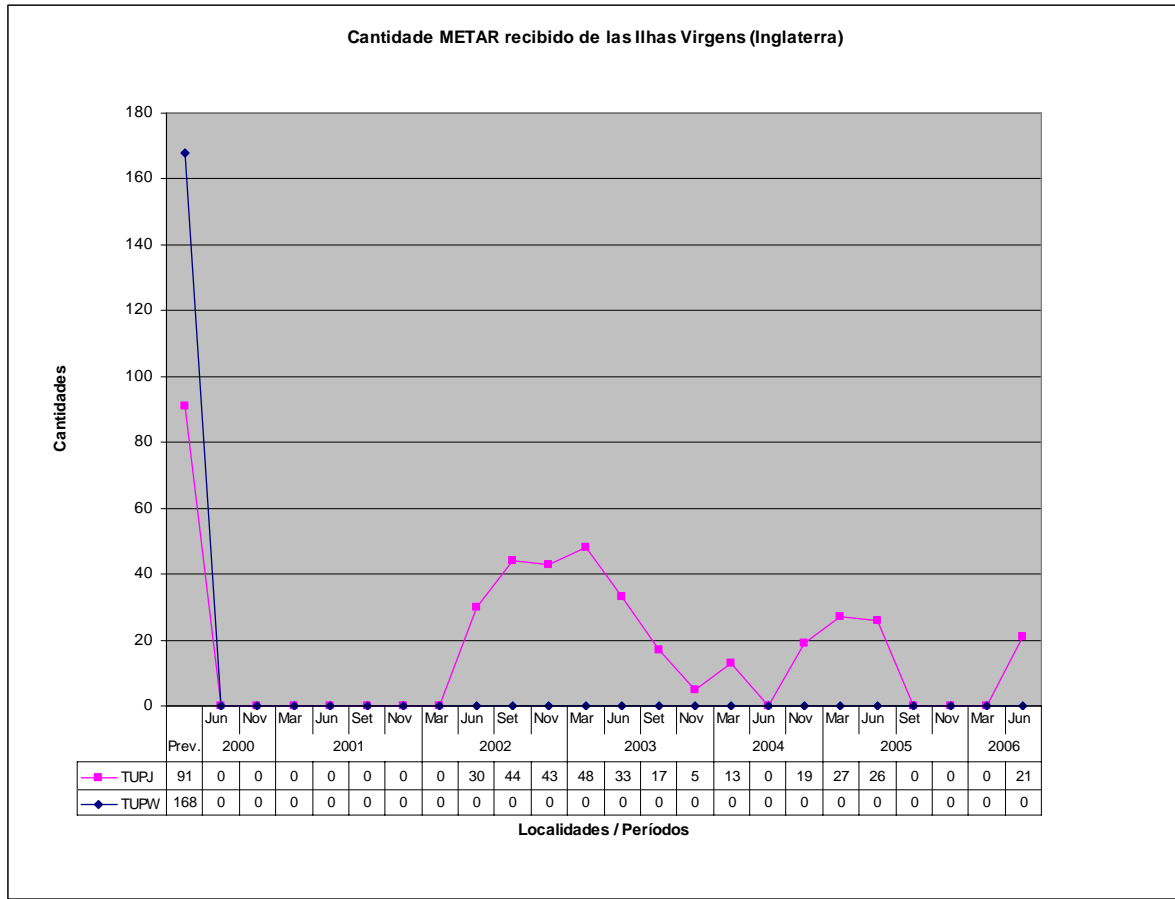


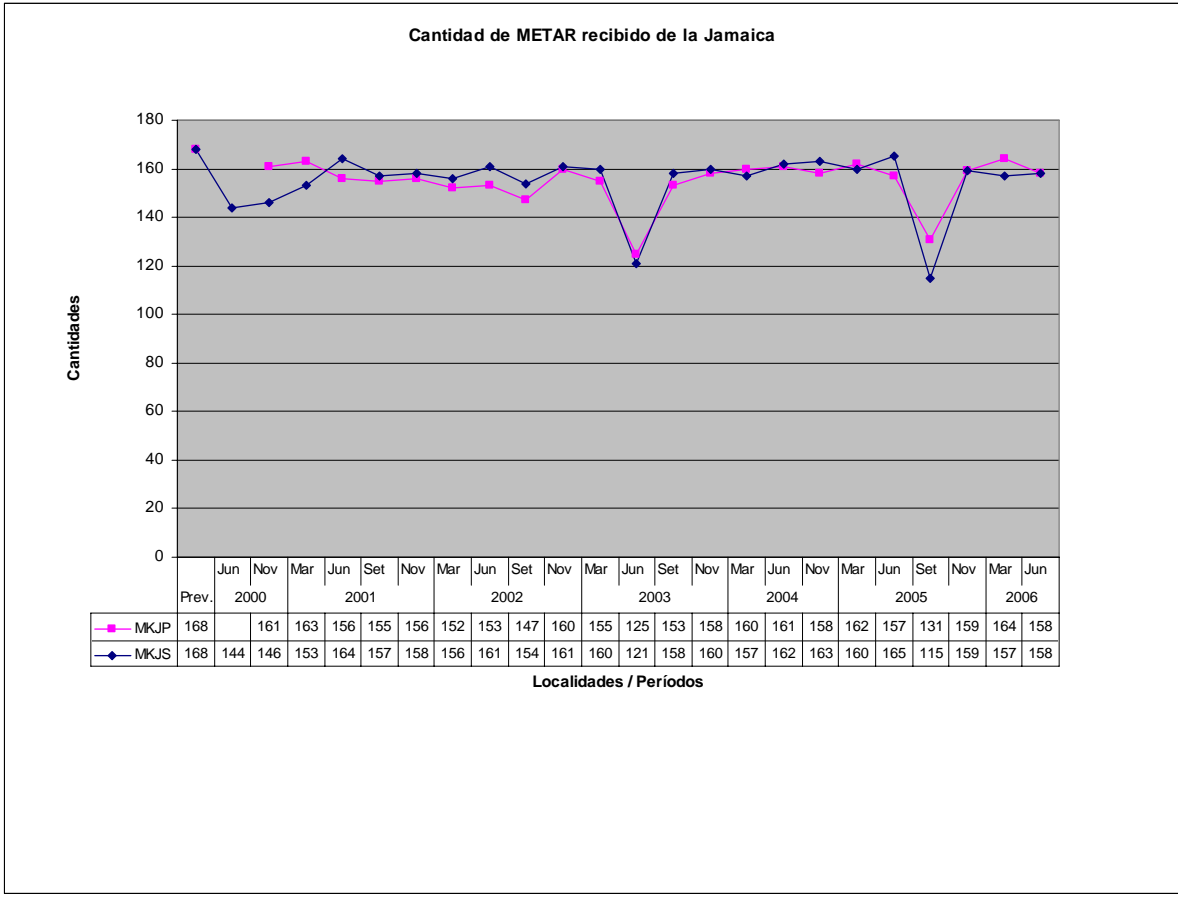


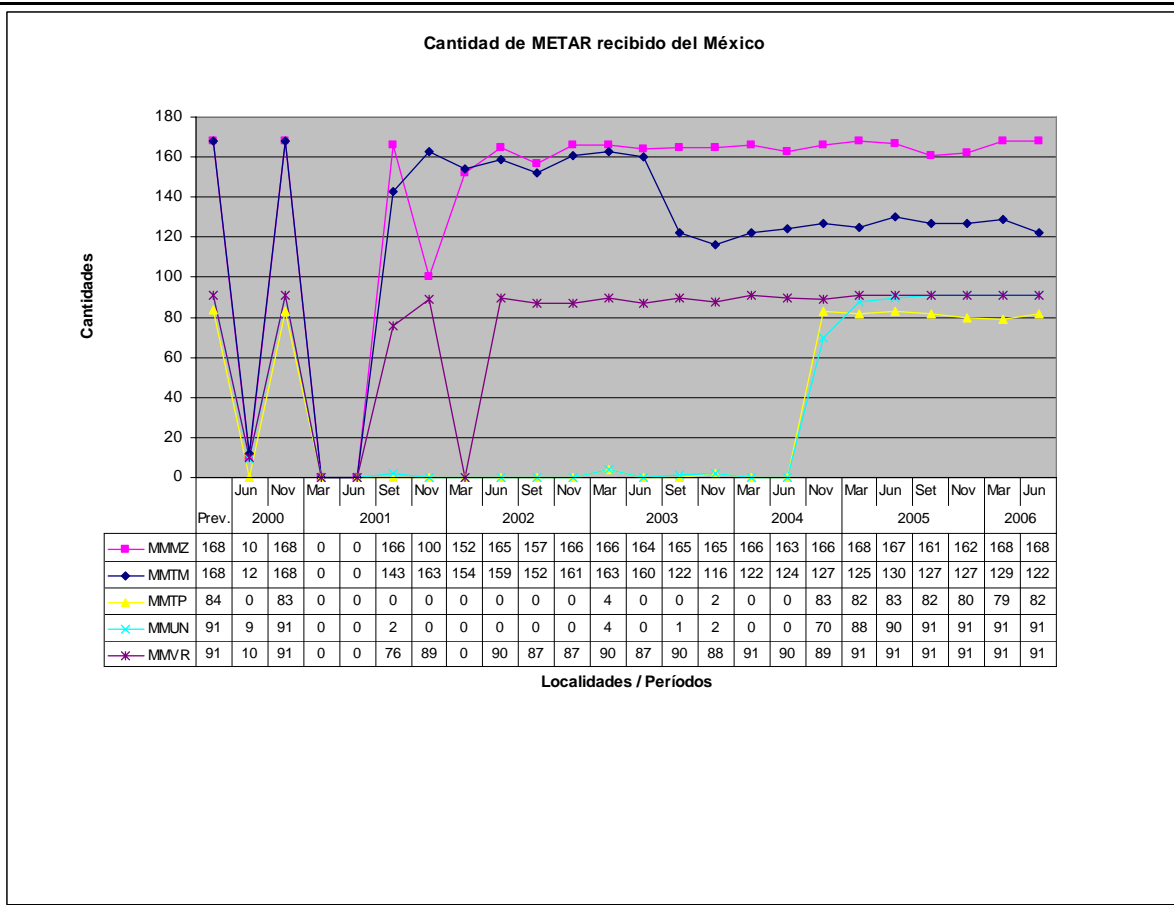
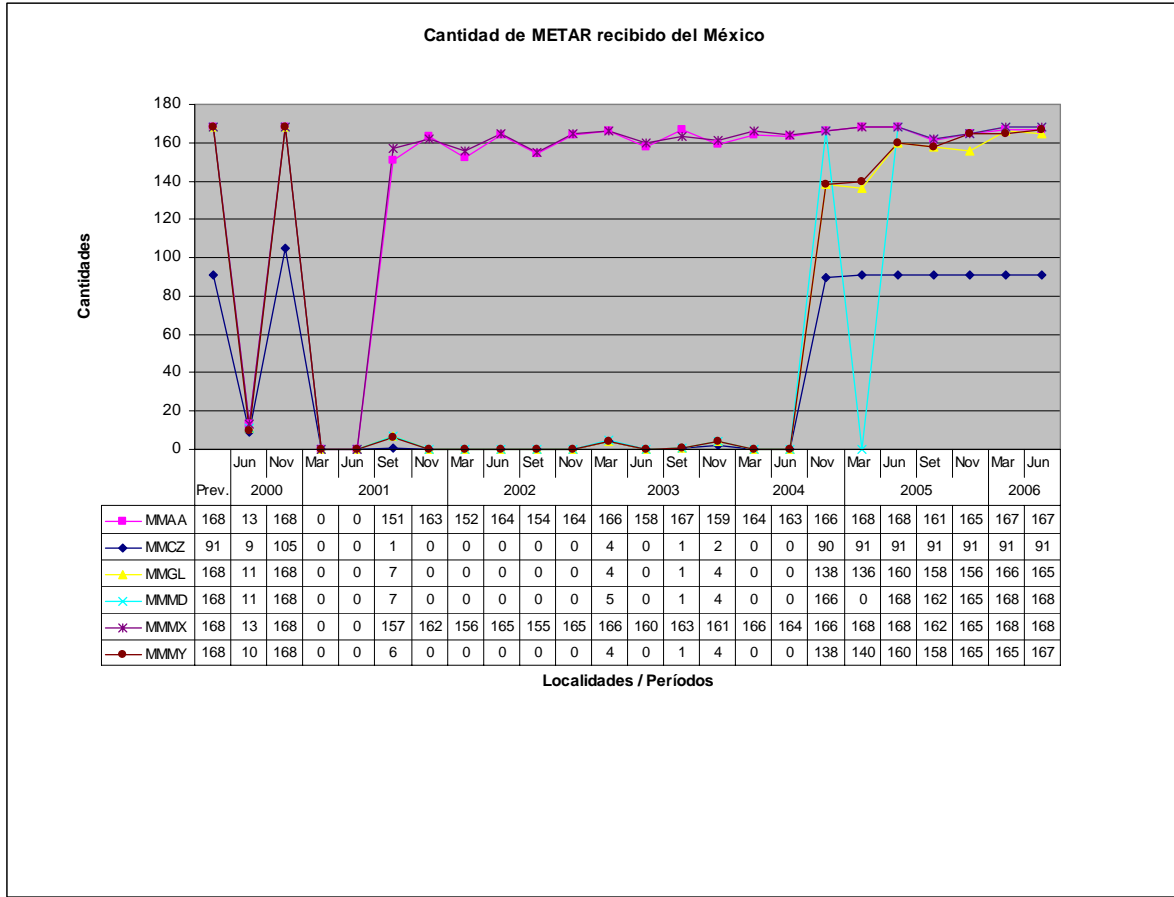
NP – No previsto Intercambio de METAR en el período.

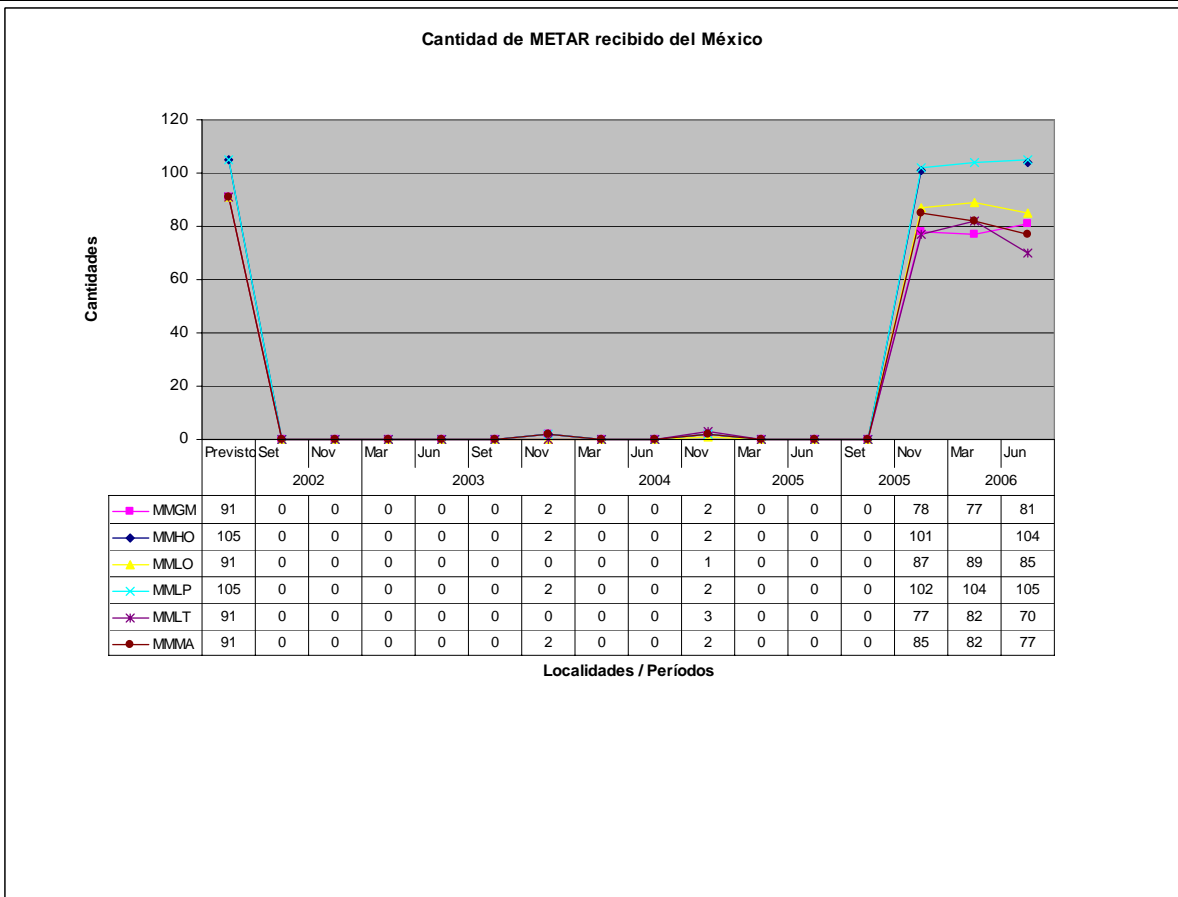
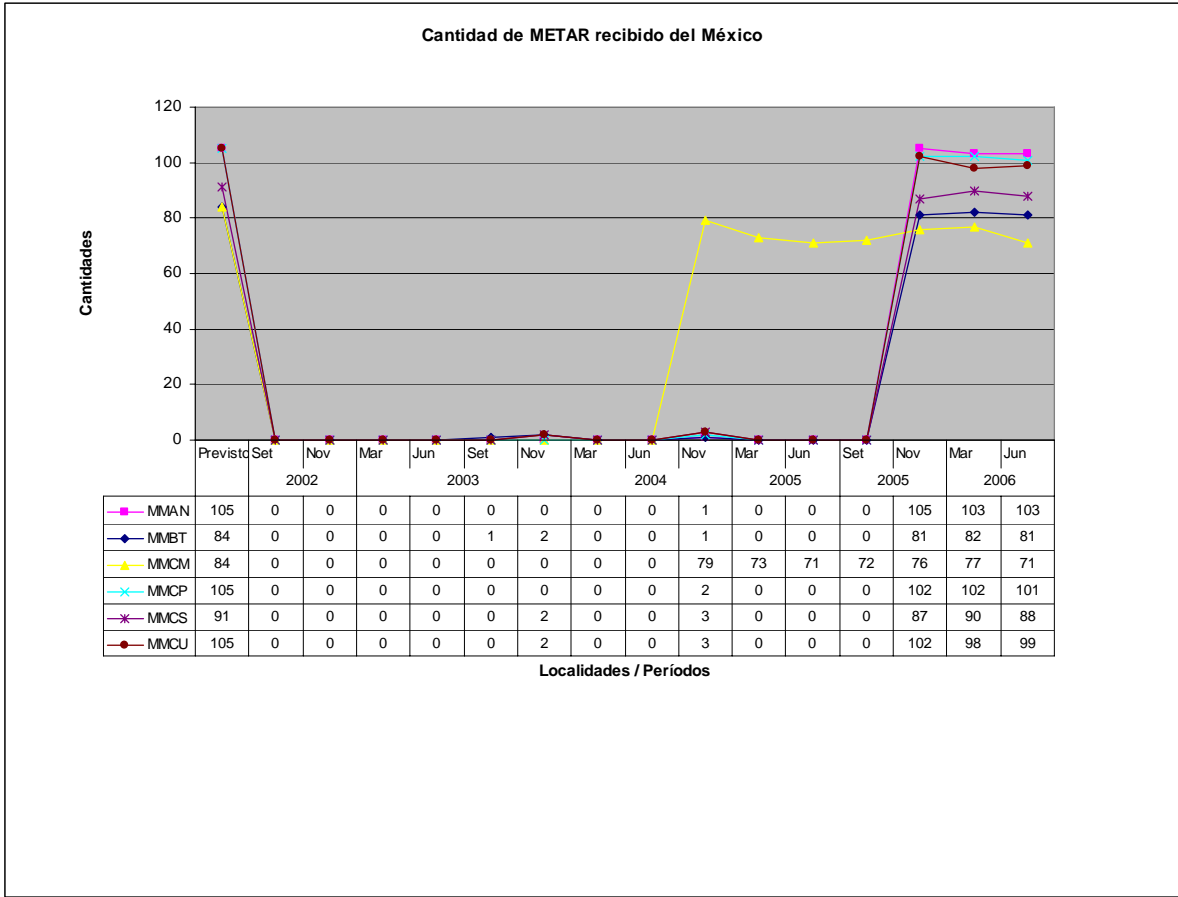


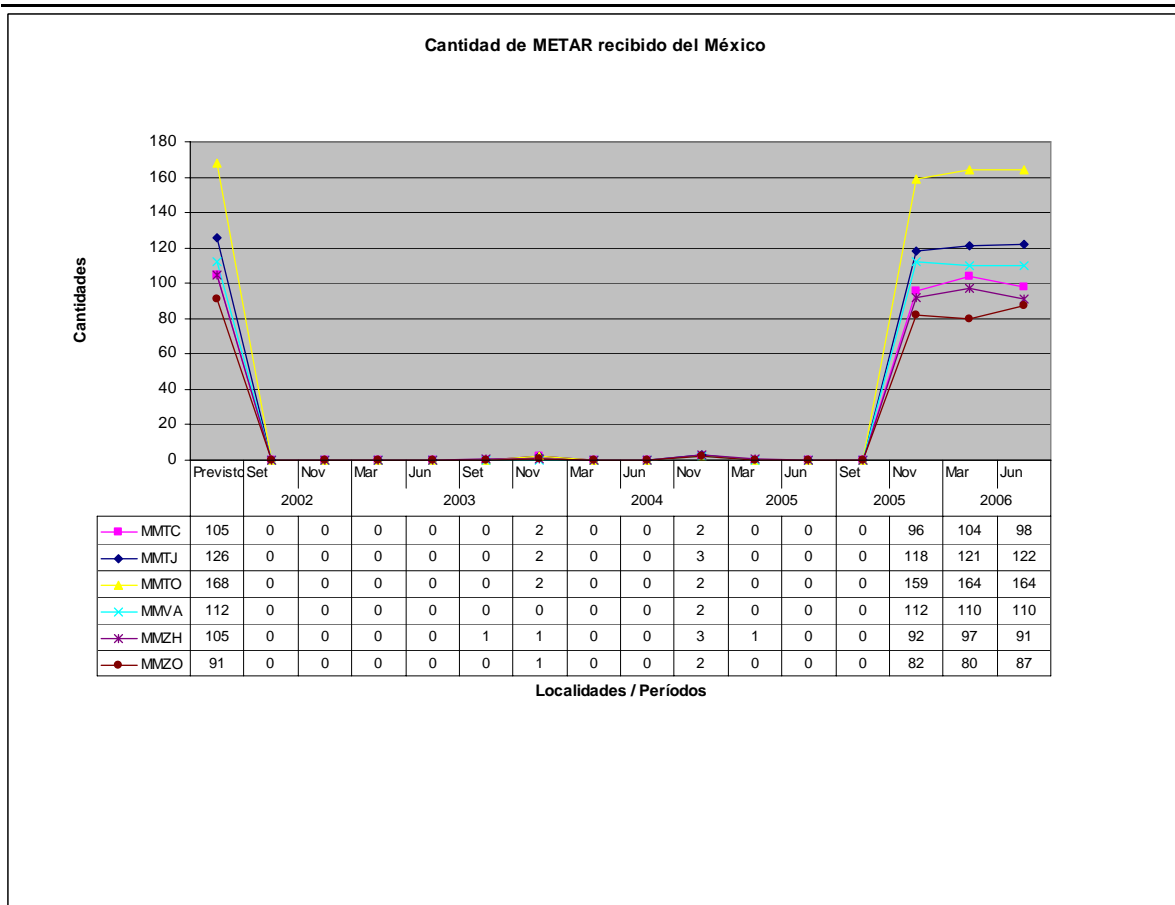
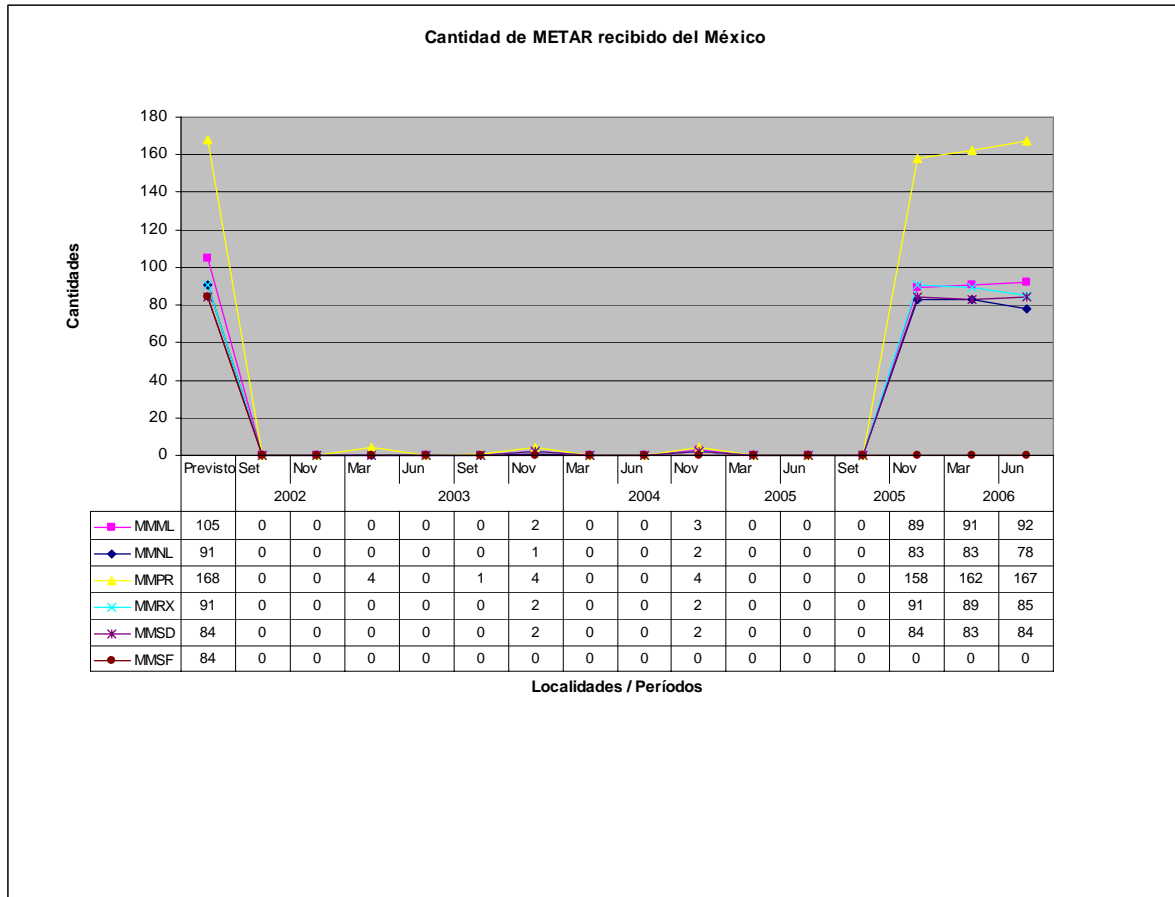


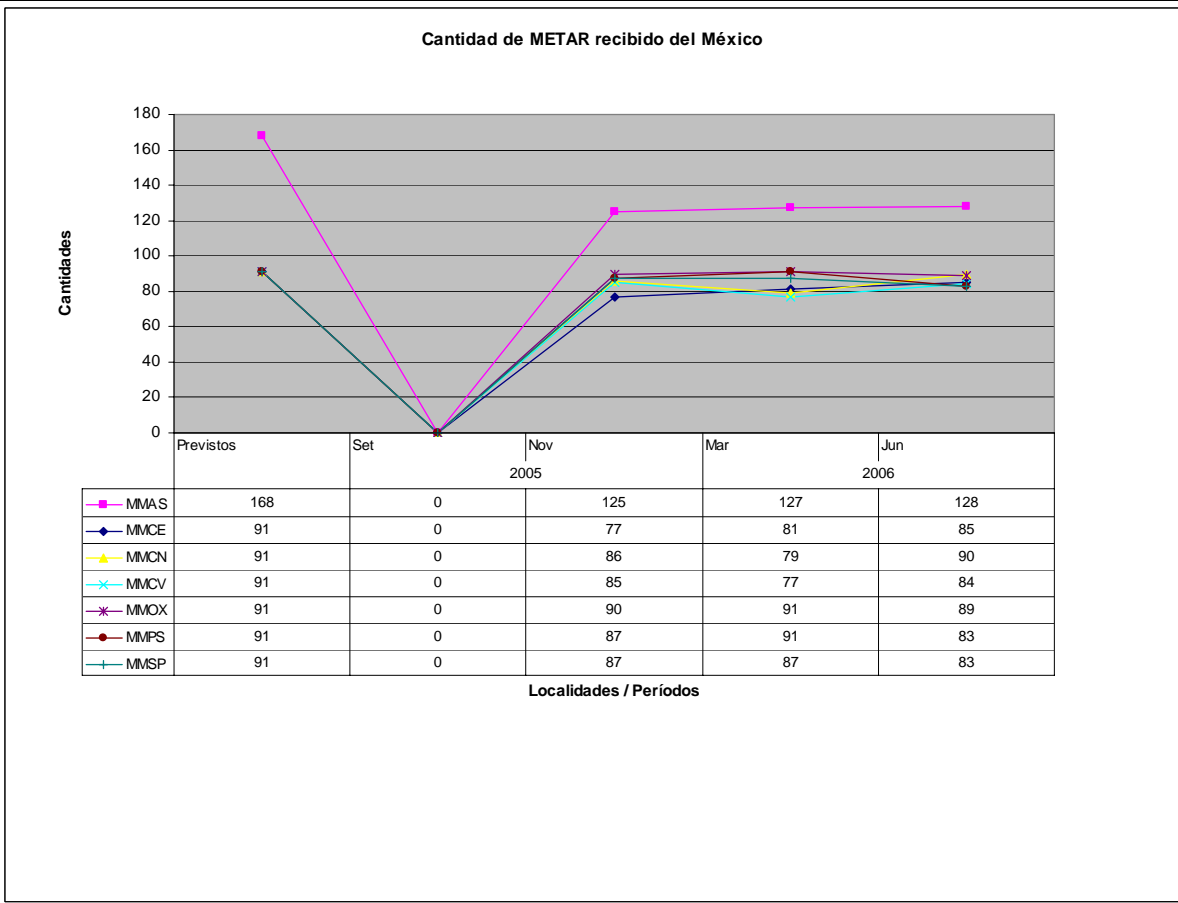
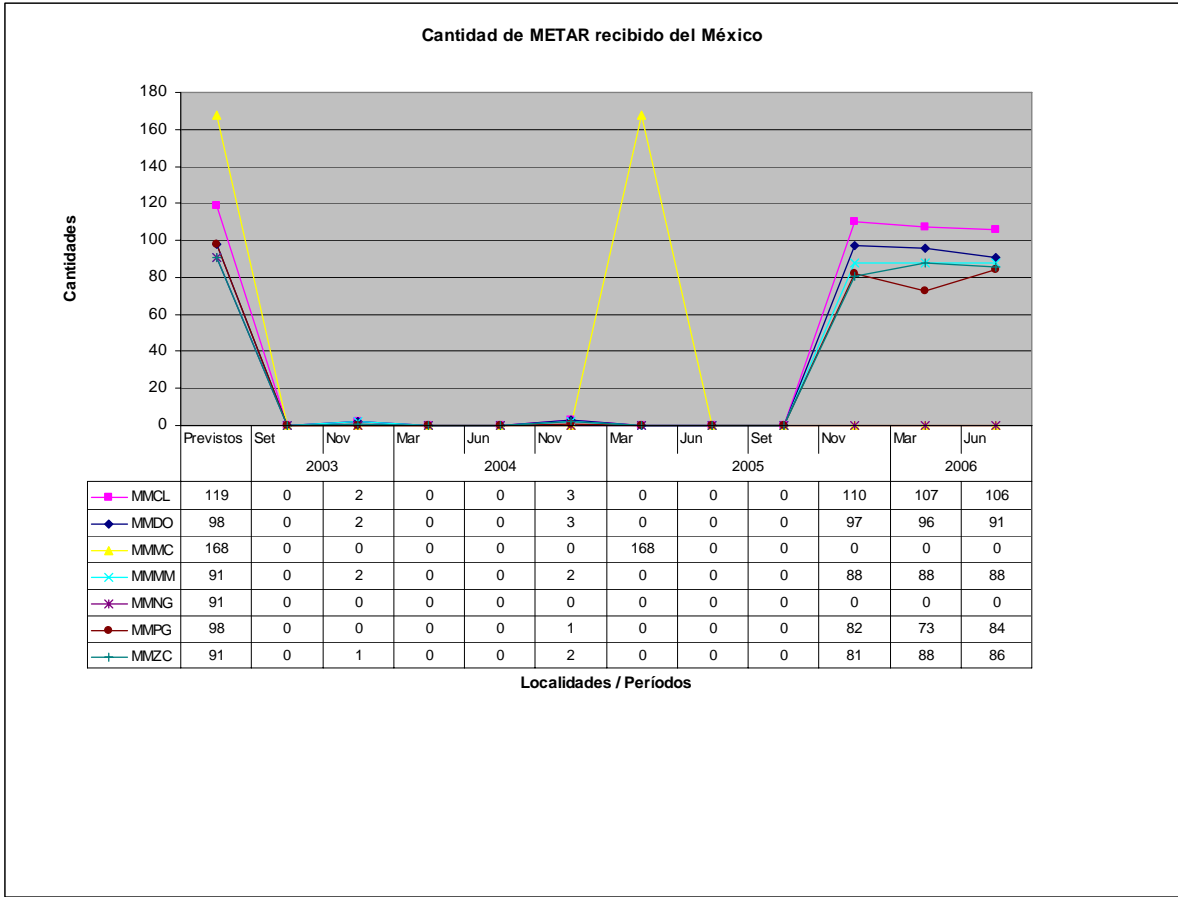


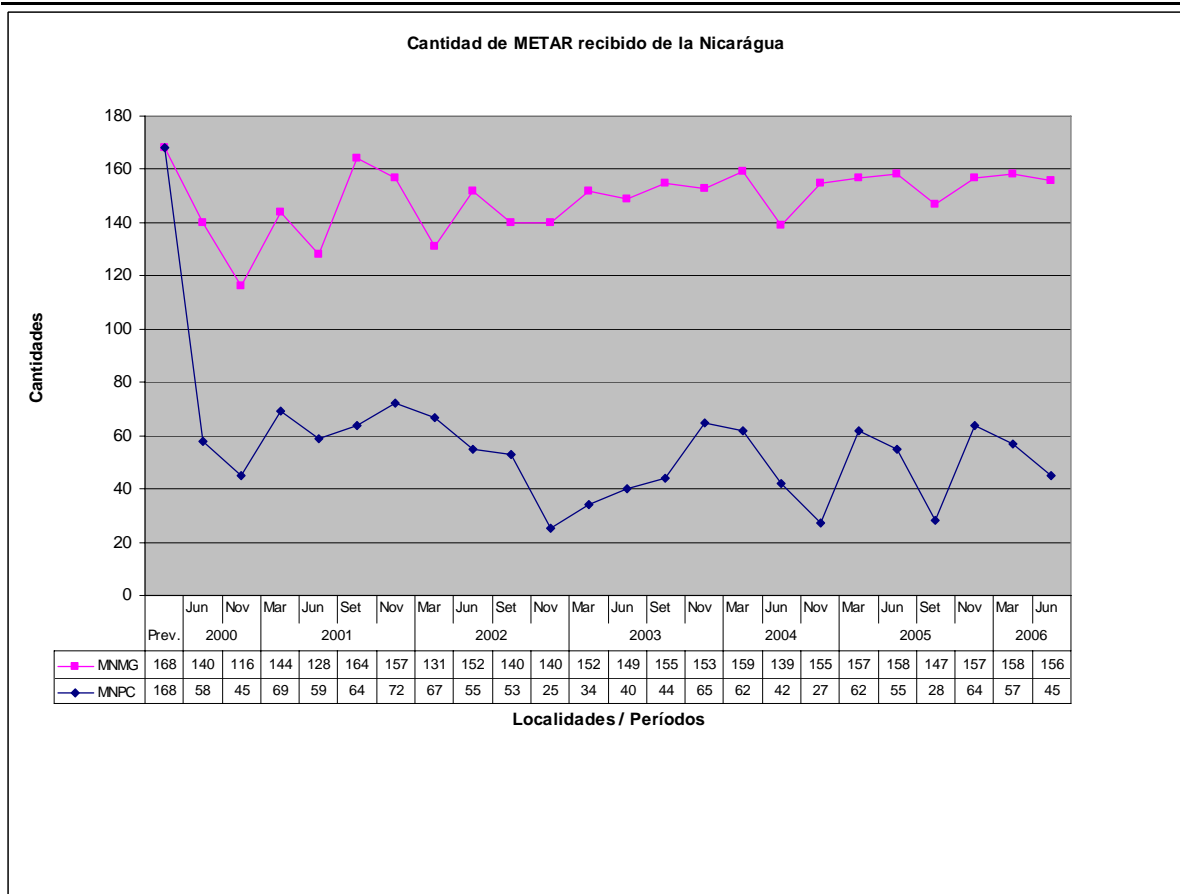
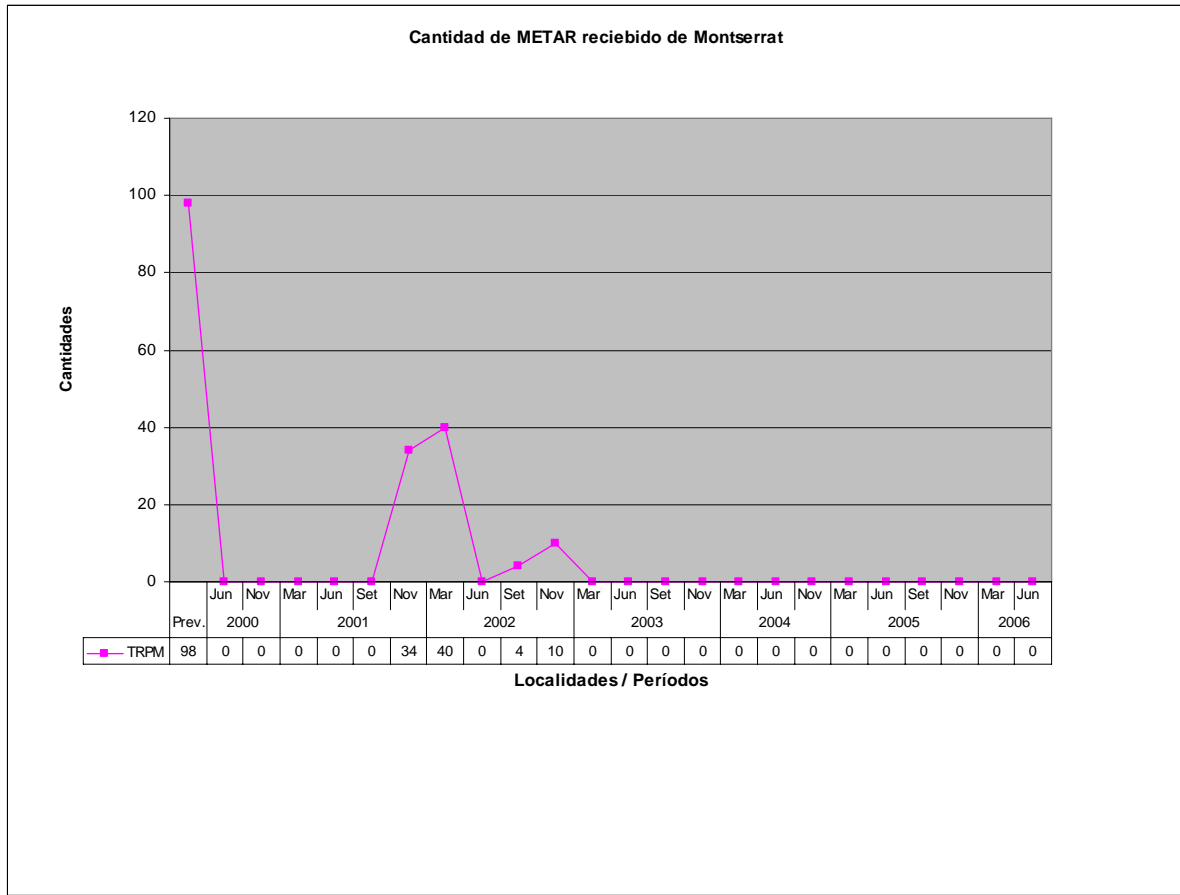


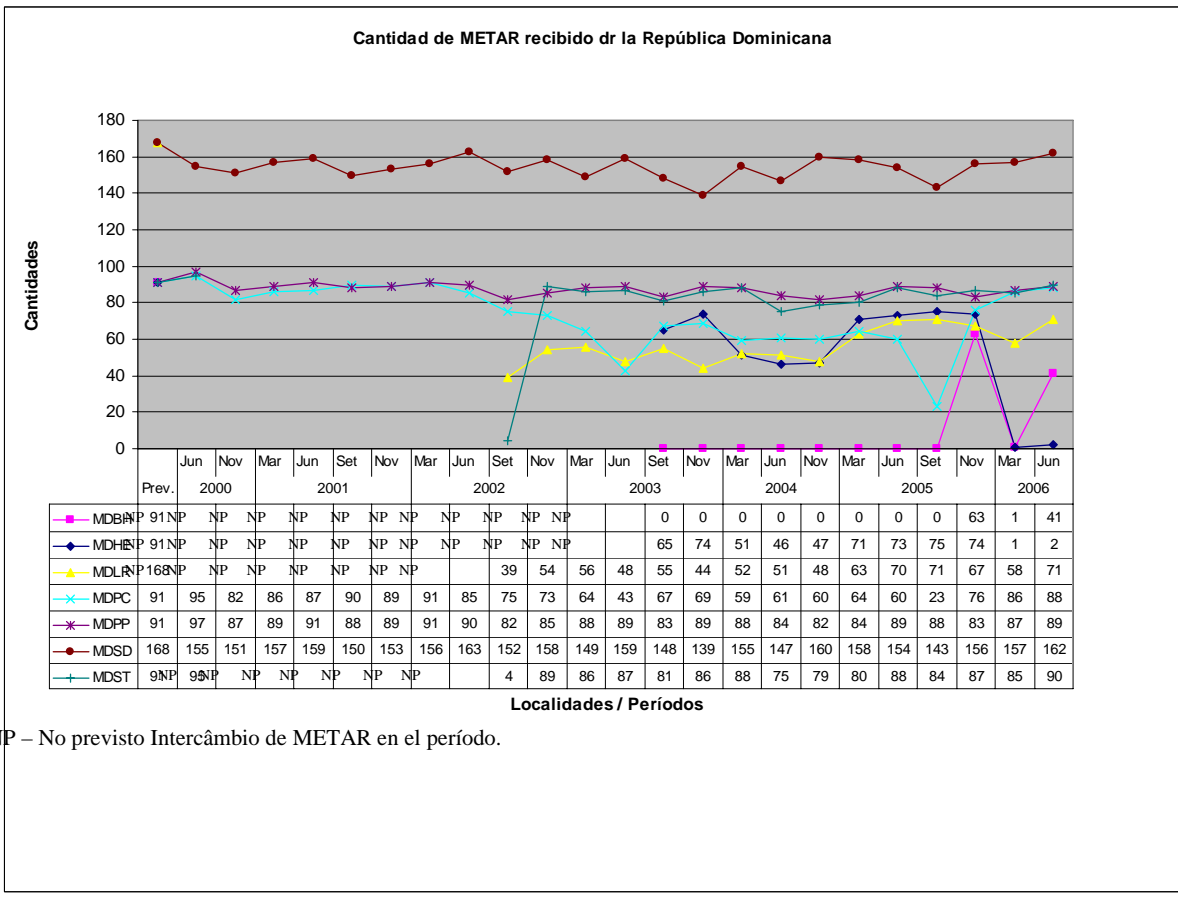
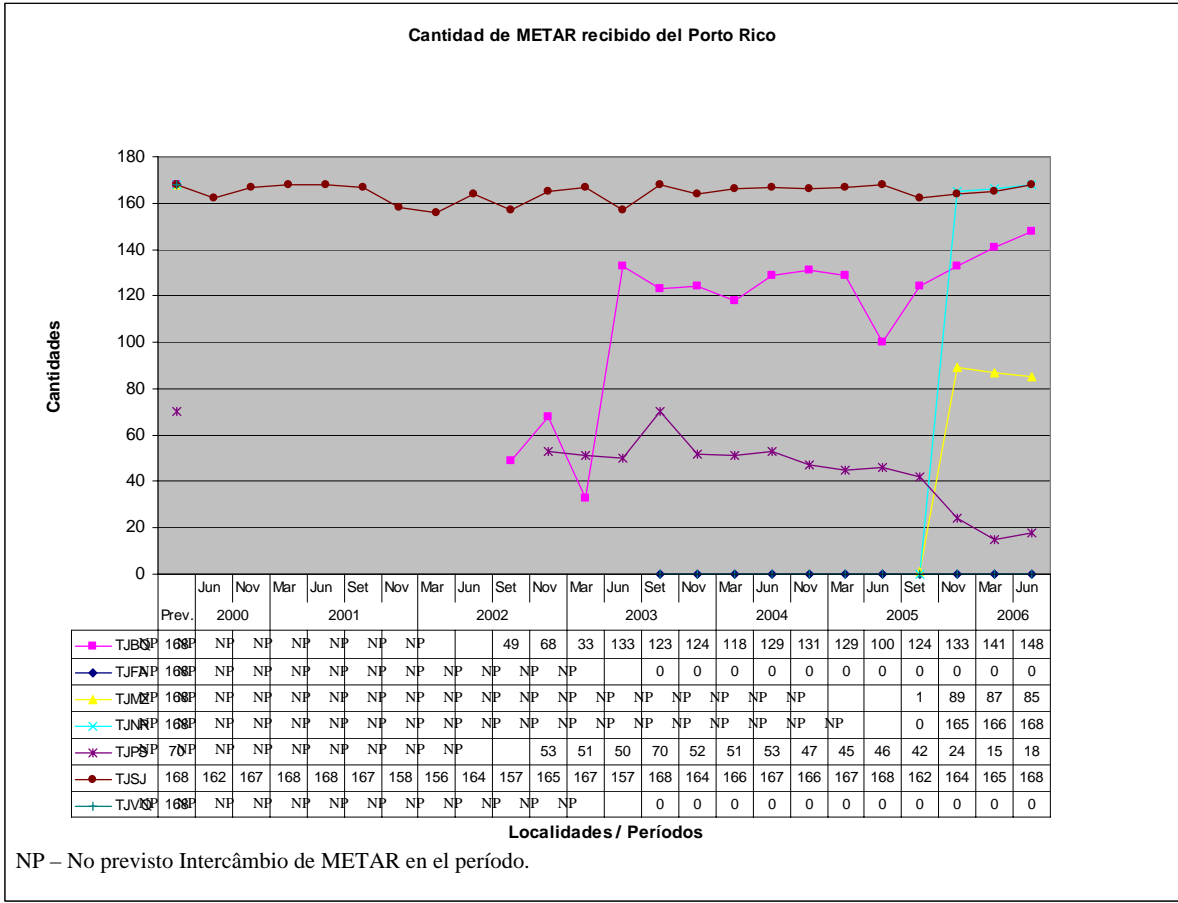


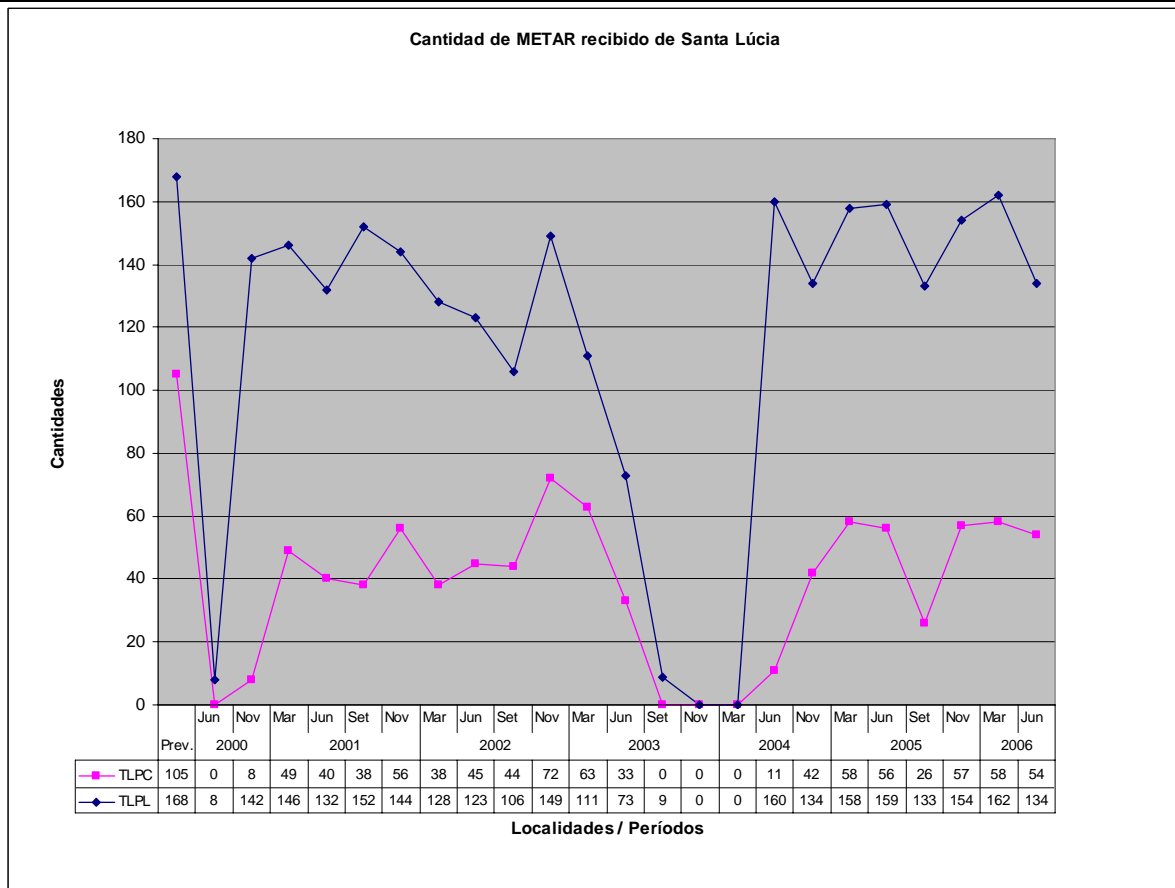
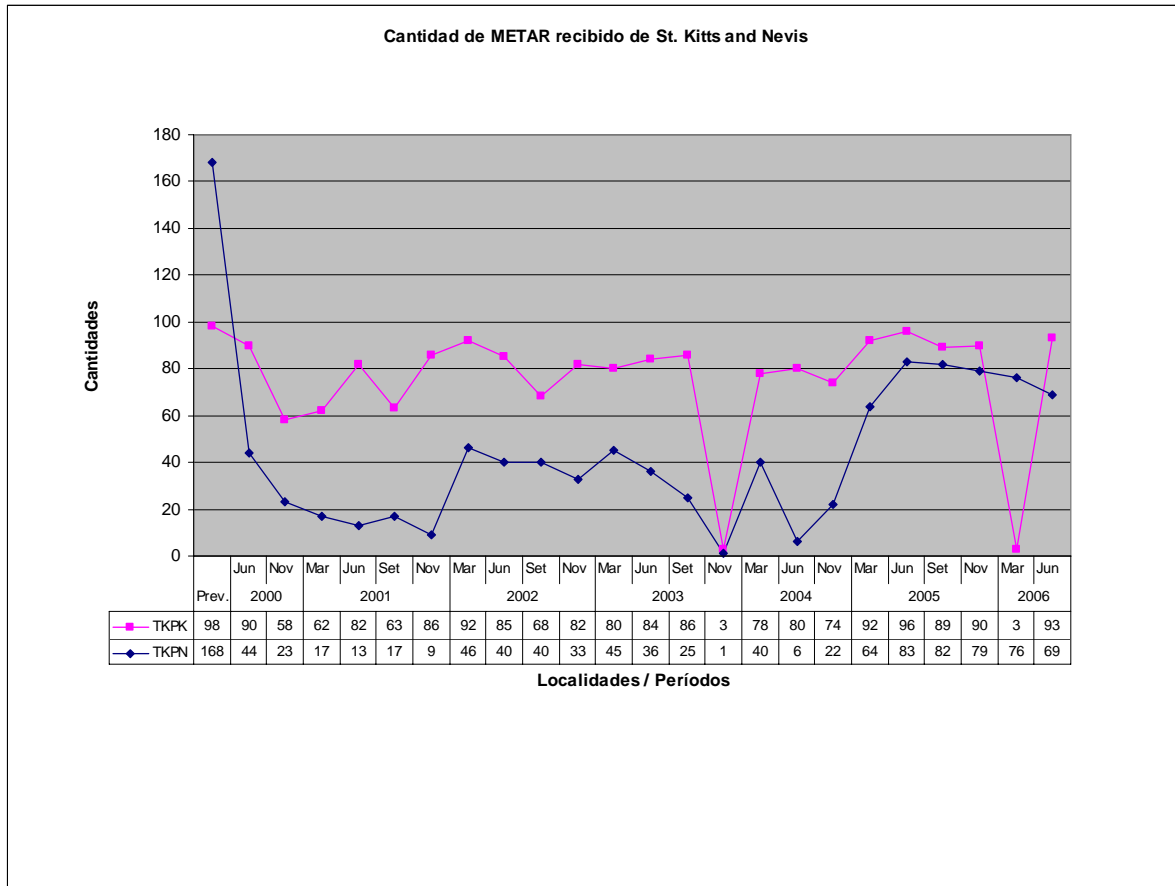


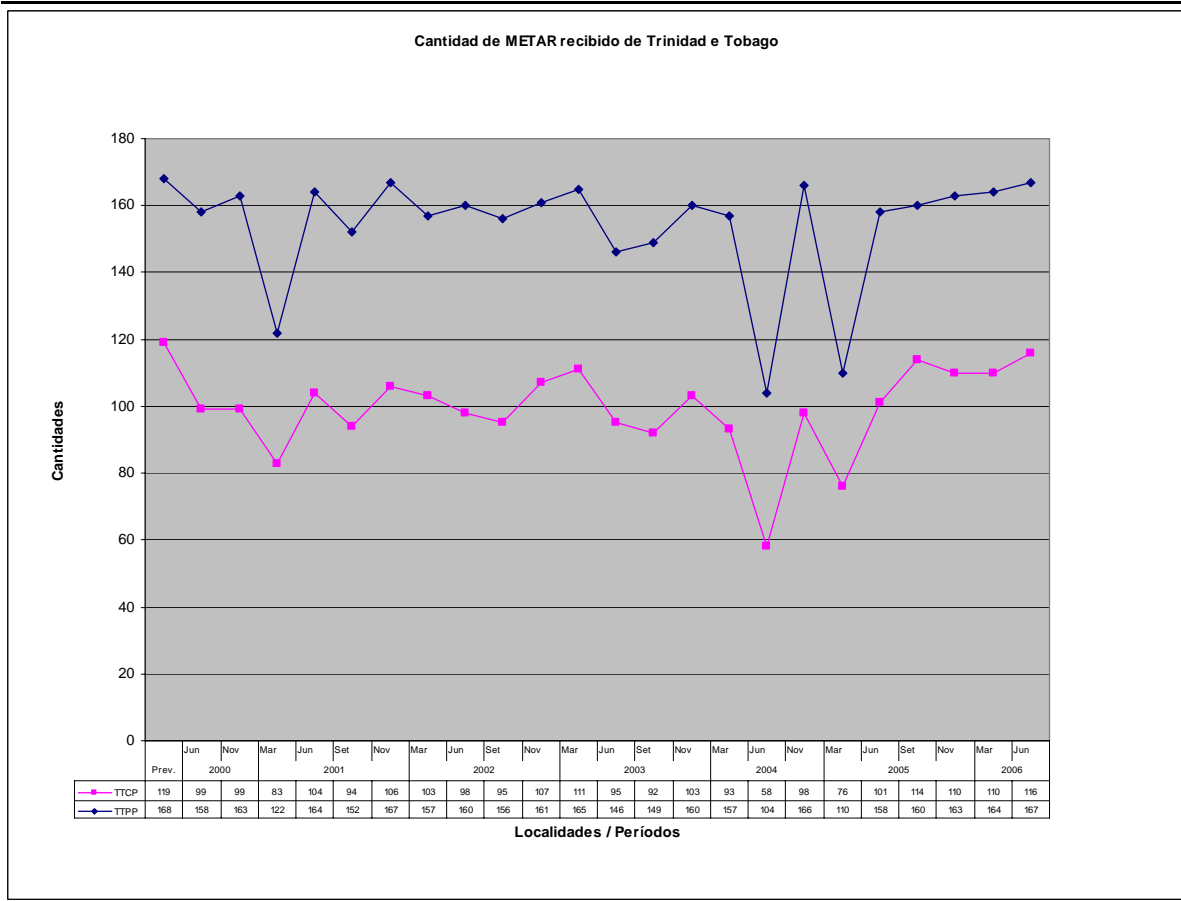
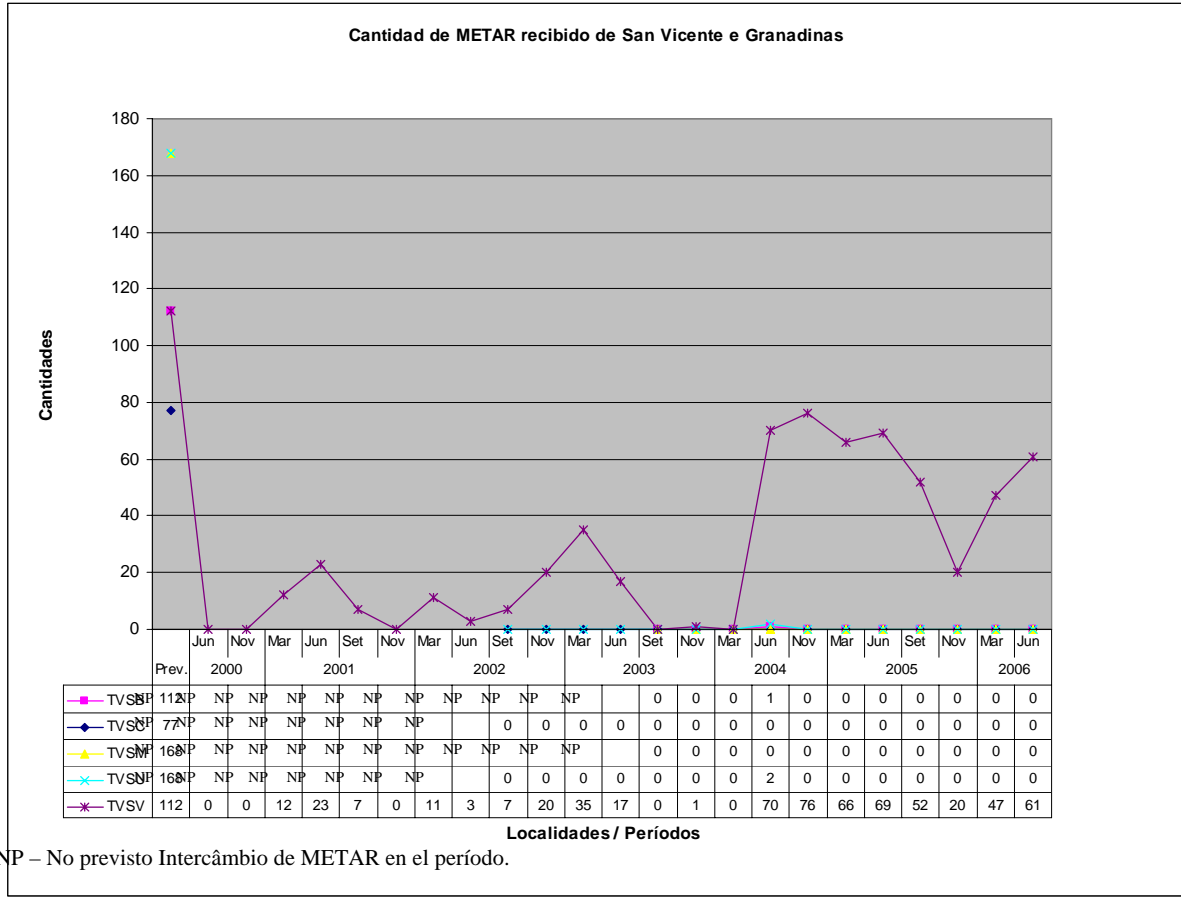


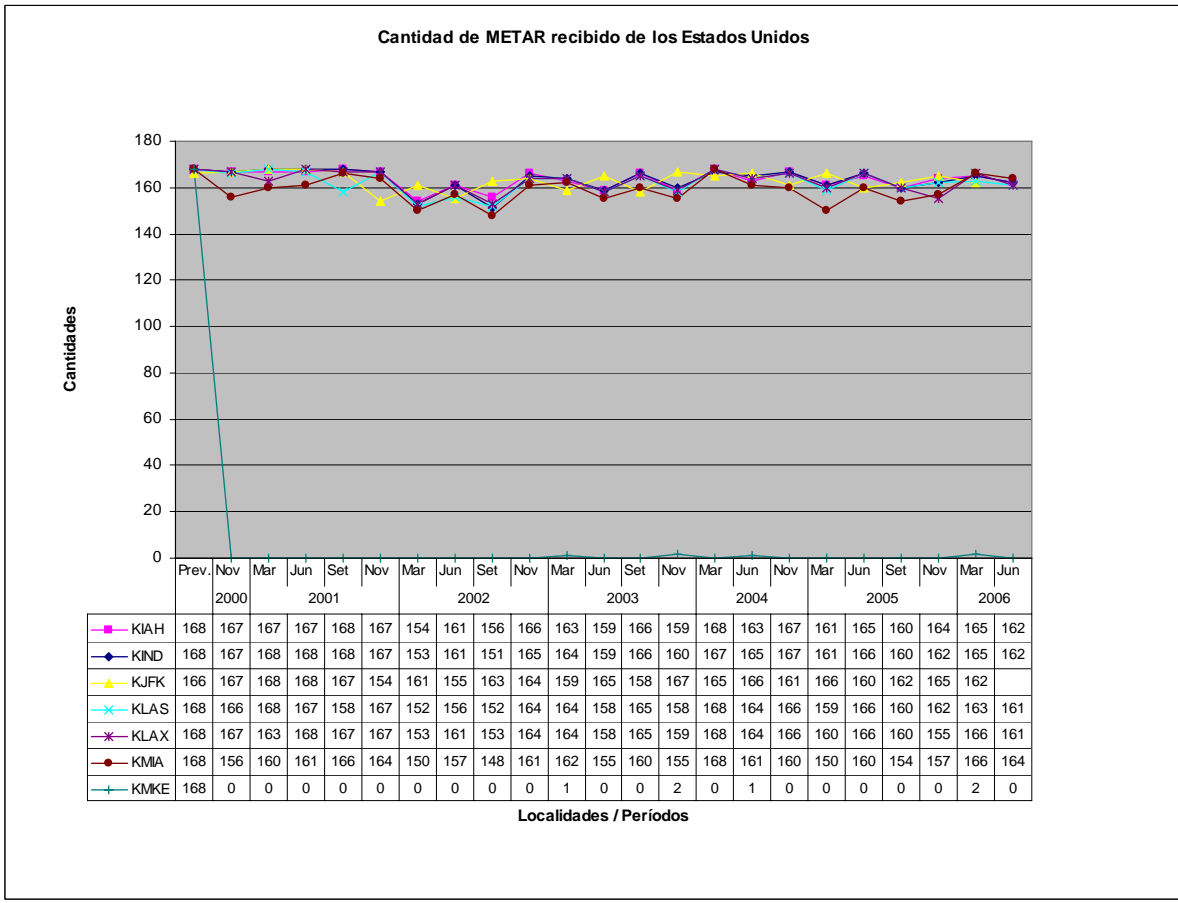
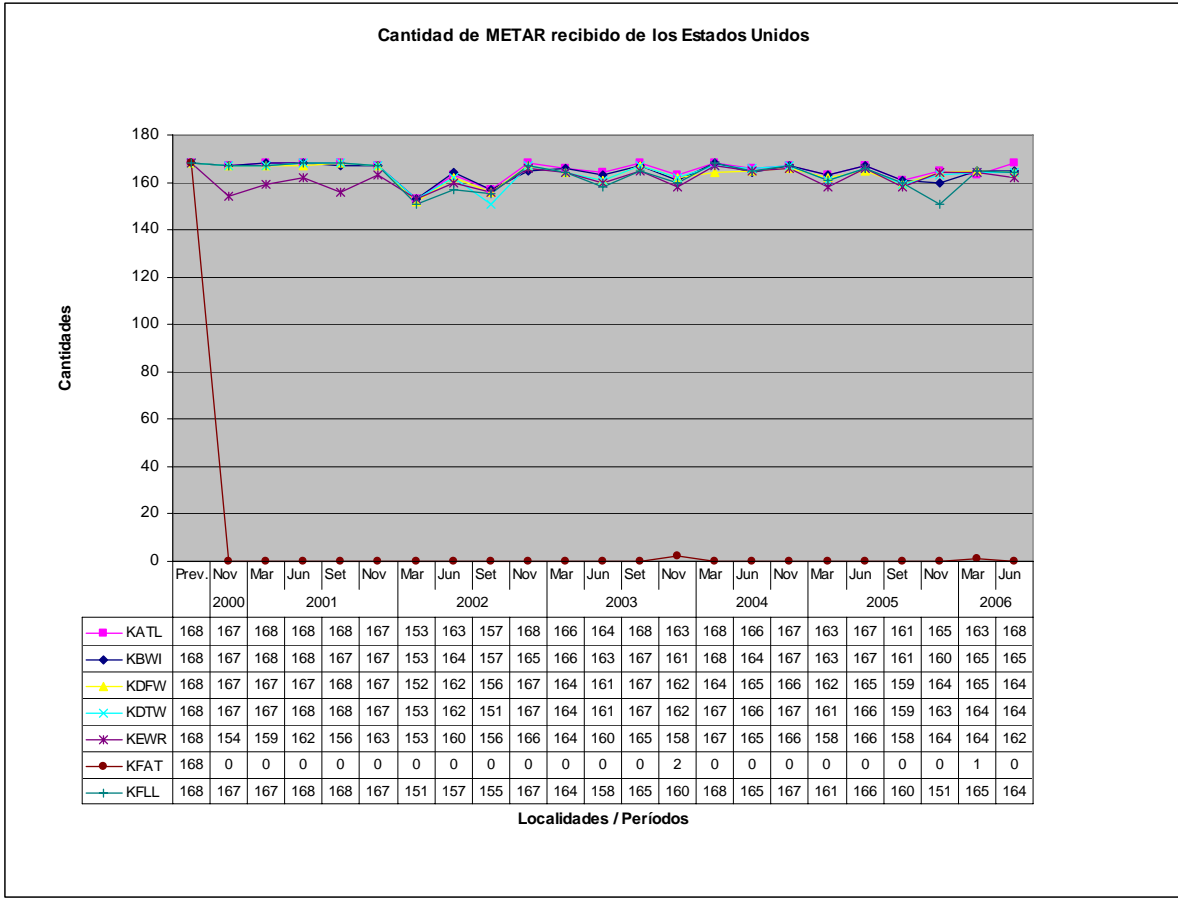


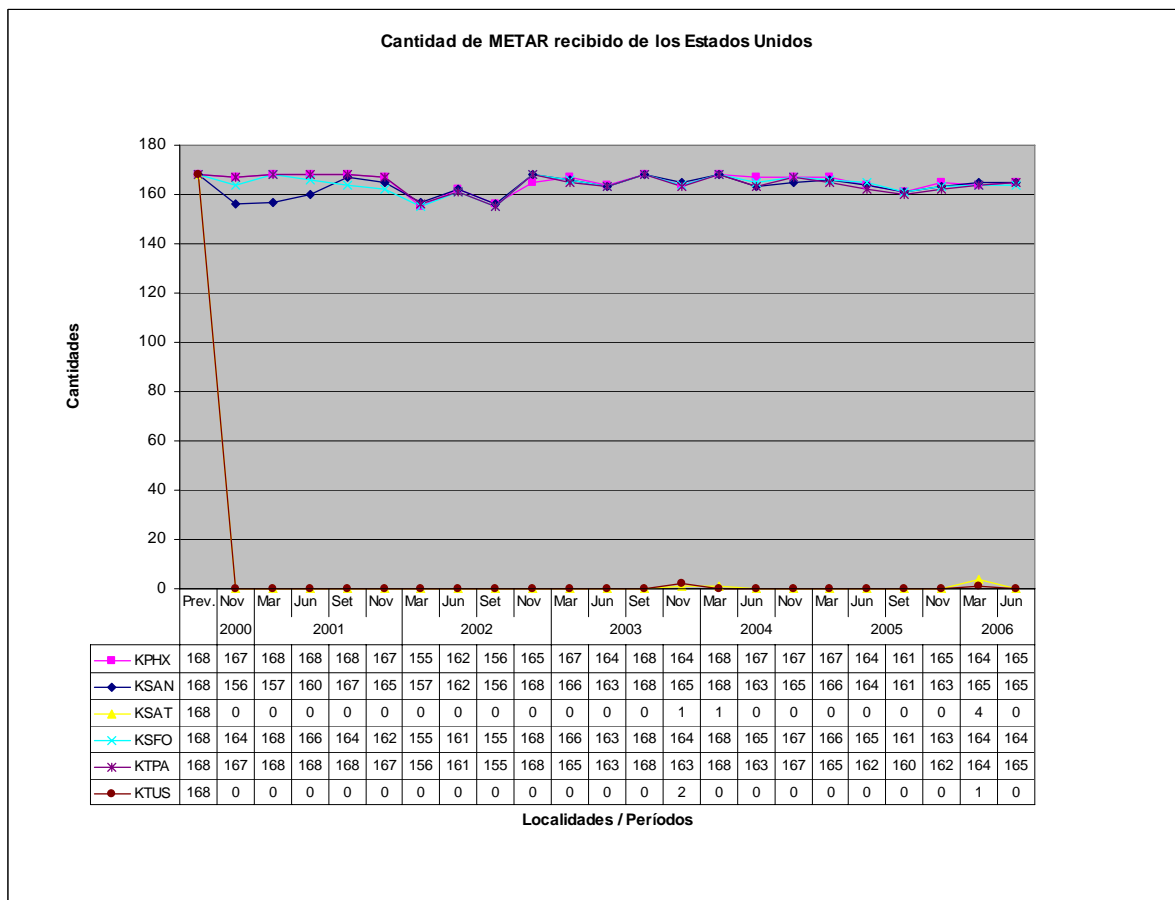
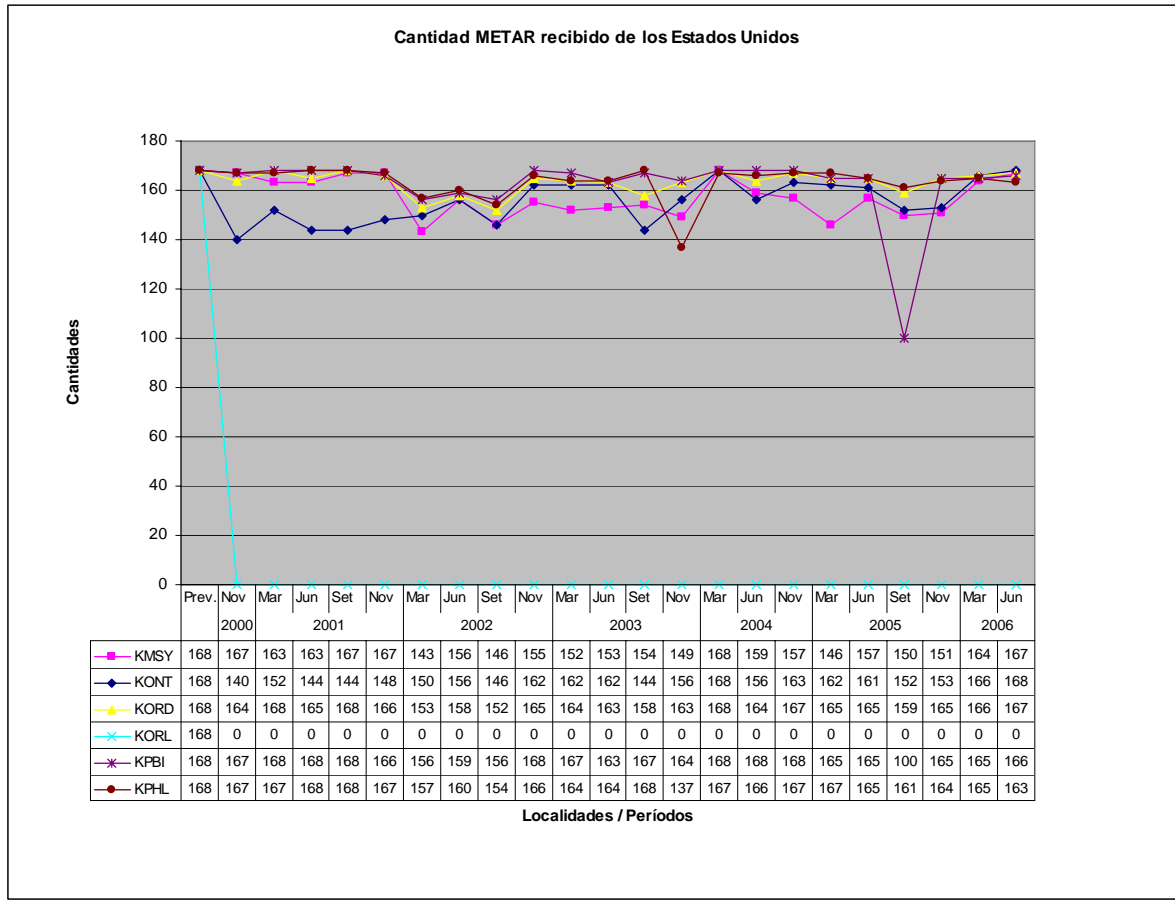


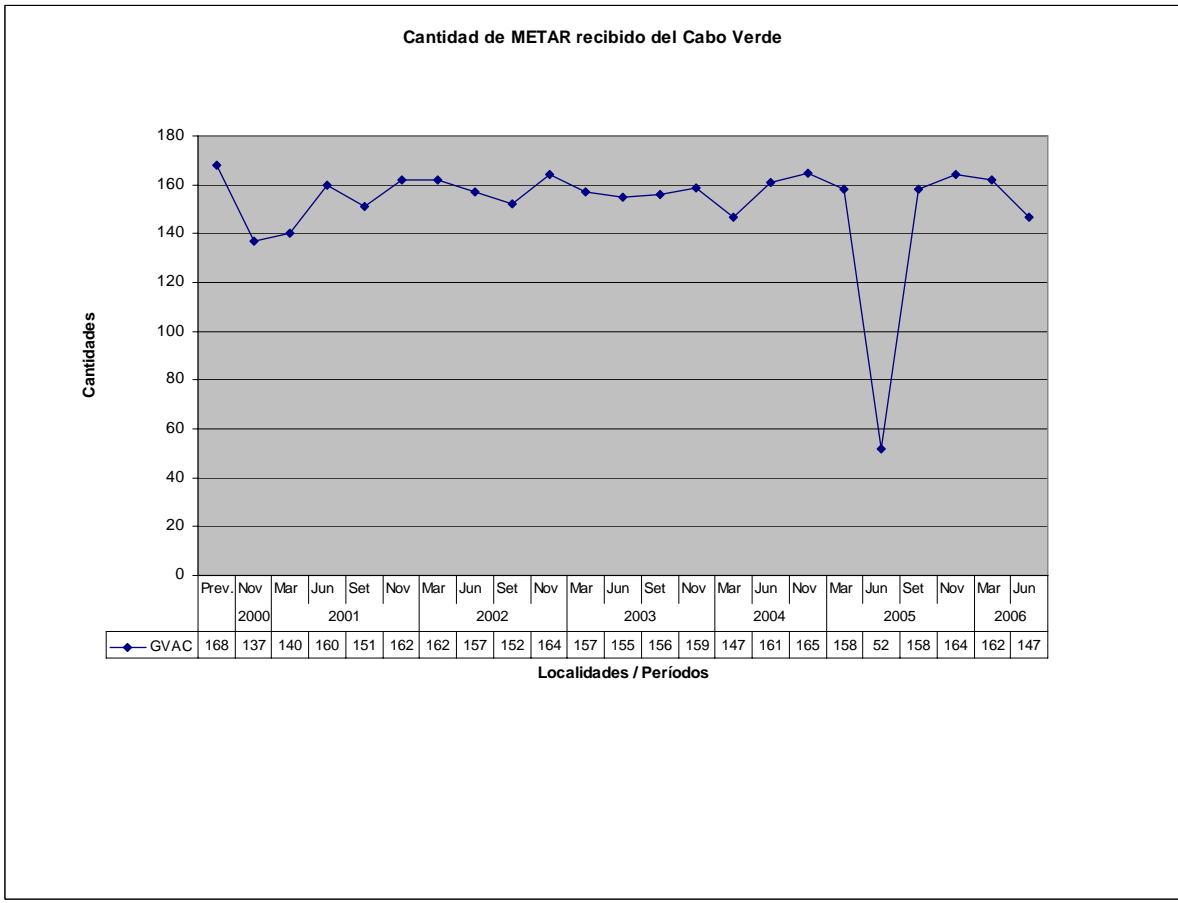
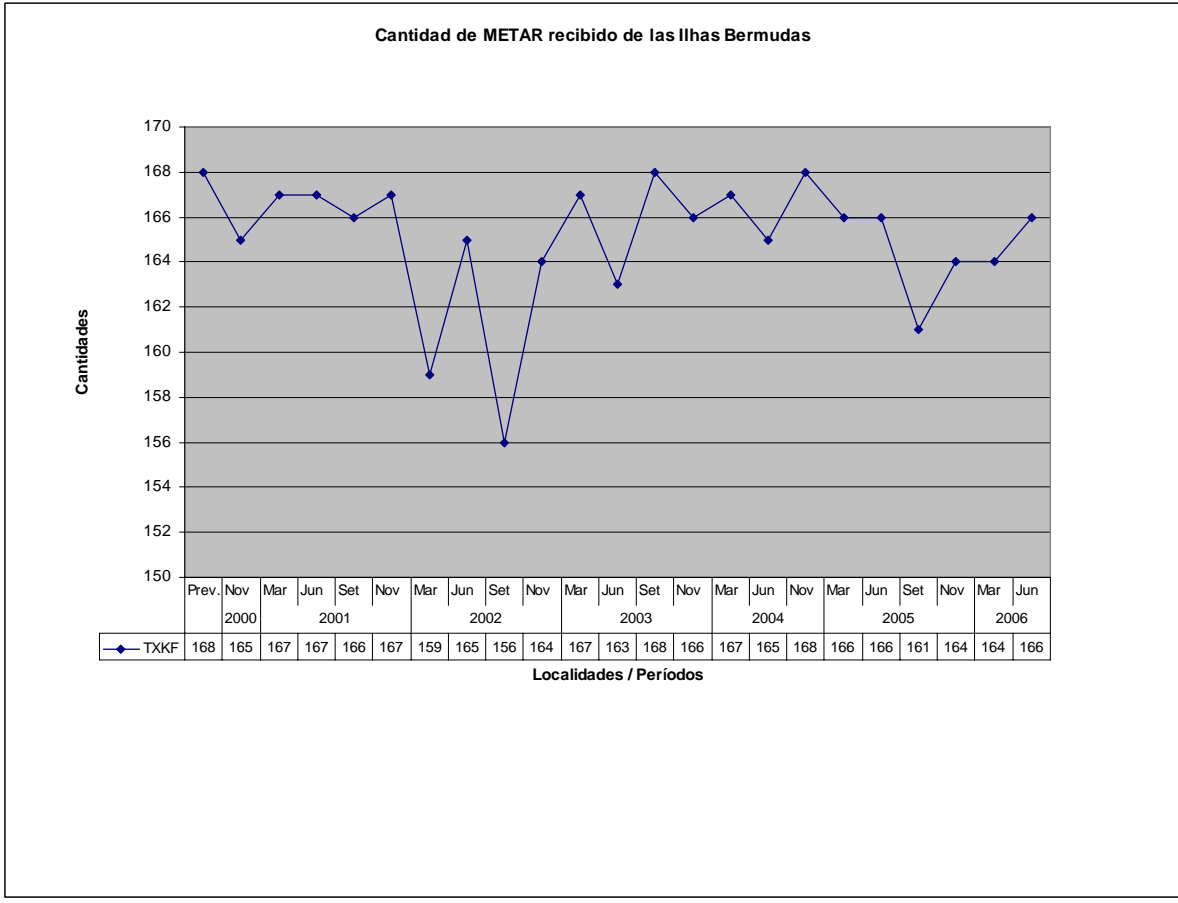


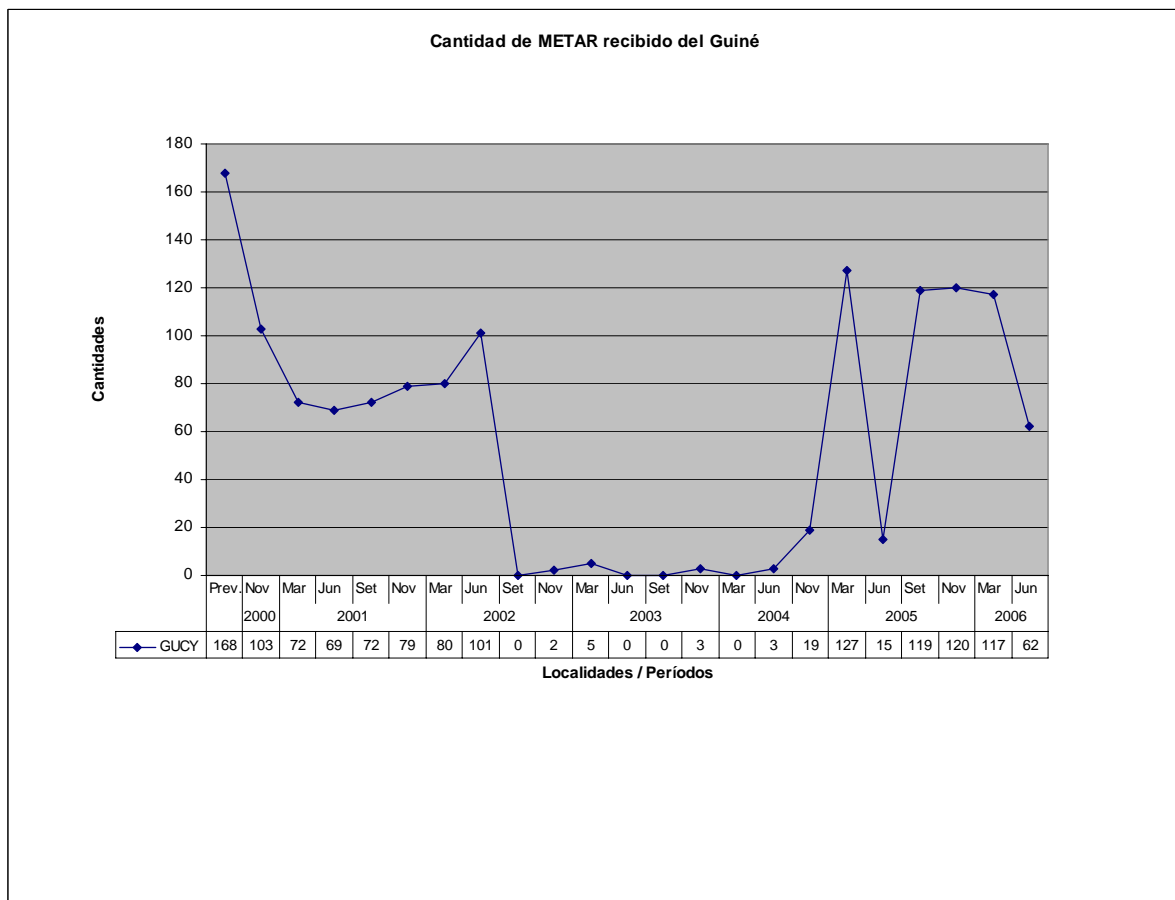
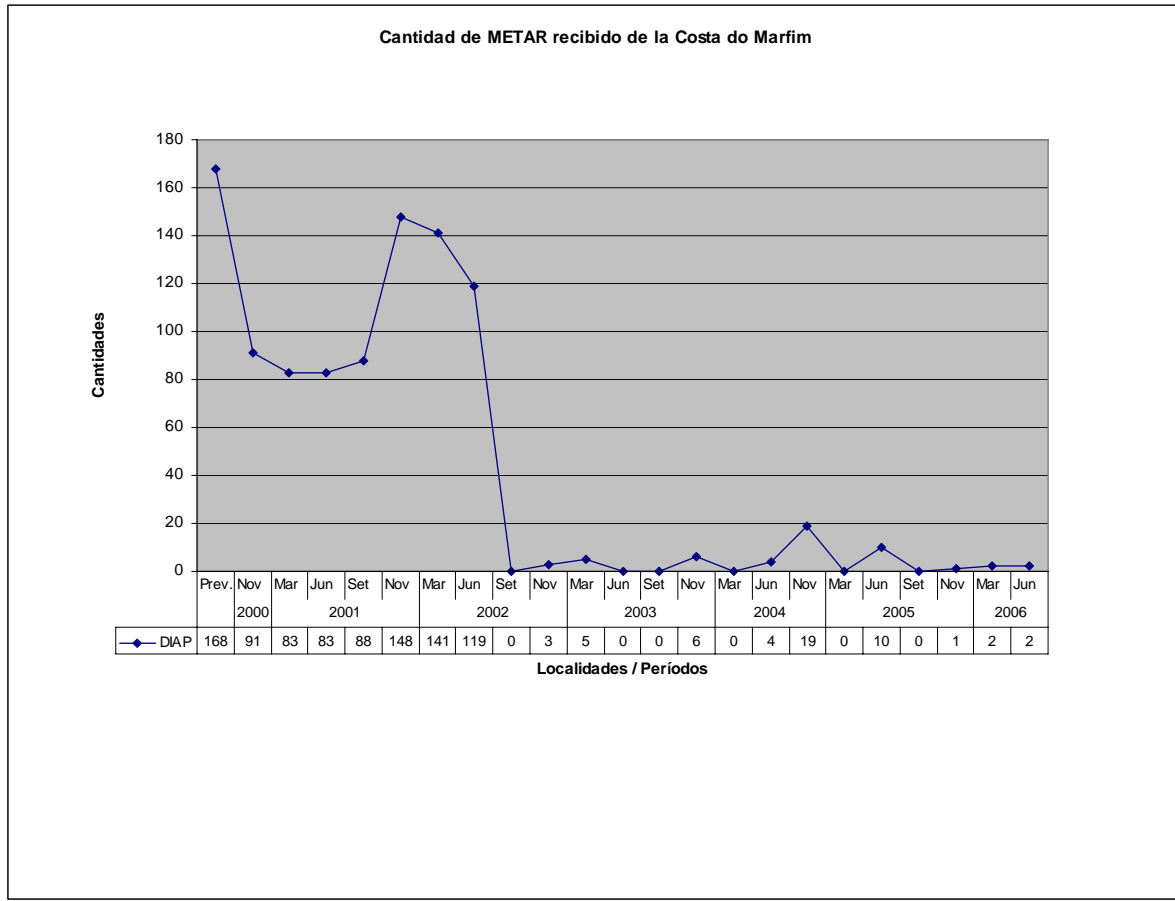


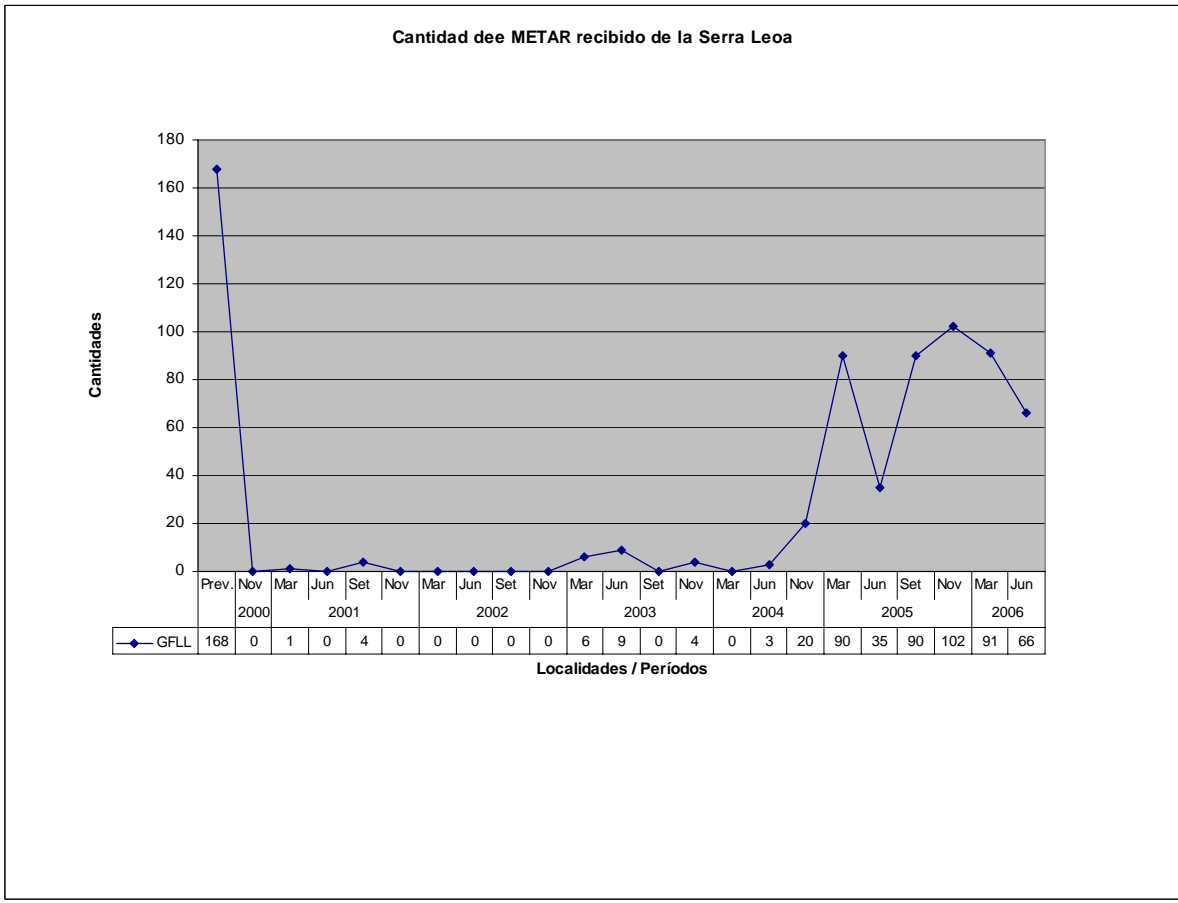
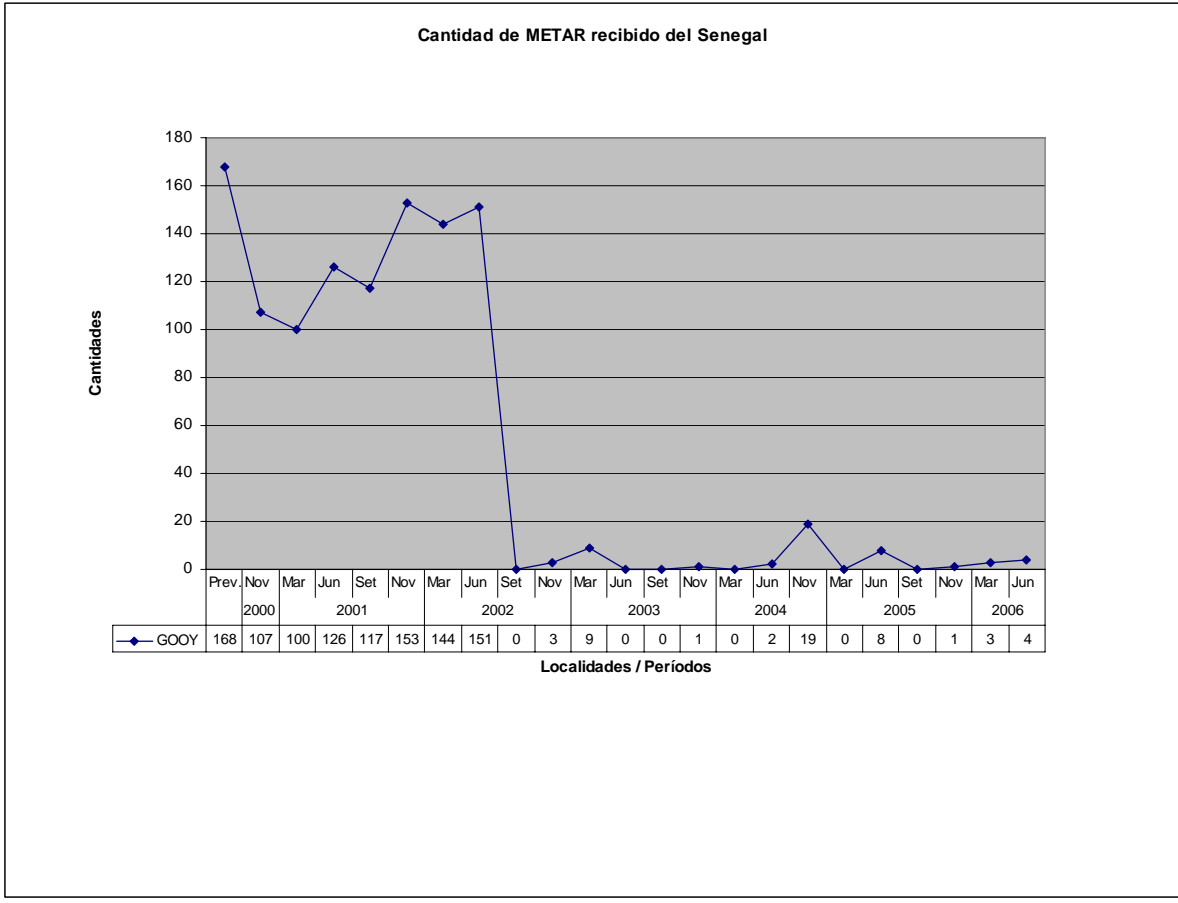


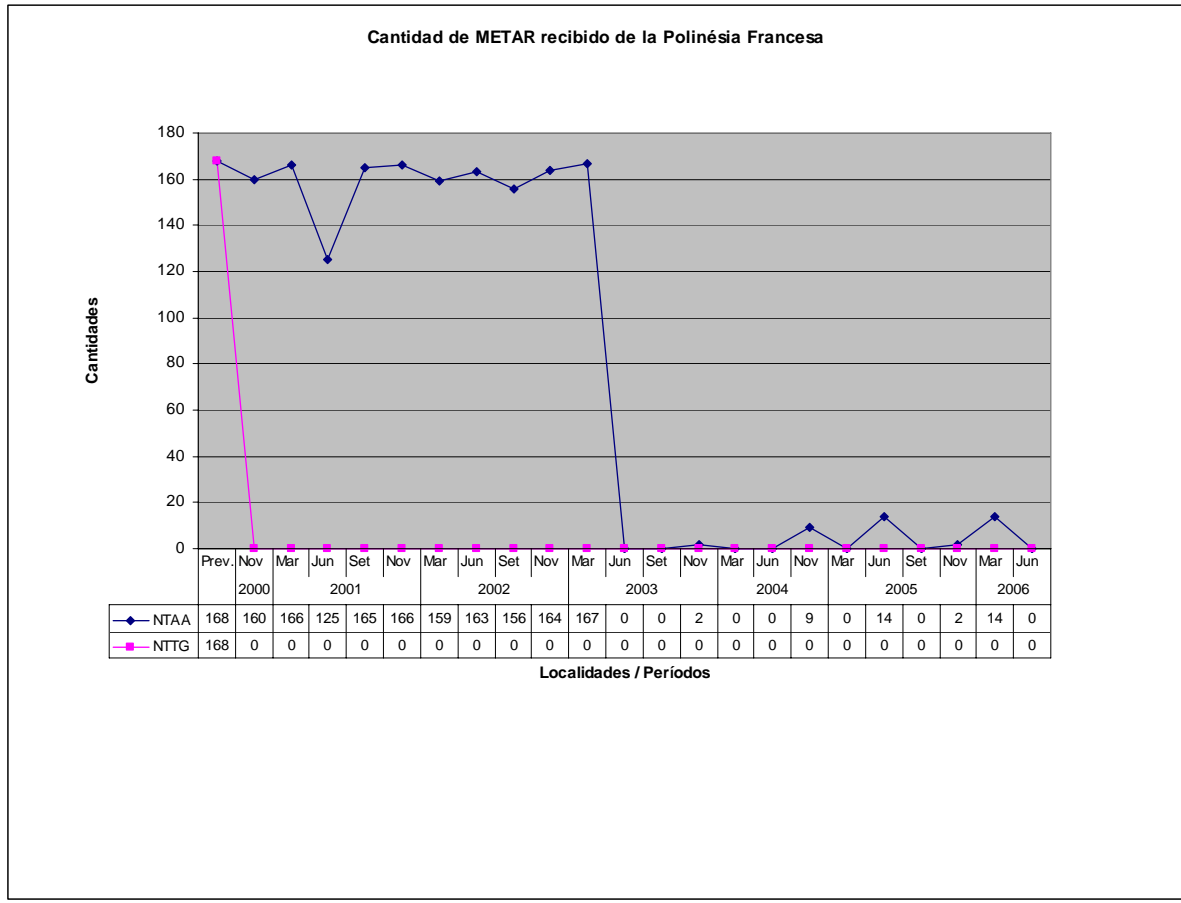












Apéndice D

Tabla con la disponibilidad de TAF en el Banco OPMET de Brasilia

Lugar	Prev.	2000		2001				2002				2003				2004			2005				2006		
		Jun	Nov	Mar	Jun	Set	Nov	Mar	Jun	Set	Nov	Mar	Jun	Set	Nov	Mar	Jun	Nov	Mar	Jun	Set	Nov	Mar	Jun	
Región SAM																									
Argentina																									
SAAR	28	19	12	20	20	23	20	19	20	15	23	17	13	16	12	21	11	23	12	23	12	18	18	15	
SABE	28	27	27	27	26	25	27	25	28	21	27	26	14	23	26	28	27	28	27	27	27	25	23	24	
SACO	28	8	13	27	16	23	26	23	25	23	26	28	11	20	28	25	23	24	23	22	14	25	26	21	
SADD	28	1								0	0	0	0	16	10	23	12	23	12	23	12	18	0	0	
SADF	28													21	26	20	27	27	25	27	25	28	27	25	
SAEZ	28	27	26	27	25	24	26	25	28	23	28	27	13	18	28	27	28	28	26	25	17	26	27	21	
SAME	28	26	27	26	27	25	27	26	28	21	26	26	18	24	27	27	28	26	28	26	17	26	28	24	
SANT	28													1	2	21	23	27	22	21	11	25	25	20	
SARE	28	27	24	27	28	23	27	27	27	20	28	28	21	23	26	27	28	28	28	26	16	0	28	23	
SARF	28	28	24	24	26	24	27	27	27	23	28	28	17	21	26	27	28	28	28	26	15	0	27	23	
SARI	28	28	24	24	27	23	27	27	27	22	28	27	18	20	27	26	28	28	28	26	16	0	28	23	
SARP	28	27	17	18	20	24	26	26	27	22	27	28	17	20	26	26	28	20	28	26	14	0	28	22	
SASA	28	8	12	28	11	20	26	23	24	24	24	26	13	21	28	25	23	23	23	23	14	23	26	21	
SASJ	28	8	13	28	11	21	26	23	24	23	27	28	16	22	27	23	23	24	22	22	14	24	26	21	
SAVC	28	28												0	0	2	1	26	27	26	17	27	27	21	
SAWE	28	27	23	28	27	24	25	28	28	24	28	28	20	24	28	26	26	25	27	26	16	27	28	19	
SAWG	28	27	25	28	28	24	25	28	28	23	28	28	19	25	28	23	24	26	27	25	17	27	28	20	
SAWH	28													0	0	26	26	26	28	25	17	27	28	19	
SAZM	28	19	14	20	20	22	20	19	19	14	23	17	15	16	10	22	12	23	12	23	12	17	20	16	
SAZN	28													16	10	21	8	22	12	23	12	17	18	16	
SAZS	28	17	12	20	21	23	20	18	20	15	22	18	14	16	10	21	11	23	12	23	12	18	19	16	
Bolivia																									
SLCB	28	11	26	24	21	23	24	23	28	24	28	27	27	26	28	27	27	27	27	27	25	26	28	23	28
SLCO	28																				2	4	4	0	
SLET	28																				0	0	0	0	
SLLP	28	11	26	25	21	23	24	25	28	24	28	27	27	26	28	27	27	27	28	25	27	28	26	23	
SLPO	28																				0	0	0	0	
SLPS	28																				17	20	13	0	
SLSU	28																				0	0	0	0	
SLTR	28	8	16	17	14	17	21	17	23	18	22	19	20	21	22	22	18	24	23	21	23	26	22	24	
SLVR	28	10	26	24	20	23	24	24	27	23	28	27	27	24	28	27	18	26	27	25	26	27	26	28	

Lugar	Prev.	2000		2001				2002				2003				2004			2005				2006	
		Jun	Nov	Mar	Jun	Set	Nov	Mar	Jun	Set	Nov	Mar	Jun	Set	Nov	Mar	Jun	Nov	Mar	Jun	Set	Nov	Mar	Jun
Chile																								
SCAR	28	19	20	19	21	19	21	21	20	18	20	21	19	21	21	20	19	20	20	13	21	22	20	
SCBA	28																			0	28	27	14	
SCCF	28																			0	21	22	20	
SCCI	28	18	19	19	22	17	20	28	28	21	20	27	25	28	20	27	27	26	28	26	17	28	27	19
SCDA	28	14	17	19	21	19	21	15	20	18	20	21	19	21	21	20	20	19	20	20	13	21	21	20
SCEL	28	26	25	25	25	22	27	28	27	22	27	28	26	28	28	28	27	26	28	26	17	28	28	24
SCFA	28	17	20	19	21	19	20	9	20	18	20	21	19	21	21	21	19	19	20	21	13	21	22	20
SCHA	28																				0	0	0	0
SCIE	28	26	25	25	24	22	27	28	26	23	26	28	26	27	28	26	27	26	28	26	17	28	28	22
SCIP	28														11	14	14	14	11	13	90	14	14	13
SCJO	28																				0	28	28	22
SCSE	28																				0	28	28	26
SCTC	28													0	25	21	26	26	28	27	17	28	28	22
SCTE	28	24	25	25	26	14	21	28	28	22	22	26	26	28	28	28	26	26	28	27	17	28	28	22
SCTI	28																				0	28	0	0
Colômbia																								
SKBG	28																				0	0	0	0
SKBO	28	21	18	17	9	12	3	3	26	16	7	27	25	8	1	25	23	24	25	22	26	26	26	28
SKBQ	28	21	18	19	7	13	3	10	25	16	8	27	25	8	1	25	23	24	25	22	26	26	26	28
SKCC	28													0	0	0	0	0	0	0	0	0	0	0
SKCG	28	21	18	21	11	12	2	11	27	17	12	27	24	8	1	24	23	24	25	21	25	23	26	28
SKCL	28	20	18	15	9	13	2	2	26	16	2	27	25	8	1	24	23	22	25	22	26	26	25	27
SKLT	28	20	15	13	8	8	1	1	14	8	1	23	23	6	1	16	18	19	25	17	21	19	26	28
SKPE	28																				0	0	0	0
SKRG	28	19	18	13	9	8	1	2	21	16	2	24	23	8	1	20	20	19	19	17	18	16	24	28
SKSP	28	21	18	22	10	12	3	12	27	18	15	27	25	8	1	24	23	25	20	17	16	15	26	27
Equador																								
SEGU	28	22	3	1	13	9	9	7	23	16	23	26	23	9	25	20	18	25	23	25	25	27	26	22
SELT	28													9	26	20	19	25	23	25	25	27	26	22
SEMT	28		3	1	13	10	8	8	25	16	24	27	24	9	26	20	18	25	23	24	25	24	26	22
SEQU	28	23	3	3	14	9	8	8	25	17	25	27	24	9	26	20	18	25	23	25	25	24	26	22

- D3 -

Lugar	Prev.	2000		2001				2002				2003				2004			2005				2006	
		Jun	Nov	Mar	Jun	Set	Nov	Mar	Jun	Set	Nov	Mar	Jun	Set	Nov	Mar	Jun	Nov	Mar	Jun	Set	Nov	Mar	Jun
Guiana																								
SYCJ	28	1	0	0	4	10	9	2	3	3	1	0	2	1	0	1	0	0	0	3	0	0	1	4
Guiana Francesa																								
SOCA	28	28	20	28	24	28	27	27	28	25	24	23	27	0	28	28	27	28	27	28	28	28	27	27
Panamá																								
MPBO	28														0	0	0	0	0	0	0	0	0	0
MPCH	28														0	0	0	0	0	0	0	0	0	0
MPDA	28														0	9	12	14	13	0	11	14	13	12
MPMG	28														0	9	13	14	14	0	13	13	13	13
MPTO	28	19	20	25	25	12	24	3	24	25	26	27	26	22	26	19	24	27	28	27	26	27	27	26
Paraguay																								
SGAS	28	28	15	28	26	24	24	21	27	26	28	25	27	28	23	25	27	27	25	1	26	27	27	25
SGES	28	28	15	28	26	24	23	20	26	25	27	26	28	27	23	23	27	27	24	1	26	27	27	25
Peru																								
SPHI	28									20	26	28	28	28	24	27	28	28	26	28	28	28	27	28
SPHO	28																				0	0	0	0
SPHY	28																				0	0	0	0
SPIM	28	24	0	9	3	12	8	8	28	23	27	28	28	28	28	21	26	28	27	28	28	28	27	28
SPJL	28																				0	0	1	0
SPME	28																				0	0	0	0
SPQT	28	23	0	9	1	10	4	7	28	22	26	28	28	28	28	22	26	28	27	28	28	27	28	28
SPQU	28	24	0	5	1	7	5	7	28	22	26	28	28	28	25	27	28	28	27	28	28	27	28	28
SPRU	28									0	0	28	28	28	25	26	28	28	26	28	28	28	27	28
SPSO	28	24	0	7	2	12	7	6	28	22	27	28	28	28	27	20	25	28	27	28	28	28	27	28
SPTN	28	2	0	7	2	8	8	6	28	21	27	28	28	28	27	21	25	28	27	28	28	28	27	27
SPTU	28																				0	0	0	0
SPYL	28																				0	0	0	0
SPZO	28	24	1	6	1	9	8	5	28	19	27	28	28	28	26	25	28	28	27	28	28	28	28	28
Suriname																								
SMJP	28	13	0	0	0	0	0	0	0	24	22	0	27	8	25	23	22	27	27	0	26	27	27	26
SMNI	28													0	0	0	0	0	25	0	26	27	27	28

Lugar	Prev.	2000		2001				2002				2003				2004			2005				2006	
		Jun	Nov	Mar	Jun	Set	Nov	Mar	Jun	Set	Nov	Mar	Jun	Set	Nov	Mar	Jun	Nov	Mar	Jun	Set	Nov	Mar	Jun
SMZO	28													0	0	0	0	0	3	0	26	28	27	27
Uruguay																								
SUAA	28	23	23	23	25	27	24	25	25	20	26	27	22	24	18	22	14	28	28	27	27	26	28	20
SUCA	28	24	24	23	25	26	24	25	25	20	26	26	21	24	18	22	14	28	28	27	27	26	28	20
SULS	28	24	24	22	25	28	24	24	25	20	26	27	21	24	18	23	14	28	28	27	27	26	28	20
SUMU	28	24	24	24	25	28	23	25	25	20	27	27	24	28	24	25	25	28	28	27	28	26	28	20
SURV	28													0	0	0	1	3	0	1	5	25	28	20
SUSO	28																				5	23	28	20
Venezuela																								
SVAC	28																				0	0	0	0
SVBC	28	24	16	16	23	25	21	22	25	26	24	24	27	26	27	26	27	25	27	28	27	28	26	24
SVBI	28																				0	0	0	0
SVBM	28																				0	1	0	0
SVCB	28																				0	0	0	0
SVCL	28																				0	0	0	0
SVCR	28																				0	0	0	0
SVCU	28																				0	0	0	0
SVFM	28																				0	0	0	0
SVGI	28																				0	0	0	0
SVGU	28																				0	0	0	0
SVHG	28																				0	0	0	0
SVJC	28													0	0	0	0	0	0	0	0	0	0	0
SVJM	28																				0	0	0	0
SVMC	28	24	17	16	24	25	21	22	25	26	26	24	26	26	27	26	27	24	27	28	27	28	28	24
SVMD	28																				0	0	0	0
SVMG	28	25	16	16	24	24	21	22	25	25	26	27	27	26	27	26	27	25	27	28	26	28	28	24
SVMI	28	24	17	16	24	25	21	22	25	26	27	24	27	26	27	26	27	25	27	28	27	28	28	24
SVMT	28																				0	0	0	0
SVPA	28																				0	0	0	0
SVSA	28									0	0	0	0	0	0	0	0	24	27	25	26	28	28	23
SVSO	28																				0	0	0	0
SVSR	28																				0	0	0	0
SVVA	28									20	21	24	22	22	22	17	21	14	7	27	25	18	26	18
SVVP	28																				0			0

- D5 -

Lugar	Prev.	2000		2001				2002				2003				2004			2005				2006	
		Jun	Nov	Mar	Jun	Set	Nov	Mar	Jun	Set	Nov	Mar	Jun	Set	Nov	Mar	Jun	Nov	Mar	Jun	Set	Nov	Mar	Jun
Región CAR																								
Anguilla																								
TQPF	28	0	0	0	0	0	0	0	0	0	0	0	0	0	0	0	0	0	0	0	0	0	0	0
Antigua e Barbuda																								
TAPA	28	20	20	18	21	20	17	17	24	22	22	16	21	17	16	14	24	18	18	18	15	22	22	26
Antillas Francesas																								
TFFF	28	26	25	0	0	25	26	27	28	23	27	26	21	26	26	25	0	18	23	0	28	27	27	28
TFFR	28	23	26	28	20	26	27	26	28	24	27	21	20	27	28	27	27	28	23	28	27	27	28	27
Antillas Holandesas																								
TNCB	28	1	27	27	28	28	28	26	28	25	28	26	26	27	26	28	28	28	28	28	26	27	28	28
TNCC	28	1	28	28	28	28	28	27	28	25	28	26	27	27	28	28	27	28	28	28	26	28	28	28
TNCE	28	0	0	0	0	0	0	0	0	0	0	0	0	0	0	0	0	0	0	0	0	0	0	0
TNCM	28	1	23	28	27	28	5	23	26	22	26	28	28	28	26	27	27	25	28	27	26	26	28	28
Aruba																								
TNCA	28	10	28	28	28	28	27	27	28	25	28	26	27	27	27	28	27	28	28	28	26	28	27	27
Barbados																								
TBPB	28	1	26	28	25	20	27	27	24	24	25	28	20	27	19	18	28	28	26	26	27	27	28	27
Belize																								
MZBZ	28	0	0	1	0	1	6	0	0	0	0	0	0	0	0	0	0	0	0	0	0	0	1	16
Costa Rica																								
MRLB	28	23	21	24	24	26	27	23	25	10	16	28	22	26	27	25	26	27	27	28	25	28	21	27
MRLM	28	24	12	24	23	25	27	23	25	10	25	28	22	26	25	24	26	27	27	28	23	28	21	27
MROC	28	24	21	25	24	26	27	23	25	16	26	28	22	27	27	28	28	27	28	28	26	28	21	27
MRPV	28	24	21	24	24	25	27	23	25	10	25	28	22	26	25	24	26	27	28	28	25	28	21	27
MRSJ	28																					0	0	0

Lugar	Prev.	2000		2001				2002				2003				2004			2005				2006			
		Jun	Nov	Mar	Jun	Set	Nov	Mar	Jun	Set	Nov	Mar	Jun	Set	Nov	Mar	Jun	Nov	Mar	Jun	Set	Nov	Mar	Jun		
Cuba																										
MUBA	28																				0	1	0	0		
MUBY	28																				0	0	0	0		
MUCA	28													0	1	0	0	0	0	0	0	0	1	0	0	
MUCL	28													0	1	0	0	0	0	0	0	0	7	8	7	8
MUCM	28	27	18	27	26	21	28	26	28	26	28	27	25	25	27	28	28	27	28	27	26	28	27	28		
MUCU	28	27	17	27	26	20	28	26	28	26	28	27	27	27	27	28	28	27	28	27	26	28	27	28		
MUGT	28																				0	1	0	0		
MUHA	28	27	18	27	25	21	28	26	28	26	28	27	26	28	27	28	26	16	28	27	26	28	28	28		
MUHG	28													27	26	28	28	27	28	27	26	28	27	28		
MUMO	28																				0	2	0	0		
MUMZ	28																				0	0	0	0		
MUVR	28	27	18	27	26	20	28	26	28	26	28	27	27	28	27	28	28	27	27	26	26	28	28	28		
Dominica																										
TDPD	28	0	0	0	0	0	0	0	0	0	0	0	0	0	0	0	0	0	0	0	0	0	0	0	0	
TDPR	28	0	0	0	0	0	0	0	0	0	0	0	0	0	0	0	0	0	0	0	0	0	0	0	0	
El Salvador																										
MSLP	28	12	0	23	21	23	23	13	26	0	0	0	0	0	0	0	0	0	0	0	0	0	0	1	27	
MSSS	28	10	0	17	19	20	23	13	27	0	0	0	0	0	0	0	0	0	0	0	0	0	0	1	26	
Granada																										
TGPY	28	0	7	8	6	10	10	8	11	12	12	16	21	5	17	13	4	10	14	1	11	9	7	13		
TGPZ	28	1	0	0	0	0	0	0	0	0	0	0	0	0	0	0	0	0	0	0	0	0	0	0	0	
Guatemala																										
MGFL	28		0	6	3	3	3	1	11	6	3	1	9	4	8	5	0	0	2	7	7	9	3	8		
MGGT	28	9	13	13	11	11	13	11	23	12	19	17	14	13	17	12	18	27	28	28	25	28	26	20		
MGPB	28													10	15	12	10	28	28	23	19	28	26	19		
MGSJ	28													10	16	13	10	21	21	22	19	28	26	19		
MGTK	28																				17	18	23	15		
Haiti																										
MTCH	28	0	0	2	0	0	0	3	0	0	0	0	0	0	0	0	0	0	0	0	0	0	0	0	0	
MTPP	28	0	0	2	0	0	0	9	9	0	0	0	0	0	0	0	1	0	2	0	0	14	11	14	0	

- D7 -

Lugar	Prev.	2000		2001				2002				2003				2004			2005				2006	
		Jun	Nov	Mar	Jun	Set	Nov	Mar	Jun	Set	Nov	Mar	Jun	Set	Nov	Mar	Jun	Nov	Mar	Jun	Set	Nov	Mar	Jun
Honduras																								
MHLC	28		13	26	15	28	23	24	26	25	26	25	23	25	26	22	28	27	27	23	17	22	25	19
MHLM	28	21	13	26	15	28	23	24	26	26	26	26	23	25	26	22	28	27	26	22	16	21	25	19
MHRO	28													25	26	21	28	27	26	24	16	21	21	19
MHTG	28	21	13	26	15	28	24	24	26	26	25	26	23	24	26	22	28	27	27	24	16	22	25	19
Ilhas Bahamas																								
MYAM	28													0	0	0	0	0	0	0	0	0	0	0
MYAT	28													0	0	0	0	0	0	0	0	0	0	0
MYBS	28													0	0	0	0	0	0	0	0	0	0	0
MYEG	28	0	0	0	0	0	0	0	0	0	0	0	0	0	0	0	0	0	0	0	0	0	0	0
MYEH	28													0	0	0	0	0	0	0	0	0	0	0
MYEM	28		0	0	0	0	0	0	0	0	0	0	0	0	0	0	0	0	0	0	0	0	0	0
MYER	28																				0	0	0	0
MYGF	28	0	7	1	0	1	2	3	0	0	0	1	0	0	0	0	0	0	0	0	0	0	1	0
MYGW	28													0	0	0	0	0	0	0	0	0	0	0
MYLS	28		0	0	0	0	0	0	0	0	0	0	0	0	0	0	0	0	0	0	0	0	0	0
MYNN	28	28	23	24	24	27	22	27	25	26	27	25	26	26	6	0	24	11	20	10	25	27	13	22
MYSM	28													0	0	0	0	0	0	0	0	0	0	0
Ilhas Cayman																								
MWCB	28	0	0	1	0	0	19	20	15	21	23	28	24	24	23	20	0	25	0	0	0	0	0	0
MWCR	28	0	0	2	0	0	20	21	15	19	23	28	25	25	24	22	0	25	0	0	0	0	1	0
Ilhas Turks and Caicos																								
MBGT	28	0	15	12	7	18	9	12	11	14	13	13	17	8	1	0	8	7	3	8	11	17	6	10
MBPV	28	17	12	6	4	15	9	11	9	12	11	11	18	7	0	0	8	6	4	7	10	14	6	10
MBSC	28	0	0	0	0	0	0	0	0	0	0	0	0	0	0	0	0	0	0	0	0	0	0	0
Ilhas Virgens (Inglaterra)																								
TUPJ	28	0	0	0	0	0	0	0	0	0	0	0	0	0	0	0	0	0	0	0	0	0	0	0
TUPW	28	0	0	0	0	0	0	0	0	0	0	0	0	0	0	0	0	0	0	0	0	0	0	0
Ilhas Virgens (Estados Unidos)																								
TIST	28	28	24	27	28	28	27	26	28	24	28	28	28	28	27	28	28	25	28	28	27	27	28	28
TISX	28	15	24	27	27	28	27	26	28	23	28	28	28	28	27	28	28	26	28	28	27	27	28	28

Lugar	Prev.	2000		2001				2002				2003				2004			2005				2006	
		Jun	Nov	Mar	Jun	Set	Nov	Mar	Jun	Set	Nov	Mar	Jun	Set	Nov	Mar	Jun	Nov	Mar	Jun	Set	Nov	Mar	Jun
Jamaica																								
MKJP	28		24	24	27	26	26	26	26	24	27	24	20	25	26	27	26	27	26	25	20	28	28	24
MKJS	28	15	23	24	27	26	25	26	27	24	26	23	19	24	25	28	25	27	22	28	20	27	28	24
México																								
MMAA	28	21	20	24	26	21	26	27	26	22	21	25	25	28	25	28	28	25	24	28	26	26	26	27
MMAN	28									0	0	0	0	0	0	0	0	0	0	0	0	0	1	14
MMAS	28																				0	0	1	1
MMBT	28									0	0	0	0	0	0	0	0	0	0	0	0	0	0	1
MMCE	28																				0	0	0	1
MMCL	28																		0	0	0	0	0	14
MMCM	28									0	0	0	0	0	0	0	0	0	0	0	0	0	1	14
MMCN	28																				0	0	1	1
MMCP	28		0	0	0	0	0	0	0	0	0	0	0	0	0	0	0	0	0	0	0	0	0	14
MMCS	28									0	0	0	0	0	0	0	0	0	0	0	0	0	1	14
MMCU	28									0	0	0	0	0	0	0	0	0	0	0	0	0	1	14
MMCV	28																				0	0	0	1
MMCZ	28	11	10	13	13	13	14	13	13	12	12	13	14	14	12	14	14	13	14	14	15	13	14	14
MMDO	28																		0	0	0	0	1	14
MMGL	28	23	20	24	25	23	27	27	27	19	25	23	26	26	26	28	28	28	25	26	24	27	26	28
MMGM	28									0	0	0	0	0	0	0	0	0	0	0	0	0	1	14
MMHO	28									0	0	0	0	0	0	0	0	0	0	0	0	0	1	14
MMLO	28									0	0	0	0	0	0	0	0	0	0	0	0	0	1	14
MMLP	28									0	0	0	0	0	0	0	0	0	0	0	0	0	0	14
MMLT	28									0	0	0	0	0	0	0	0	0	0	0	0	0	1	1
MMMA	28									0	0	0	0	0	0	0	0	0	0	0	0	0	1	14
MMMC	28																		0	0	0	0	0	0
MMMD	28	20	19	23	24	24	25	25	26	21	21	24	26	27	25	26	28	27	28	24	25	27	26	28
MMML	28									0	0	0	0	0	0	0	0	0	0	0	0	0	1	14
MMMM	28																		0	0	0	0	1	14
MMMXX	28	18	19	22	22	20	23	24	21	18	22	23	24	26	25	27	28	25	24	23	21	25	22	27
MMMY	28	25	18	27	24	25	27	27	27	22	24	28	27	27	27	27	28	27	27	27	26	27	27	28
MMMZ	28	1	0	1	1	0	4	0	0	0	1	0	0	0	0	0	0	27	27	26	25	27	28	28
MMNG	28																		0	0	0	0	0	0
MMNL	28									0	0	0	0	0	0	0	0	0	0	0	0	0	1	14
MMOX	28																				0	0	1	1

Lugar	Prev.	2000		2001				2002				2003				2004			2005				2006	
		Jun	Nov	Mar	Jun	Set	Nov	Mar	Jun	Set	Nov	Mar	Jun	Set	Nov	Mar	Jun	Nov	Mar	Jun	Set	Nov	Mar	Jun
República Dominicana																								
MDBH	28													5	2	7	2	2	2	7	6	6	3	12
MDHE	28													19	26	18	10	11	13	23	14	6	0	0
MDLR	28	28	26	28	26	25	27	27	28	25	28	28	28	28	28	27	26	24	25	27	25	24	24	26
MDPC	28	28	27	28	25	26	27	27	28	25	28	28	28	28	28	28	26	28	24	28	26	24	24	26
MDPP	28	28	24	28	25	24	27	27	28	25	27	28	27	28	28	28	26	26	25	28	26	24	24	25
MDSO	28	28	27	28	26	25	27	27	28	26	28	28	27	28	28	28	26	26	24	28	25	24	24	25
MDST	28	28	27	28	26	26	27	27	2	2	28	28	27	28	28	28	26	26	25	28	26	24	24	25
Saint Kitts and Nevis																								
TKPK	28	20	12	11	16	14	0	19	17	10	15	15	16	16	10	19	19	17	19	20	20	17	20	20
TKPN	28	0	0	0	0	0	11	0	0	0	0	0	0	0	0	0	0	0	0	0	0	0	0	0
Santa Lúcia																								
TLPC	28	0	18	20	24	23	21	22	17	18	23	15	4	2	0	1	25	23	22	28	22	27	25	21
TLPL	28	1	20	23	27	25	23	25	19	21	24	16	5	5	2	13	28	24	23	28	22	28	25	22
San Vicente e Grenadinas																								
TVSB	28													0	0	0	0	0	0	0	0	0	0	0
TVSC	28									0	0	0	0	0	0	0	0	0	0	0	0	0	0	0
TVSM	28													0	0	0	0	0	0	0	0	0	0	0
TVSU	28									0	0	0	0	0	0	0	0	0	0	0	0	0	0	0
TVSV	28	0	0	13	13	10	14	14	13	11	13	14	9	13	8	8	14	15	13	13	13	14	13	13
Trinidad e Tobago																								
TTCP	28	1	28	28	27	26	26	26	25	25	27	27	24	26	28	28	8	26	26	5	27	20	27	22
TTTP	28	1	28	28	27	28	27	26	26	25	27	27	25	27	28	28	9	27	26	28	27	20	27	22
Región NAM																								
Canadá																								
CYMX	28		27	25	28	0	28	17	27	26	27	28	28	28	27	26	28	28	28	27	27	27	28	28
CYOW	28		0	0	0	0	0	0	0	0	0	0	0	0	0	0	0	28	28	27	27	27	28	28
CYQG	28		0	0	0	0	0	0	0	0	0	0	0	0	0	0	0	28	28	27	27	27	28	28
CYQY	28		0	0	0	0	0	0	0	0	0	0	0	0	0	0	0	0	0	0	0	0	0	1
CYUL	28		27	28	28	0	27	17	27	26	27	28	28	28	27	27	28	28	28	27	27	27	28	28
CYVR	28		0	0	0	0	0	0	0	0	0	0	0	0	0	0	0	28	28	27	27	27	28	28

- D11 -

Lugar	Prev.	2000		2001				2002				2003				2004			2005				2006	
		Jun	Nov	Mar	Jun	Set	Nov	Mar	Jun	Set	Nov	Mar	Jun	Set	Nov	Mar	Jun	Nov	Mar	Jun	Set	Nov	Mar	Jun
Canadá																								
CYYZ	28		0	0	2	0	0	0	0	0	0	0	0	0	0	0	0	28	28	27	27	27	28	28
Estados Unidos																								
KATL	28		25	28	27	28	27	1	26	24	28	28	28	26	27	25	28	26	25	28	27	26	27	28
KBDL	28		23	28	28	27	27	0	27	24	27	28	26	25	25	26	27	18	26	27	24	24	27	28
KBOS	28		24	28	28	27	27	1	27	26	27	28	28	25	27	26	28	15	25	25	23	22	28	28
KBWI	28		25	28	27	28	27	2	28	26	27	26	28	25	25	28	27	18	25	27	23	25	28	28
KCLE	28		25	28	28	27	27	2	27	26	27	28	27	28	26	27	28	28	28	26	25	24	27	27
KDEN	28		26	28	28	27	27	0	28	25	27	28	28	26	27	25	28	27	26	26	23	26	26	27
KDFW	28		25	28	28	28	27	1	28	25	28	26	28	26	26	24	27	26	28	27	26	25	27	27
KDTW	28		24	27	28	28	27	2	26	25	26	28	27	26	26	27	27	28	27	27	23	23	28	27
KEWR	28		24	28	28	27	27	1	26	25	27	27	28	24	24	27	27	28	28	27	25	27	28	27
KFAT	28		24	28	27	28	27	0	28	26	27	28	28	28	25	23	26	27	25	27	25	25	26	28
KFLL	28		24	28	28	27	27	1	28	26	25	28	27	26	27	26	28	28	24	26	24	25	27	25
KIAD	28		25	28	28	28	27	2	28	26	27	28	27	25	25	26	28	27	26	26	27	26	28	26
KIAG	28		23	28	27	28	24	0	25	25	26	28	27	24	24	26	28	27	24	26	27	27	28	28
KIAH	28		25	28	28	27	27	1	26	26	28	28	28	28	26	27	27	26	25	24	23	27	28	27
KIND	28		25	28	28	28	27	2	25	23	27	28	27	25	24	25	26	27	26	27	23	26	28	28
KJFK	28		24	28	27	27	27	2	27	26	25	27	28	28	23	28	25	27	21	27	22	26	27	26
KLAS	28		25	28	28	26	27	0	26	25	28	28	25	28	26	26	28	27	26	27	23	27	27	28
KLAX	28		24	28	27	27	27	1	28	26	28	26	28	27	26	28	28	26	24	28	24	25	28	28
KMIA	28		24	28	28	27	27	1	28	25	24	27	27	26	25	24	28	25	26	28	27	27	28	27
KMKE	28		23	28	28	28	27	0	27	26	27	27	28	24	26	25	28	28	25	24	25	26	28	28
KMSY	28		25	27	28	28	27	0	27	24	27	27	28	28	26	26	28	27	24	26	26	25	26	26
KOAK	28		23	28	28	27	27	1	27	26	26	26	27	25	25	25	28	28	27	28	25	26	28	27
KONT	28		24	28	28	27	27	2	26	26	25	27	27	26	24	26	28	25	25	26	26	26	28	28
KORD	28		25	28	28	27	27	2	27	26	26	27	27	27	24	27	27	27	26	27	25	25	28	26
KORL	28		0	0	0	0	0	0	0	0	0	0	0	0	0	0	0	0	0	0	0	0	0	0
KPBI	28		23	28	28	27	27	1	25	25	25	28	27	25	26	26	28	28	27	27	24	26	28	28
KPHL	28		23	27	28	27	27	1	28	26	27	27	28	26	25	25	25	28	25	28	25	25	28	27
KPHX	28		25	28	27	27	27	1	27	23	26	27	28	28	26	25	28	27	26	27	23	25	27	27
KPIT	28		26	28	28	28	26	2	27	25	26	26	27	28	27	26	27	27	28	28	26	26	28	28
KPUB	28		20	28	27	8	27	0	28	26	25	28	27	28	26	27	28	27	27	26	27	26	28	27
KSAN	28		24	28	28	27	27	2	29	25	26	27	28	27	27	25	28	26	28	27	26	27	28	28
KSAT	28		24	27	27	28	26	0	28	25	27	28	27	27	27	23	27	27	27	26	25	23	28	27

- D13 -

Lugar	Prev.	2000		2001				2002				2003				2004			2005				2006	
		Jun	Nov	Mar	Jun	Set	Nov	Mar	Jun	Set	Nov	Mar	Jun	Set	Nov	Mar	Jun	Nov	Mar	Jun	Set	Nov	Mar	Jun
Guiné Bissau																								
GGOV	28		0	2	7	0	0	0	2	0	0	0	0	0	0	0	0	0	0	0	0	0	1	0
Ilhas Canárias																								
GCLP	28		26	26	28	28	26	26	28	25	28	26	28	28	28	20	28	28	28	28	27	27	28	28
GCTS	28		26	26	28	28	26	26	28	24	28	26	28	28	28	20	28	28	27	28	27	27	28	28
Libéria																								
GLRB	28		0	0	0	0	0	0	0	0	0	0	0	0	0	0	0	0	13	10	13	11	13	1
Marrocos																								
GMAA	28		0	0	0	0	0	0	0	0	0	0	0	0	0	0	0	0	0	0	0	0	0	0
GMME	28		0	19	0	2	1	0	0	0	0	0	0	0	0	0	0	0	0	0	0	0	0	0
GMMN	28		0	18	0	2	1	0	0	0	0	0	0	0	0	0	0	0	0	0	0	0	0	0
Mauritânia																								
GQNN	28		0	1	6	1	3	0	1	0	0	0	0	0	0	0	0	0	0	0	0	0	1	0
GQPP	28		0	0	5	1	3	0	1	0	0	0	0	0	0	0	0	0	0	0	0	0	1	0
Nigéria																								
DNKN	28		0	0	7	1	4	0	0	0	0	0	4	5	0	0	0	1	0	0	0	0	1	1
DNMM	28		0	2	8	1	6	0	0	0	0	0	7	5	7	13	14	15	2	15	20	15	22	14
República do Guiné																								
GUCY	28		9	4	7	5	3	0	15	0	0	0	0	0	0	0	0	0	27	17	27	27	26	12
Senegal																								
GOOY	28		16	13	17	21	17	15	23	21	21	19	24	22	20	16	22	25	19	19	22	21	23	25
Serra Leoa																								
GFLI	28		0	0	0	1	0	0	0	0	0	0	0	0	0	0	0	0	18	7	15	18	17	14
Togo																								
DXXX	28		10	22	24	27	27	26	18	25	25	28	28	23	28	27	25	27	26	26	26	27	28	26

Lugar	Prev.	2000		2001				2002				2003				2004			2005				2006	
		Jun	Nov	Mar	Jun	Set	Nov	Mar	Jun	Set	Nov	Mar	Jun	Set	Nov	Mar	Jun	Nov	Mar	Jun	Set	Nov	Mar	Jun
Zaire																								
FZAA	28		0	13	21	28	27	27	27	21	27	25	28	27	27	26	21	22	26	28	26	27	20	25
Región EUR																								
Alemanha																								
EDDF	28		0	0	0	3	0	0	0	0	0	1	0	0	0	0	0	0	0	0	28	28	28	28
EDDH	28		0	0	0	3	0	0	0	0	0	1	0	0	0	0	0	0	0	0	28	28	28	28
EDDK	28		0	0	0	3	0	0	0	0	0	1	0	0	0	0	0	0	0	0	28	28	28	28
EDDL	28		0	0	0	3	0	0	0	0	0	1	0	0	0	0	0	0	0	0	28	28	28	28
EDDM	28		0	0	0	3	0	0	0	0	0	1	0	0	0	0	0	0	0	0	28	28	28	28
EDDS	28		0	0	0	3	0	0	0	0	0	1	0	0	0	0	0	0	0	0	28	28	28	28
ETBS	28		0	0	0	0	0	0	0	0	0	0	0	0	0	0	0	0	0	0	0	0	0	0
ETDN	28		0	0	0	0	0	0	0	0	0	0	0	0	0	0	0	0	0	0	0	0	0	0
Áustria																								
LOWG	28		0	0	0	3	0	0	0	0	0	0	0	0	0	0	0	0	0	0	28	28	28	24
LOWW	28		0	0	0	3	0	0	0	0	0	1	0	0	0	0	0	0	0	0	28	28	28	28
Bélgica																								
EBBR	28		0	0	0	4	0	0	0	0	0	1	0	0	0	0	0	0	0	0	28	27	28	28
Dinamarca																								
EKCH	28		27	28	28	28	27	27	28	25	22	27	28	27	28	20	28	28	27	28	28	28	28	28
Espanha																								
LEAL	28		26	27	27	27	27	27	28	23	27	27	28	27	28	18	27	28	27	28	28	28	28	28
LEBL	28		26	28	27	24	24	26	27	24	27	27	28	28	27	18	26	28	27	25	28	28	28	28
LEMD	28		26	26	26	28	25	27	26	25	24	25	27	28	26	17	28	28	28	28	28	28	28	28
LEMG	28		25	25	24	25	25	26	28	25	26	27	27	28	28	18	28	28	24	28	28	27	28	28
LEST	28		25	25	26	27	27	26	27	24	27	26	28	26	26	19	28	28	26	28	27	27	28	28
LEVC	28		27	27	27	27	27	27	28	22	27	27	28	27	28	19	28	28	27	28	28	28	28	28
LEZE	28		0	0	0	0	0	0	0	0	0	0	0	0	0	0	0	0	0	0	0	0	0	0
LEZL	28		26	28	28	25	27	27	28	25	28	28	27	26	28	19	26	28	28	28	28	28	28	28
Finlândia																								
EFHK	28		27	0	0	3	0	0	0	0	0	2	0	0	0	0	0	0	0	0	28	28	28	28

Lugar	Prev.	2000		2001				2002				2003				2004			2005				2006	
		Jun	Nov	Mar	Jun	Set	Nov	Mar	Jun	Set	Nov	Mar	Jun	Set	Nov	Mar	Jun	Nov	Mar	Jun	Set	Nov	Mar	Jun
Luxemburgo																								
ELLX			26	26	28		26	26	26	24	27	27	26	27	27	0	0	0	0	0	27	27	24	28
Polônia																								
EPWA	28		0	0	0	3	0	0	0	0	0	1	0	0	0	0	0	0	0	28	28	28	28	
Portugal																								
LPAZ	28																			28	27	28	28	
LPFR	28		26	27	28	28	27	17	28	26	25	27	28	28	27	20	28	28	28	28	28	28	28	
LPPR	28		26	27	28	28	27	17	28	26	23	27	28	28	28	20	28	28	28	28	28	28	28	
LPSS	28		26	24	28	27	27	17	28	26	24	27	28	28	28	19	28	28	28	28	28	28	28	
LPPT	28		26	27	28	28	27	17	28	26	24	26	28	28	28	20	28	28	28	28	28	28	28	
República Tcheca																								
LKPR	28		0	0	0	1	0	0	0	0	0	1	0	0	0	0	0	0	0	28	28	28	28	
Rússia																								
UUEE	28		0	0	0	2	0	0	0	0	0	1	0	28	27	28	28	28	26	28	28	28	28	
Slováquia																								
LZIB			0	7	0	3	0	0	0	0	0	0	0	0	0	0	0	0	0	0	0	0	28	28
Suíça																								
LSGG	28		0	27	26	27	26	26	28	25	27	27	0	27	26	19	28	28	26	28	28	28	28	24
LSZH	28		0	28	26	27	24	25	27	25	27	23	0	27	26	21	25	28	26	28	28	27	27	24
Región ASIA																								
Austrália																								
YSSY	28		0	0	0	16	0	0	0	0	0	0	0	0	0	0	0	0	0	0	0	0	0	
Nova Zelândia																								
NZAA	28		27	28	11	27	27	27	28	27	28	28	27	28	28	28	28	28	28	28	26	27	28	28
NZCH	28		27	28	11	27	26	27	28	27	28	28	27	28	28	28	28	28	28	28	26	27	28	28
NZWN	28		27	28	11	27	27	27	28	27	28	28	27	28	28	28	28	28	28	28	26	27	28	28

- D17 -

Lugar	Prev.	2000		2001				2002				2003				2004			2005				2006	
		Jun	Nov	Mar	Jun	Set	Nov	Mar	Jun	Set	Nov	Mar	Jun	Set	Nov	Mar	Jun	Nov	Mar	Jun	Set	Nov	Mar	Jun
Región PAC																								
Polinesia Francesa																								
NTAA	28		26	25	24	26	25	25	27	25	27	25	26	28	28	27	27	28	27	28	28	25	28	28
NTTG	28		0	0	0	0	0	0	0	0	0	0	0	0	0	0	0	0	0	0	0	0	0	0

Nota:  No previsto Intercambio de TAF en ese período.