



Jose Ricardo Botelho
CEO ALTA

May 2024





THE AIRLINE INDUSTRY JOINS FOR PEOPLE FACING A TRAGEDY WITHOUT PRECEDENT IN BRAZIL.

IF WE EACH DO A LITTLE, TOGETHER WE'LL DO A LOT!

PLEASE CONTRIBUTE HERE

 www.dw.com



MALHA EMERGENCIAL

Malha sujeita à alteração. Consulte os sites das companhias aérea

Azul  +150 voos extras

de 10 a 30 de maio

- Campinas (VCP) x Santo Ângelo (GEL)
- Santo Ângelo (GEL) x Campinas (VCP)
- Campinas (VCP) x Santa Maria (RIA)
- Santa Maria (RIA) x Campinas (VCP)
- Curitiba (CWB) x Uruguiana (URG)
- Uruguiana (URG) x Curitiba (CWB)

GOL  +122 voos extras

de 14 a 30 de maio

- Congonhas (CGH) x Florianópolis (FLN)
- Florianópolis (FLN) x Congonhas (FLN)
- Galeão (GIG) x Florianópolis (FLN)
- Florianópolis (FLN) x Galeão (GIG)
- Guarulhos (GRU) x Passo Fundo (PFB)
- Passo Fundo (PFB) x Guarulhos (GRU)
- Congonhas (CGH) x Caxias do Sul (CXJ)
- Caxias do Sul (CXJ) x Congonhas (CGH)

LATAM AIRLINES  +126 voos extras

de 10 a 30 de maio

- Guarulhos (GRU) x Florianópolis (FLN)
- Florianópolis (FLN) x Guarulhos (GRU)
- Guarulhos (GRU) x Jaguaruna (JJG)
- Jaguaruna (JJG) x Guarulhos (GRU)
- Guarulhos (GRU) x Caxias do Sul (CXJ)
- Caxias do Sul (CXJ) x Guarulhos (GRU)
- Congonhas (CGH) x Caxias do Sul (CXJ)
- Caxias do Sul (CXJ) x Congonhas (CGH)

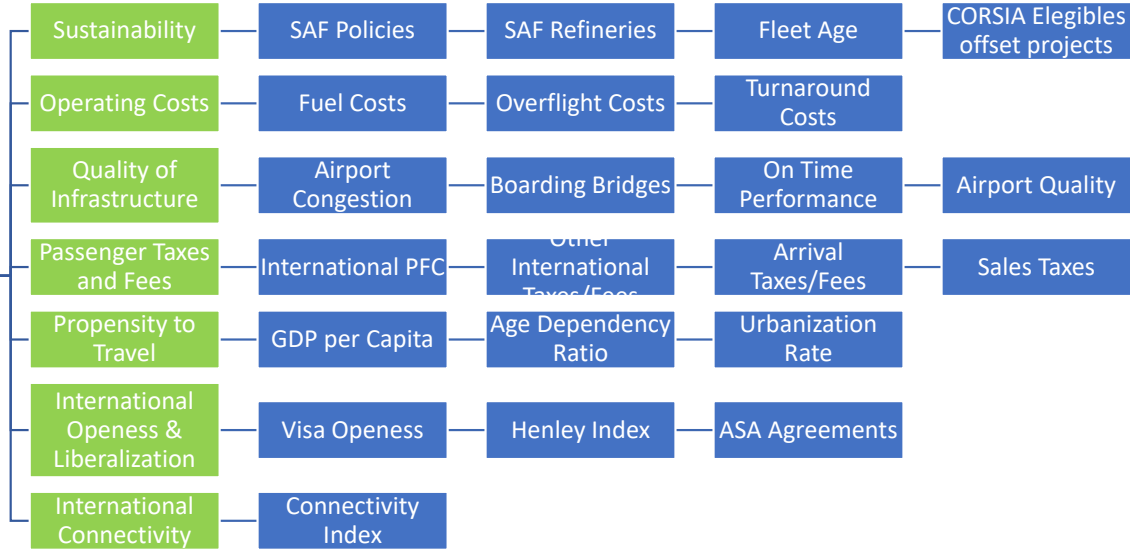
VOEPASS  +8 voos extras

de 15 a 29 de maio

- Congonhas (CGH) x Uruguiana (URG)
- Uruguiana (URG) x Congonhas (CGH)
- Congonhas (CGH) x Santa Maria (RIA)
- Santa Maria (RIA) x Congonhas (CGH)
- Congonhas (CGH) x Santo Ângelo (GEL)
- Santo Ângelo (GEL) x Congonhas (CGH)
- Congonhas (CGH) x Pelotas (PET)
- Pelotas (PET) x Congonhas (CGH)



ALTA AMADEUS Competiveness Index



Is the region competitive for the development of air transport?

	Country/ Pillar	Sustainability	Operating Costs	Quality of Infrastructure	Taxes and Fees	Propensity to Travel	International Openness and Liberalization	International Connectivity	Total
1	Brazil	0.98	0.61	0.41	1.00	0.61	0.72	0.34	6.92
2	Panama	0.48	0.80	0.84	0.87	0.74	0.60	0.24	6.82
3	Mexico	0.19	0.66	0.56	0.87	0.65	0.58	0.94	6.15
4	Costa Rica	0.34	0.76	0.69	0.92	0.64	0.59	0.16	6.12
5	Chile	0.20	0.62	0.84	0.97	0.68	0.69	0.12	6.09
6	Colombia	0.59	0.63	0.57	0.75	0.61	0.56	0.39	6.03
7	Trinidad and Tobago	0.35	0.74	0.63	0.90	0.56	0.47	0.04	5.65
8	Bahamas	0.03	0.68	0.71	0.81	0.82	0.62	0.31	5.65
9	Dominican Rep.	0.29	0.45	0.55	0.83	0.68	0.75	0.42	5.55
10	Guatemala	-	0.74	0.84	0.94	0.56	0.46	0.08	5.50
11	Aruba	0.07	0.80	0.59	0.90	0.64	0.37	0.21	5.35
12	El Salvador	0.09	0.68	0.74	0.93	0.52	0.44	0.09	5.34
13	Venezuela	0.01	0.78	0.79	0.78	0.53	0.43	0.04	5.14
14	Jamaica	0.12	0.34	0.78	0.84	0.52	0.55	0.21	4.91
15	Ecuador	0.06	0.43	0.81	0.82	0.52	0.56	0.10	4.90
16	Peru	0.03	0.69	0.40	0.85	0.54	0.34	0.15	4.56
17	Belize	0.07	0.64	0.50	0.78	0.57	0.52	0.05	4.51
18	Bolivia	0.04	0.53	0.58	0.73	0.61	0.55	0.03	4.50
19	Argentina	0.07	0.53	0.76	-	0.66	0.65	0.17	4.50
20	Cuba	0.03	0.23	0.31	0.97	0.47	0.28	0.16	4.50

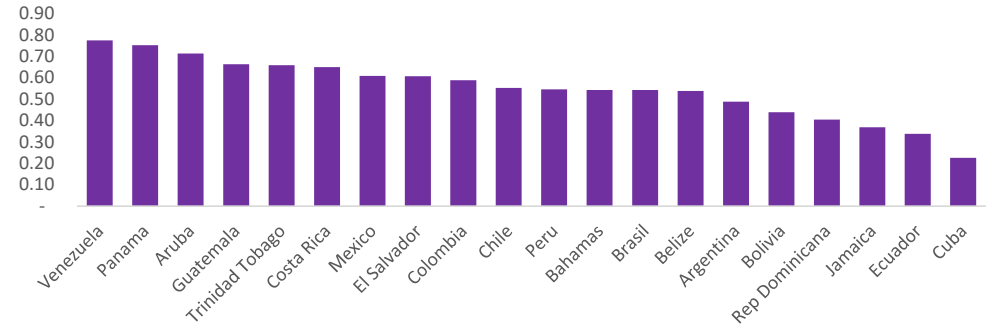
KEY PILLARS: Operating Costs

Airlines transfer efficiencies to passengers

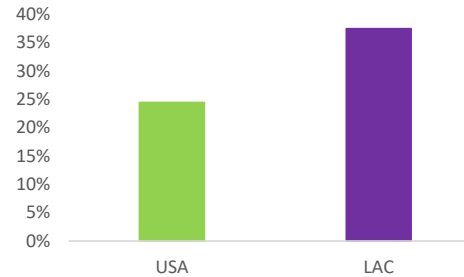
Evolution of CASK (cost per available seat-km) and Yield (revenue per passenger-km) for LAC Airlines
Inflation-Adjusted Values.



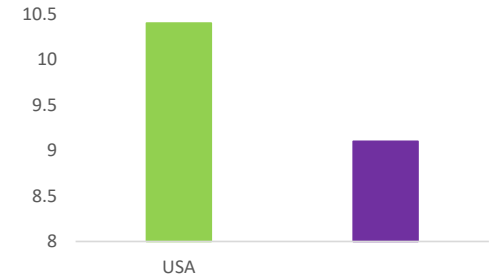
Operating Costs Competitiveness Ranking



Fuel as % of Operating Costs



Fuel Consumption per 1,000 RPKs



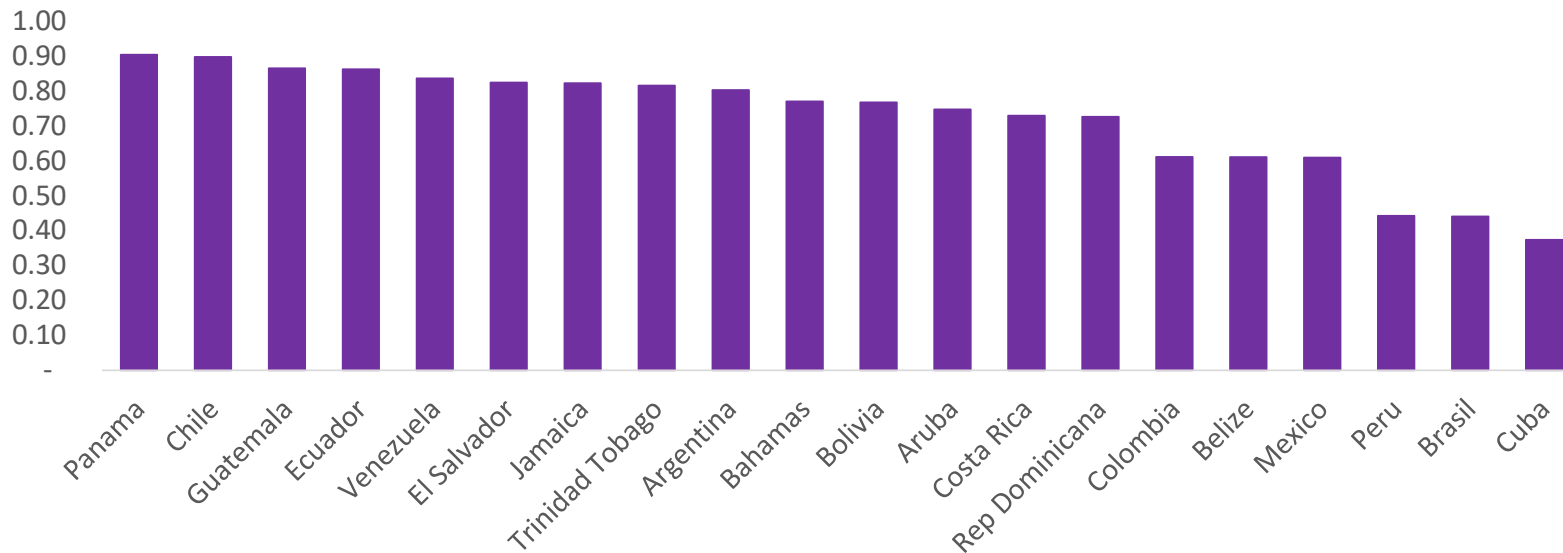
Source: ALTA Analysis based on airlines financial statements

KEY PILLARS: Infrastructure

>50% of flights in the region takeoff/land from a saturated airport

Only 0.07% of Region's GDP has been invested in Air Transport Infrastructure (2008-2022)

Quality of Infrastructure Competitiveness Ranking

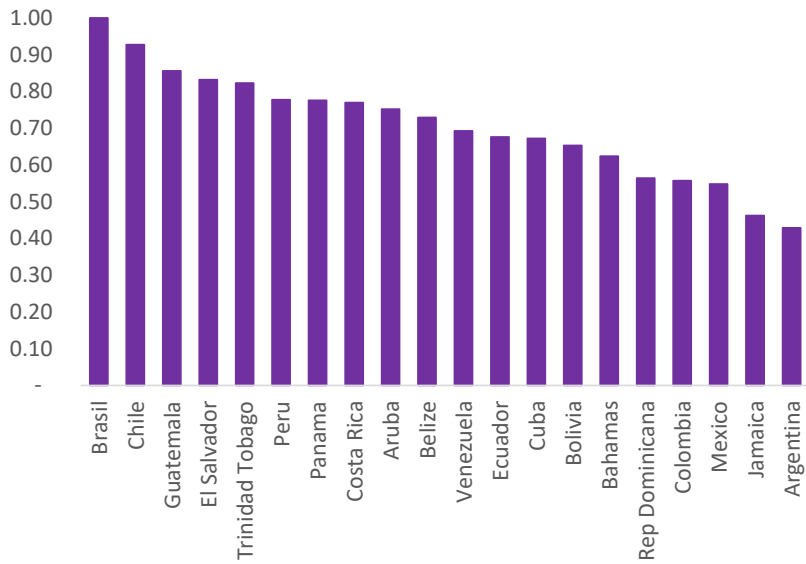


Source: ALTA, INFRA LATAM, World Bank

KEY PILLARS: Pax Charges and Fees

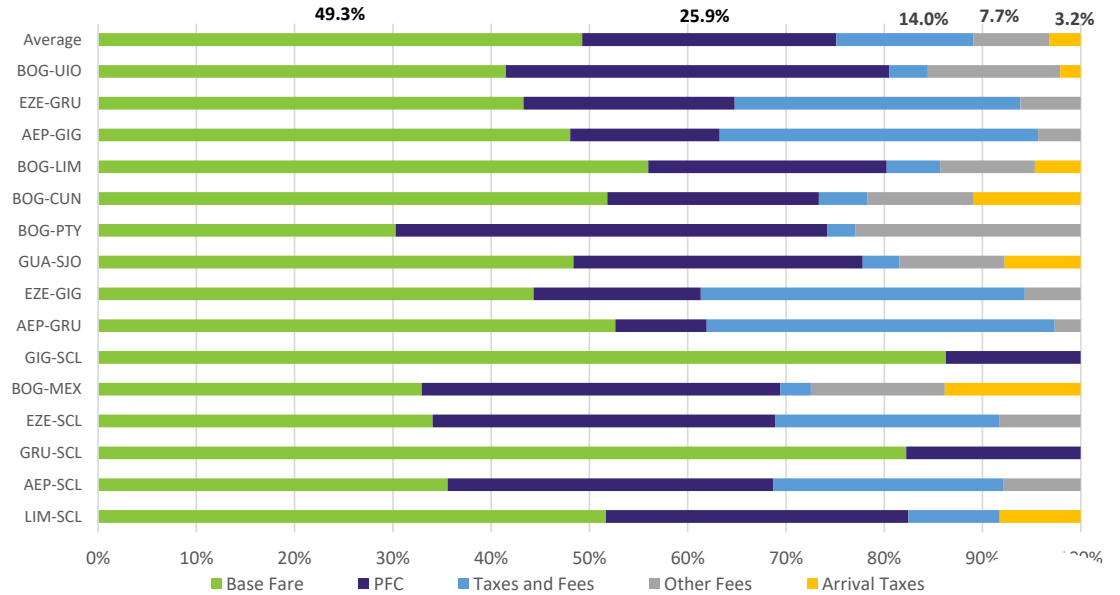
Taxes and Fees represent >50% of total ticket costs for Intra-Regional Routes

Charges and Fees Competitiveness Ranking



Source: ALTA

% of base fare, taxes and fees over final ticket price (top 15 international intra-regional routes)



WE ARE ONE REGION
We are together

Efficiency
Collaborative work
Data





www.alta.aero



@ALTA_aero



ALTA Latin American and Caribbean Air Transport Association

