



| ICAO

INTERNATIONAL CIVIL AVIATION ORGANIZATION

A UN SPECIALIZED AGENCY



Frequency Finder

1 Installing, Start page, Home page



About the Frequency Finder tool

How did it all start?



- Frequency Finder has been developed with FileMaker Pro Advanced
- Frequency assignment planning criteria as per the Handbook Volume II implemented
- VHF COM Module and NAV Module in the Frequency Finder tool. Also SSR II/SI Code stand-alone Module is available.
- Calculation of interference areas, assessing compatibility between frequency assignments /searching for compatible II /SI codes
- Graphical interface with Google Earth - Plotting interference
- Global COM list 2, COM list 3 and Table of SSR Mode S II Codes are maintained by Regional Offices

Reminder:

Before attending the workshop

Participants are encouraged to:

- Install the latest version of Frequency Finder software (**FF2023.01.RT.exe**) to the computers

<https://www.icao.int/safety/FSMP/Documents/Forms/AllItems.aspx?RootFolder=%2fsafety%2ffsmp%2fdocuments%2ffrequencyfinder&FolderCTID=0x012000B1461A5DA8C64241AA4DE4F91CB1D9AF>)

- Install Google Earth to the computer (<https://www.google.com/earth/versions/#earth-pro>)

Note. – For more details refer to the User Manual: Installing Frequency Finder (Run-time version)

- Visit FSMP website or ICAO NET to review ICAO Doc 9718, Volume II

<https://www.icao.int/safety/FSMP/Pages/Documents.aspx?RootFolder=%2F%2fsafety%2FFSMP%2FDocuments%2FDoc9718&FolderCTID=0x012000B1461A5DA8C64241AA4DE4F91CB1D9AF&View=%7BE11C4C29%2D%2D83%2D4B87%2DA0AE%2D2330E3DE14D8%7D>



Start page and VHF Home page

- Download from the FSMP website the latest Runtime (RT) version **FF2023.01.RT.exe** (www.icao.int/safety/fsmp/documents/frequencyfinder)
- Remove earlier version of Frequency Finder, if any.
- Unzip and run the installer file **FF2023.01.RT.exe**
Select to create a desktop icon
- Download and install Google Earth
- More details in the User Manual: *Installing Frequency Finder (Run-time version)*





ICAO

RECONNECTING THE WORLD



Prep for FF operation



Open Frequency Finder

- User manual
- Sync Manual
- Active Region
- Web sites
- Module VHF COM
- Module VHF NAV
- Module SSR Mode S II Code

Start page

Version **FF_2023.01**

User Manual Time Zone **-5**

Sync Manual Application **Runtime**

Server **https://frequency.icao.int/ffopen/** State

The server <http://frequency.icao.int/fflogin> is not operational until the compatibility issues with Windows 10 have been addressed.

Select from the field below the Region from which you are operating

==MID

VHF COM

This is a beta version for which the tests have not yet been completed. This version should only be used for initial testing testing of the functions provided.



The ICAO Regional Officers are responsible for the coordination of frequency assignments.



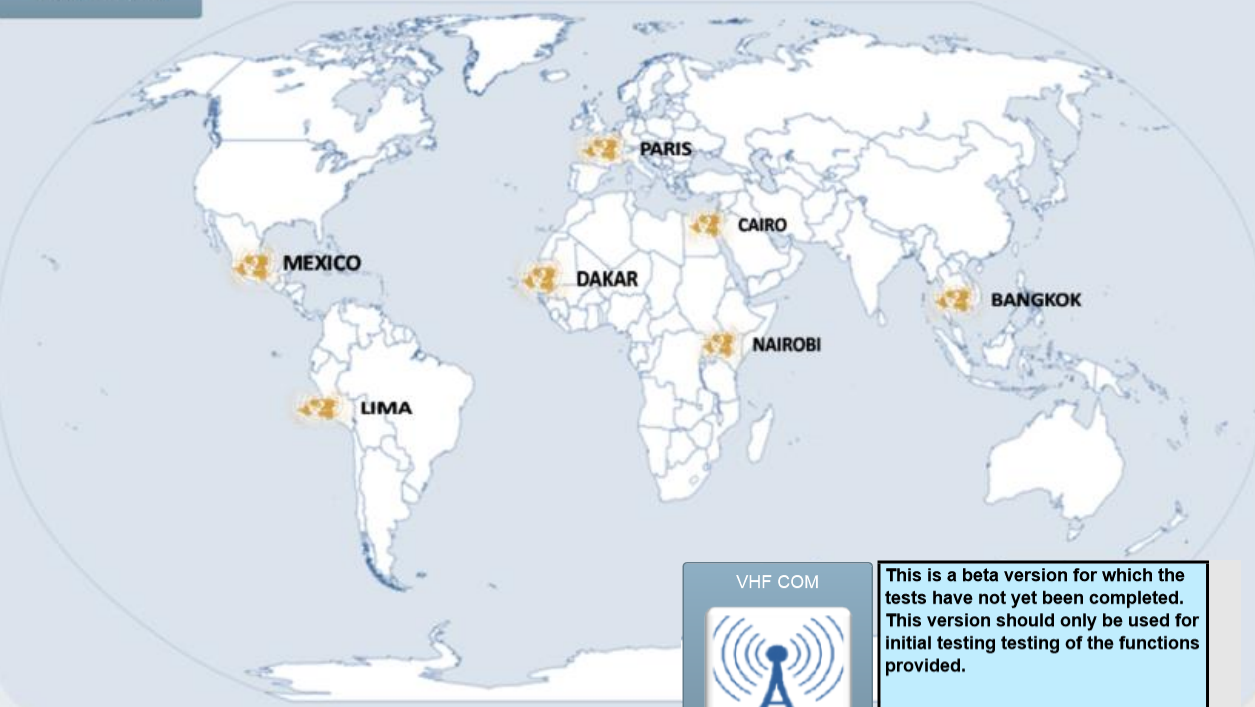
Start page and the selection of VHF-COM module

File Edit View Insert Format Records Scripts Window Help

Version **FF_2023.01**

VIEW ROUTES



VHF COM

This is a beta version for which the tests have not yet been completed. This version should only be used for initial testing testing of the functions provided.

User Manual Time Zone **-4**

Sync Manual Application **Runtime**

Server

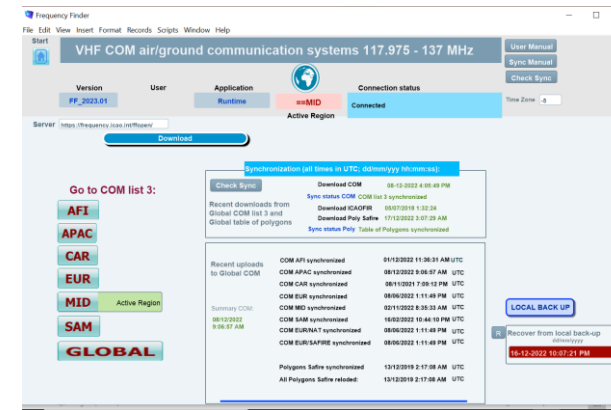
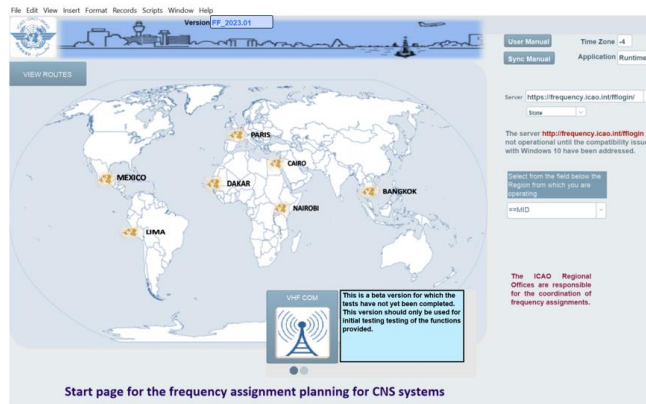
State

Select from the field below the Region from which you are operating

The ICAO Regional Offices are responsible for the coordination of frequency assignments.

Start page for the frequency assignment planning for CNS systems

Start page → Home page VHF COM



- Navigate to Home Page:
 - Automatic Connection Test and check if the COM list 3 was modified
 - Also with button Check Sync
- Dialog box is displayed if a download synchronization is necessary
- Message field
- Download button
- Back-up and Recovery



ICAO

RECONNECTING THE WORLD



Exercises- Start page/Home page



Thank You!