



| ICAO

CAPACITY & EFFICIENCY

CAR/SAM Regional Workshop for the Preparation of Vol. III of the Regional Air Navigation Plan

PPT/12 : Assess Achievements

ICAO
SAM

Roberto Sosa

ATM/SAR RO

ICAO
NACC

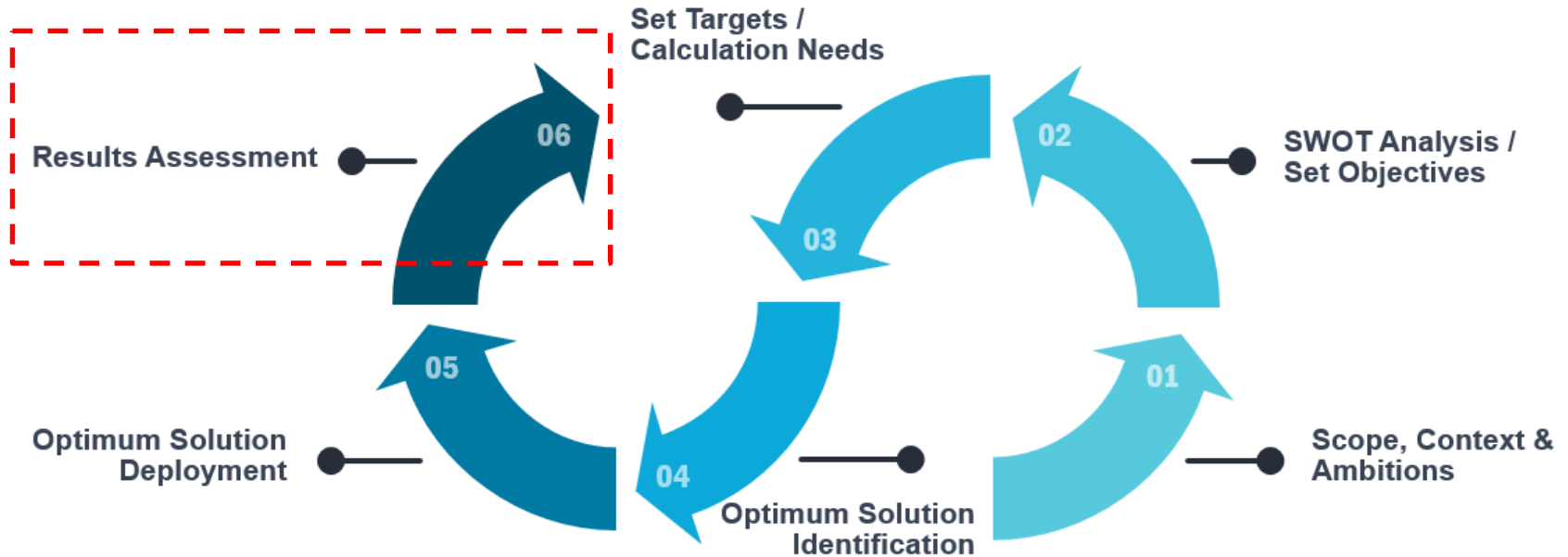
En línea, 9 al -12 de mayo de 2022



Objectives

- Presentation of Step VI of the Model (6SM), related with the Achievement Assessment, its relationship with the previous steps, and the impact on the development of Vol. III.

Six-step performance management process





Step 1: Scope, Context & Ambitions

Step 2: SWOT Analysis/Set Objectives

Step 3 : Set Targets / Calculations Needs

Step 4: Optimum Solution Identification

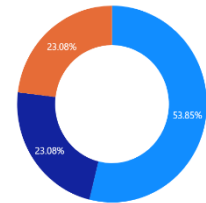
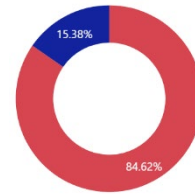
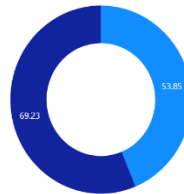
Step 5: Optimum Solution Deployment

Step 6: Assess Achievements



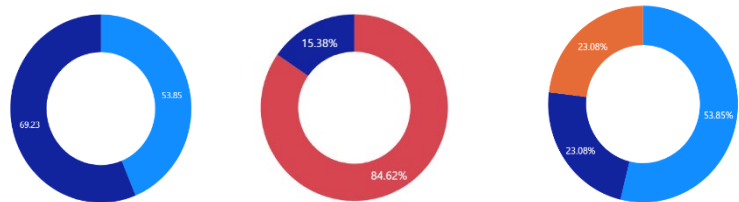
STEP VI – ASSESS ACHIEVEMENTS

- To continuously keep track of performance and monitor whether performance gaps are being closed as planned and expected.
- Once the project is implemented, and the solution/s has/have been deployed, the benefits from the implementation must be assessed, measuring the performance of the operational environment under analysis .



STEP VI – ASSESS ACHIEVEMENTS

- Data collection to populate the supporting metrics with the data needed to calculate the performance indicators.
- The indicators are then compared with the targets defined in Step 3 to draw conclusions on the speed of progress in achieving the objectives





STEP VI – ASSESS ACHIEVEMENTS

Step VI includes:

- Monitoring the progress of the implementation projects, particularly those where the implementation of solutions takes several years.
- Checking whether all assumptions are still valid and the planned performance of the solutions is still meeting the (perhaps changed) requirements.





STEP VI – ASSESS ACHIEVEMENTS

Performance Monitoring and Review

- The output of this step is an updated list of performance gaps and their causes.
- The scope of the activity could include recommendations to mitigate the gaps



STEP VI – ASSESS ACHIEVEMENTS

Performance Monitoring and Review: Includes five separate activities:

- Data collection
- Data publication
- Data analysis
- Formulation of conclusions
- Formulation of recommendations.



Table PMP III-8

- States should report on the benefits accrued from the implementation of the solutions in Table PMP III-8.
- This would constitute the baseline for the next iteration of the performance management process.

STATE	FIR/CTA /TMA/AIRPORT	ASBU Elements/operational improvements	KPI			Remarks
			1	2	3	



Table PMP III-8

Performance benefits accrued from the implementation of the selected ASBU elements / Operational Improvements for the (NAME) Region

FIR/CTA/TMA/AIRPORT Table ATM I-1/ Table PMP III-1/ Table AOP I-1

Value after implementation for the list of KPI Table PMP III-3

STATE	FIR/CTA /TMA/AIRPORT	ASBU Elements/operational improvements	KPI			Remarks
			1	2	3	


STATE Table GEN I-1

ASBU Element/Operational improvement



| ICAO

CAPACITY & EFFICIENCY





| ICAO

INTERNATIONAL CIVIL AVIATION ORGANIZATION

A UN SPECIALIZED AGENCY

