

Vaccine Procurement and Logistics in the Americas/ Covid-19

PAHO Procurement & Supply Management (PRO)

Meeting with ICAO- South American Regional Office
04 December 2020



01

**Overview of PAHO
Procurement Mechanisms**

02

Operations/Logistics

03

Logistics Challenges

04

Key Priorities

OUR REACH in PROCUREMENT



25 million of people

Protected with vaccines procured by PAHO



8 of 10 Births in LAC are protected with vaccines procured by PAHO



675,000

people with HIV/AIDS access 1st line treatment every year

PAHO

PAHO Procurement Mechanisms



42 countries & territories

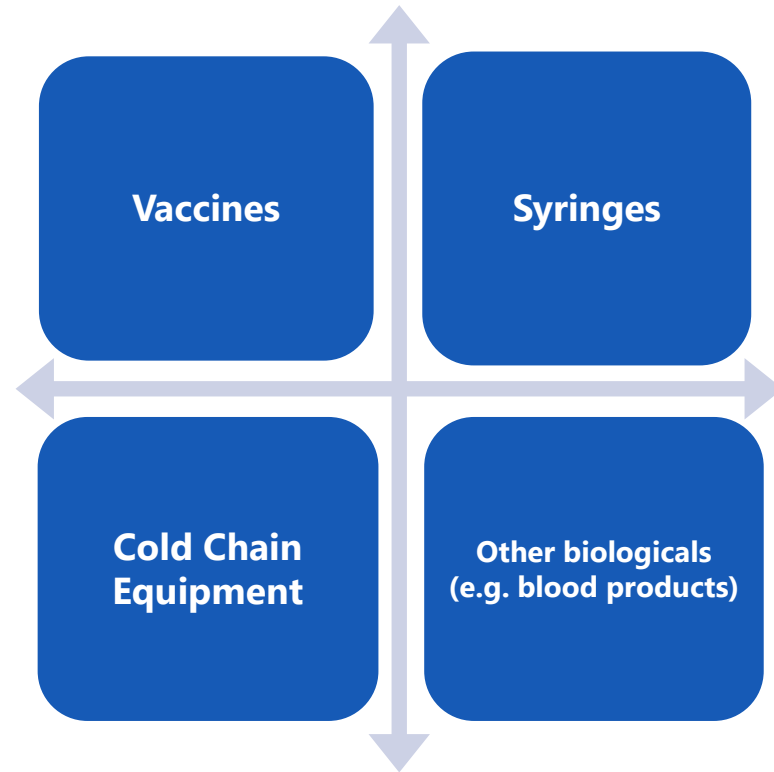


34 countries & territories

Member States
Procuring through
PAHO Revolving
Funds

PAHO Revolving Fund

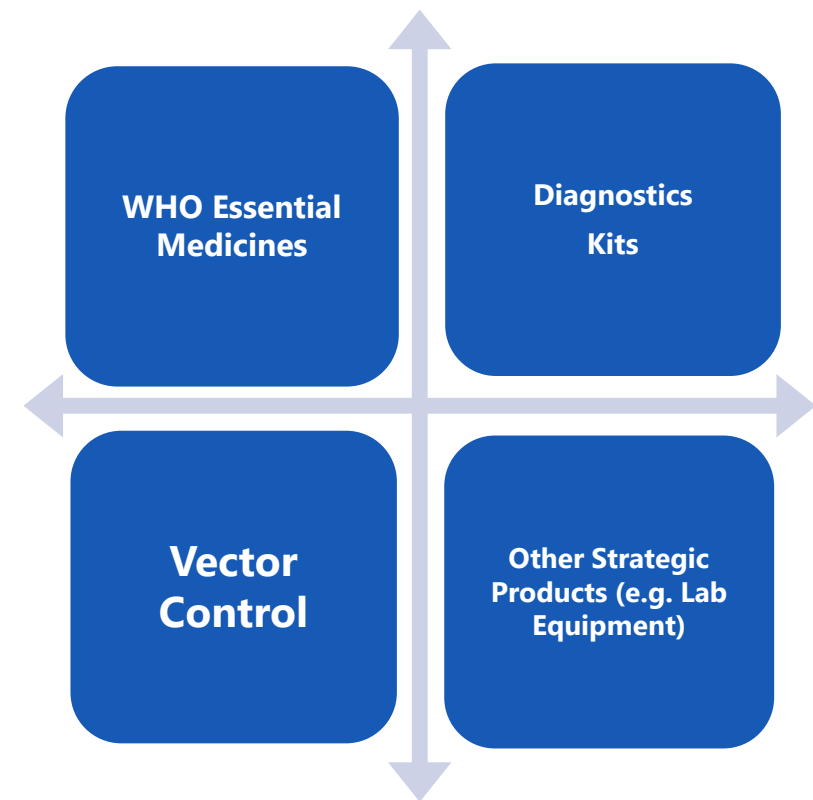
www.paho.org/revolvingfund




122 LTAs including vaccines, immunoglobulins, syringes, and safety boxes

PAHO Strategic Fund

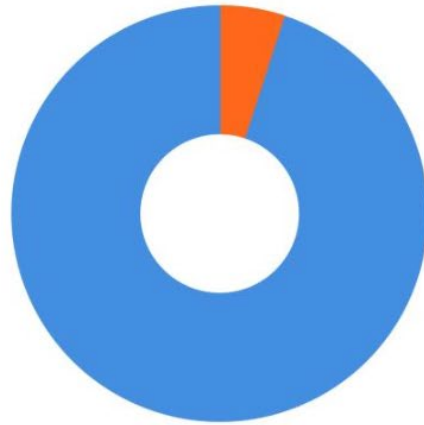
www.paho.org/strategicfund



74 LTAs Including HVI/AIDS, TB, Malaria, Antineoplastic, Antivirals (HCV), Immunosuppressive drugs, Hematologic, Surfactant Diagnostic kits



Top 10 Procurement by Organizations of the United Nations System Total (\$ Millions)



PAHO
5,06 %
\$1,007 M



UNICEF
19,23 %
\$3,826 M



WFP
18,28 %
\$3,637 M



UNPD
12,63 %
\$2,512 M



UNDP
10,84 %
\$2,084 M



UNOPS
5,51 %
\$1,095 M



UNHCR
5,7 %
\$1,138 M



IOM
4,83 %
\$929,7 M




WHO
4,49 %
\$893,2 M



UNFPA
2,03 %
\$404,2 M

Source: 2019 Annual Statistical Report on United Nations Procurement



Top 10 UN organizations buying Vaccines and Pharmaceuticals - 2019



UNICEF
55,1 %
\$1,783 M



PAHO
24,2 %
\$784 M



UNDP
8,2 %
\$265 M



UNFPA
5,8 %
\$187 M



WHO
2,7 %
\$88 M



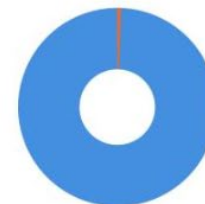
UNOPS
1,8 %
\$59 M



UNRWA
1,0 %
\$31 M



UNHCR
55,1 %
\$22 M



IOM
0,7 %
\$9 M



FAO
0,3 %
\$6 M

TOP ORGANIZATIONS TOTAL
\$3,234 M 99,8 %

Source: 2019 Annual Statistical Report on United Nations Procurement

COVAX Procurement Strategy for Covid-19 vaccines in 2021

Goal & Objectives



Goal: secure supply of at least 2BN doses of vaccine to be delivered to 186 countries by the end of 2021




Speed/equitable access

Expedite access by establishing APCs to incentivize manuf. to scale up capacity and begin manufacturing.



Volumes

secure the needed doses (2BN) considering success rates of Vx candidates.



Price

Achieve the lowest prices by pooling demand and de-risking manufacturers

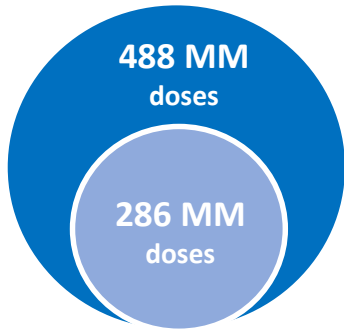


Balanced Portfolio

Reduce dependency of a specific vaccine platform or exporting regulatory dependency by having a balanced and geographically diverse portfolio.

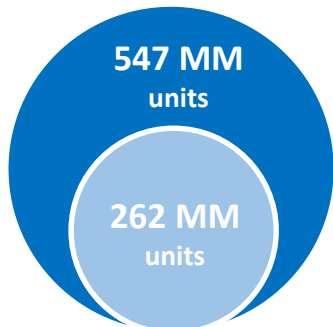
Procurement & Logistics Challenges 2019 vs 2021 Projection

Vaccines



70% increase of volume of doses procured
202MM Covid-19

Syringes

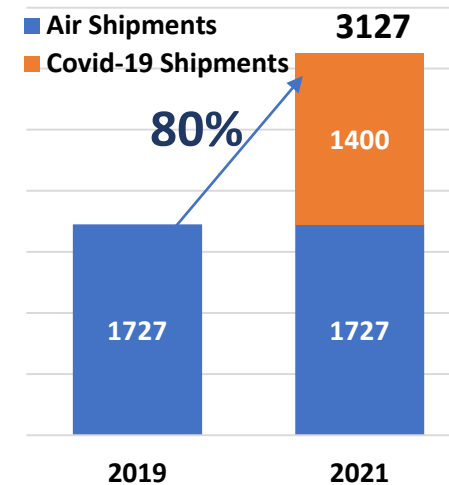


109% increase of volume of syringes procured
285MM units Covid-19

- ❑ Lead Time from placing POs: approx. 3m mfg + 2m transit



Air Shipments




PAHO's International Logistics for Vaccines and Pharmaceuticals

2,711 Shipments every year



PAHO 's High Level Steps



Purchase order sent to suppliers & consignee

Suppliers is responsible for the delivery up to airport of destination (DPU/CIP incoterm 2020)

Insurance of 110% Total PO value by supplier

Supplier sends shipping documents to PAHO and consignee at least 5 days prior delivery date. AWB temperature instructions.

Shipment execution & arrival follows WHO 's Guidelines International Packaging and Shipping of Vaccines, and any related update for COVID-19

PAHO

NUMBER OF SHIPMENTS DELIVERED BY MONTH 2016 - 2020 (PO Receipt Date)

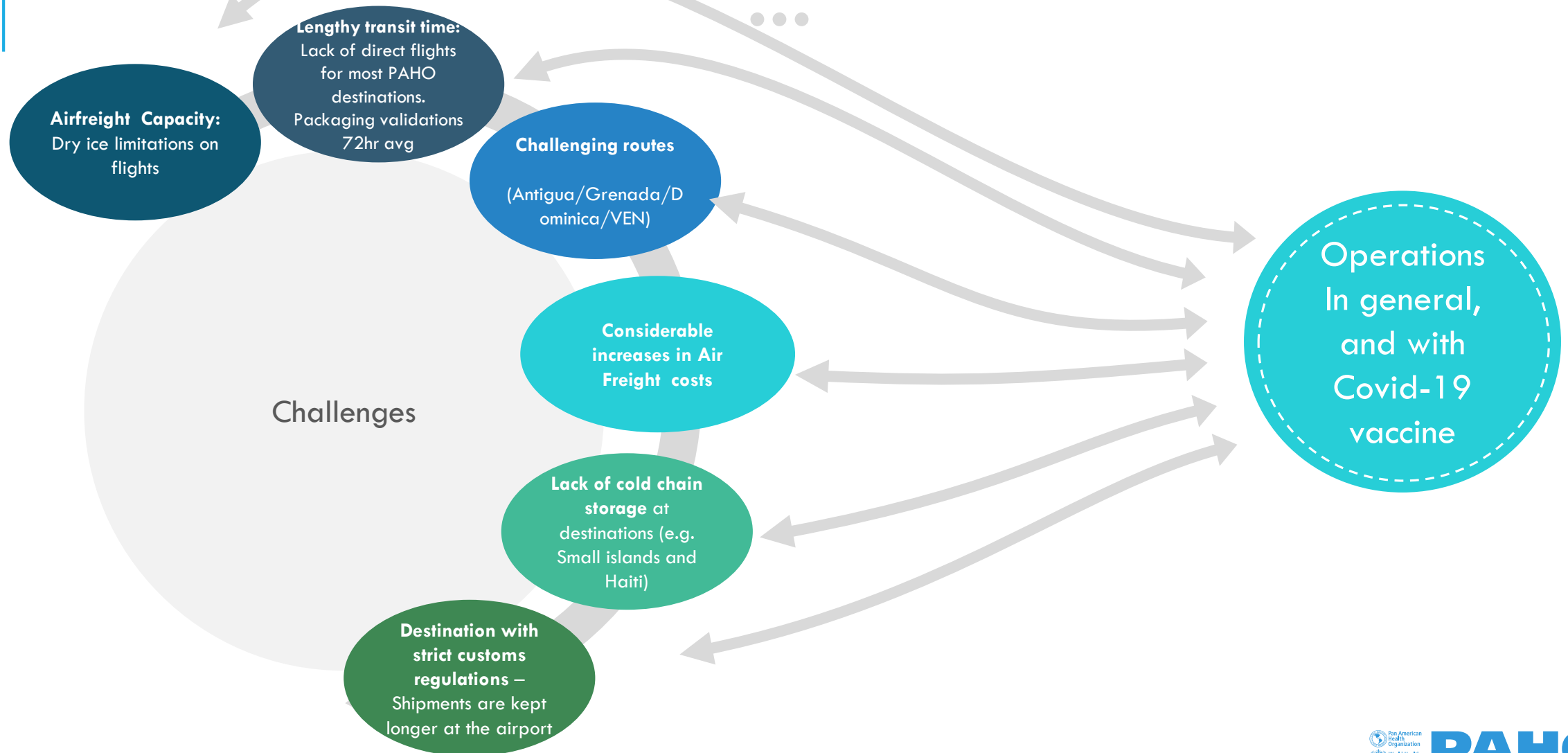
Number of Shipments
2,884

Supplier
All

Fund (groups)
Revolving Fund



CURRENT LOGISTICS ASPECTS AND CHALLENGES



KEY PRIORITIES – COVID-19 LOGISTICS

