



**INTERNATIONAL CIVIL AVIATION ORGANIZATION**

*A United Nations Specialized Agency*

# **USOAP Continuous Monitoring Approach (CMA) Workshop**

Module 7

SPACE 2 - iSTARS

# Objective



The objective of this module is to provide an overview of the SPACE 2 – iSTARS to and its functionalities.

# Outline



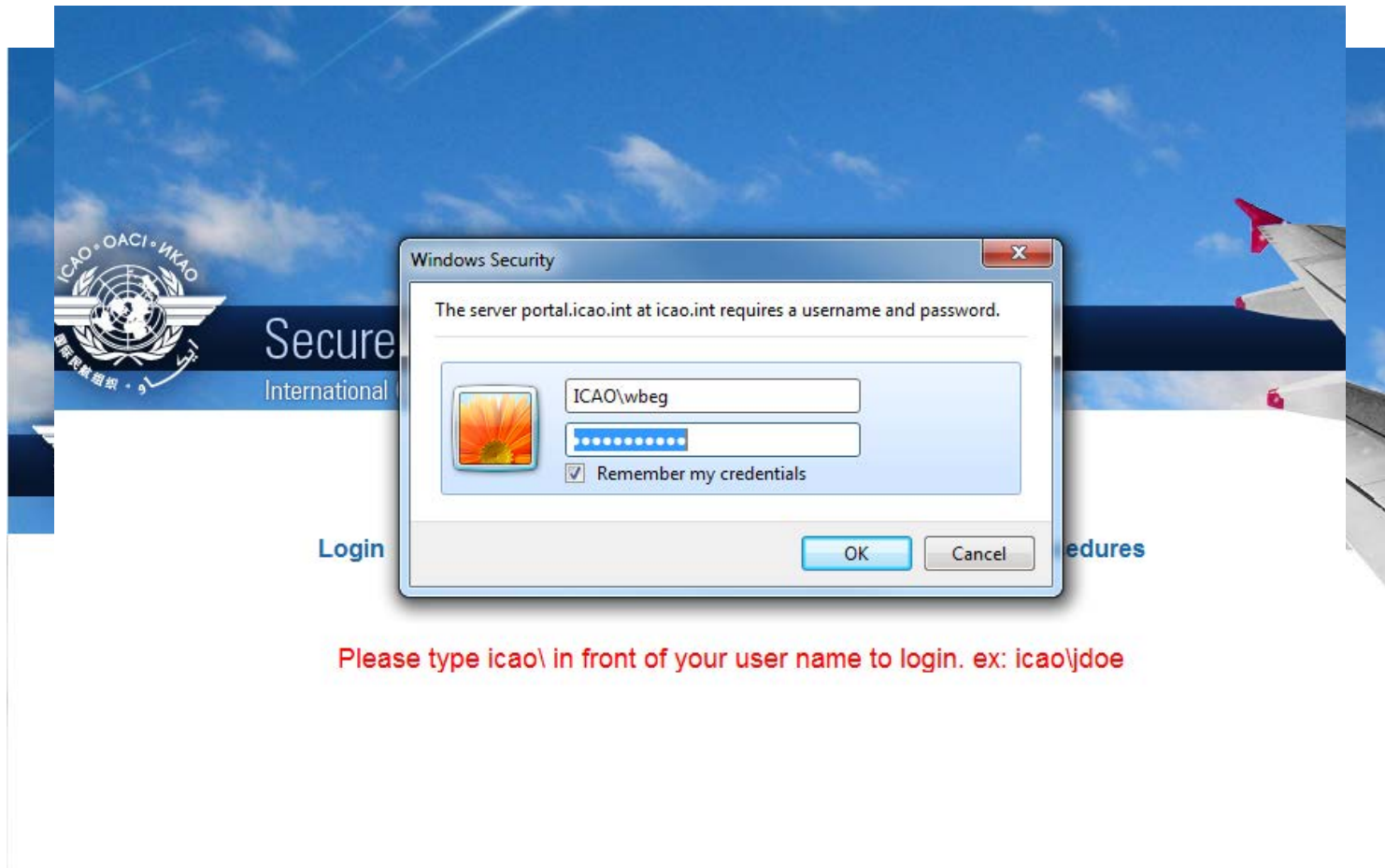
## SPACE 2

# SPACE 2

# Access through portal site



http://portal.icao.int



Please type icao\ in front of your user name to login. ex: icao\jdoe

# Access through portal site



<http://portal.icao.int>

A screenshot of the ICAO Secure Portal website. The header includes the ICAO logo and the text 'ICAO SECURE PORTAL'. Below the header is a navigation bar with three tabs: 'ICAO Secure Portal', 'ICAO Public Site', and 'Profile'. The main content area displays a welcome message: 'Welcome to the ICAO Secure Portal. You have access to the following groups:'. A scrollable list of groups is shown, with the 'SPACE' group highlighted by a blue box. The list includes 'ICAO-NET ICAO-NET Secure Site', 'ARS Aircraft Registry System;', 'CMO Continuous Monitoring and Oversight;', and 'SPACE iSTARS 2.0 SPACE'. A left sidebar contains links for 'Profile', 'Access Rules', and 'FAQ'.

ICAO SECURE PORTAL

ICAO Secure Portal   ICAO Public Site   Profile

ICAO Secure Portal

**Welcome to the ICAO Secure Portal. You have access to the following groups:**

ICAO-NET	ICAO-NET Secure Site
ARS	Aircraft Registry System;
CMO	Continuous Monitoring and Oversight;
<b>SPACE</b>	<b>iSTARS 2.0 SPACE</b>

Profile  
Access Rules  
FAQ



## SPACE iSTARS 2.0



[HOME](#) | [MY APPS](#) | [CATALOGUE](#) | [GROUP MANAGER](#) | [NEWS](#) | [SUPPORT](#) | [CONTACT US](#) | [PROFILE](#)

### Latest News

- 17 DEC** MAP Builder released [Read +](#)
- 20 SEP** iSTARS 2.0 SPACE (beta) is ready [Read +](#)
- 27 JUN** Airport traffic app enhanced [Read +](#)

### New App Idea

Viewing safety information online is very convenient. However, it may be useful also to have that information in a consolidated PDF report, to print, share via email or attach to a paper. We propose to **add a Print2PDF feature to all apps.**

100 users want this!

[I want!](#)

### Welcome to iSTARS 2.0 SPACE

**You and 1 other user are currently online**

Hello, Wajahat! Welcome to our new website. You have installed **11** apps.

SPACE is the new version of iSTARS. The Catalogue contains all previous iSTARS apps plus some brand new ones. Apps in our new version allow more granular user access and are much faster as they are connected to our cloud based Safety Intelligence Engine (SIE).

Keep in mind that SPACE is still new, so please contact us if you experience any problems.

[Go to Catalogue...](#)

### Most Installed Apps

Total Apps installed: 4102 (+10 per day)

-  USOAP Charts (295)
-  ICAO DOCs (325)
-  ADREP (237)

[Go to my Apps >](#)

### Latest Applications

[View full catalogue >](#)



MAP Builder



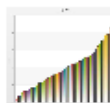
Airport Punctuality



Connections



Airports



USOAP Charts



ADREP

### Contact Us

You have a request to make or a comment regarding our website or one of our application?

Please don't hesitate to contact us and share your vision and ideas with us.

[Contact Us!](#)

# SPACE iSTARS 2.0



MY APPS | CATALOGUE | GROUP MANAGER | NEWS | SUPPORT | CONTACT US | PROFILE

## MY APPS

Allows you to access applications selected by you personally in your platform

List of all applications selected by you

My Applications [Help](#)

Desk 1




Fleet Info



ADREP



Airports



LEI by Traffic



USOAP Charts



USOAP DataTables



Safety Audit Information



PQ Tester



Safety DNA



USOAP Info



Activity Manager

# SPACE iSTARS 2.0



## CATALOGUE

Allows you to access all applications available to you by various categories

All categories available to you

All applications available under each category

The screenshot displays the 'Catalogue' page of the SPACE iSTARS 2.0 application. At the top, there is a navigation bar with the SPACE logo and a menu containing 'MY APPS', 'CATALOGUE', 'GROUP MANAGER', 'NEWS', 'SUPPORT', 'CONTACT US', and 'PROFILE'. Below the navigation bar, the page title is 'Catalogue' with a subtitle 'List of available SPACE Applications'. A message states: 'The below list contains all applications which are available for you on SPACE based on your user permissions.'

The main content area features a filter bar with tabs for 'Catalogue (20)', 'Invitations (2)', and 'Owners (0)'. Below this is a search box and a grid of category buttons: 'All (20)', 'Accident Stats (3)', 'ACE (3)', 'Airlines (1)', 'Airports (5)', 'Documentation (1)', 'Fleet (2)', 'Integrated Analysis (7)', 'Natural Hazards (2)', 'SSP/SMS (1)', 'State Information (15)', 'Traffic (4)', and 'USOAP (8)'. A search input field is located to the right of these buttons.

Below the filter bar is a table with columns: 'Icon', 'Name/Category', 'Description', and 'Installed'. The table lists three applications:

Icon	Name/Category	Description	Installed
	<b>ADREP</b> List of Accidents and Incidents	A global repository of accidents and incidents including official (ADREP) and unofficial (Aviation Safety Network, etc.) sources since 2000	Open
	<b>Airport Punctuality</b> Airport punctuality based on departure data	Departure punctuality on a daily basis for all major airports	To My Apps
	<b>Airports</b> Airport specific characteristics	Information about airports with scheduled commercial traffic including number of flights in 2013, number of runways and layout for airports selectable by State of region	Open

# SPACE iSTARS 2.0



## To my Apps

You must select this option if you would like to include the application as part of your personal platform (**MY APPS**)

## Open

This appears if the application is already part of your personal platform (**MY APPS**)

ICAO OACI ICAO  
国际民航组织

# SPACE

iSTARS 2.0

🏠 MY APPS | CATALOGUE | GROUP MANAGER | NEWS | SUPPORT | CONTACT US | PROFILE

## Catalogue

List of available SPACE Applications

The below list contains all applications which are available for you on SPACE based on your user permissions.

Catalogue (20) | Invitations (2) | Owners (0)

Select a category or use the search box

All (20) | Accident Stats (3) | ACE (3) | Airlines (1) | Airports (5) | Documentation (1) | Fleet (2) | Integrated Analysis (7) | Natural Hazards (2) | SSP/SMS (1) | State Information (15) | Traffic (4) | USOAP (8)

Search:

Icon	Name/Category	Description	Installed
	<b>ADREP</b> List of Accidents and Incidents	A global repository of accidents and incidents including official (ADREP) and unofficial (Aviation Safety Network, etc.) sources since 2000	Open
	<b>Airport Punctuality</b> Airport punctuality based on departure data	Departure punctuality on a daily basis for all major airports	To My Apps
	<b>Airports</b> Airport specific characteristics	Information about airports with scheduled commercial traffic including number of flights in 2013, number of runways and layout for airports selectable by State of region	Open

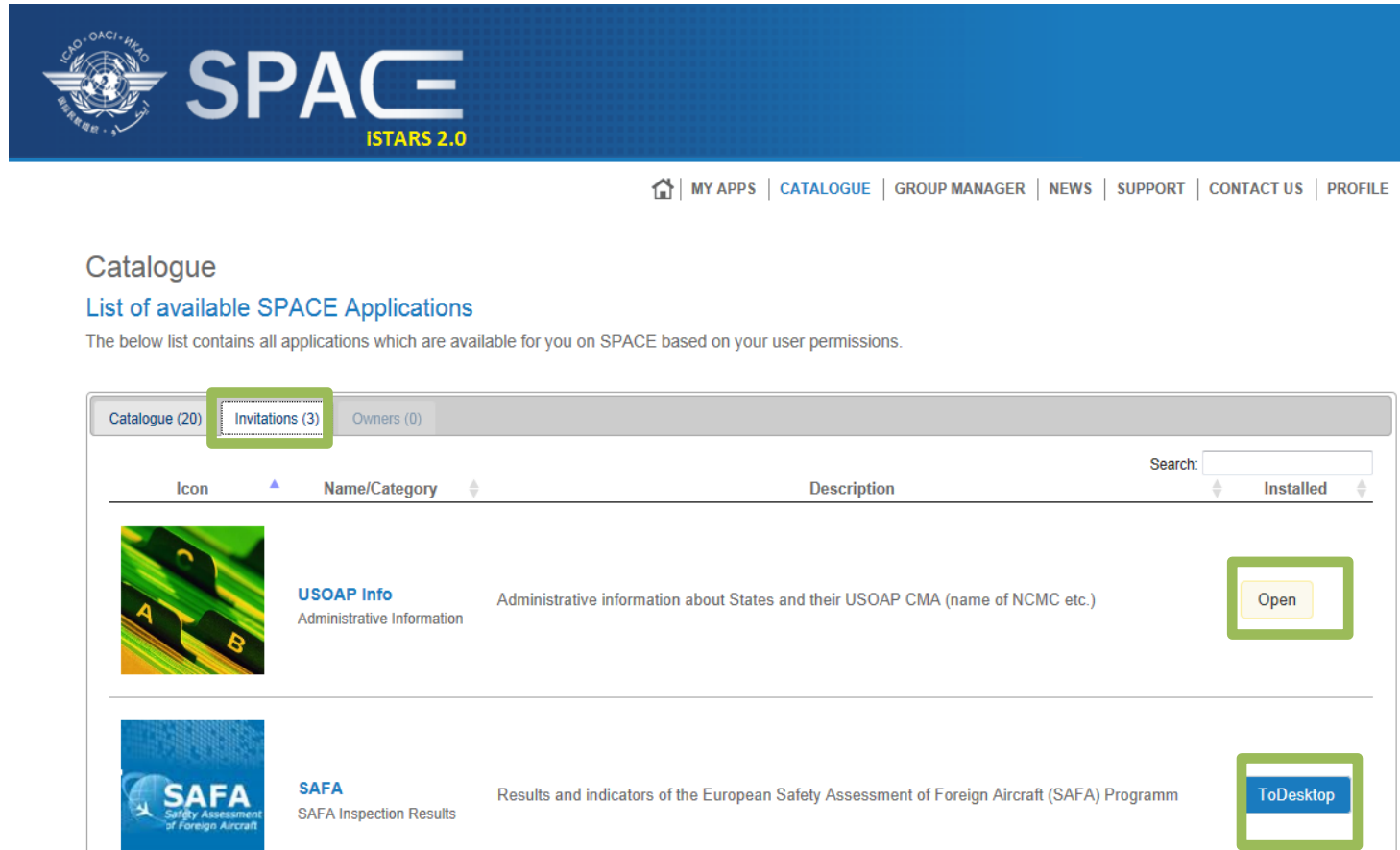
## Invitations

Allows you to access applications by permission.

## To Desktop

This appears if the application is not yet part of your personal platform (**MY APPS**). Click on it to include in you desktop/platform **Open**

This appears if the application is already part of your personal platform (**MY APPS**)



ICAO OACI ICAO  
国际民航组织

# SPACE



iSTARS 2.0

Home | MY APPS | CATALOGUE | GROUP MANAGER | NEWS | SUPPORT | CONTACT US | PROFILE

### Catalogue

List of available SPACE Applications

The below list contains all applications which are available for you on SPACE based on your user permissions.

Icon	Name/Category	Description	Installed
	<b>USOAP Info</b> Administrative Information	Administrative information about States and their USOAP CMA (name of NCMC etc.)	<b>Open</b>
	<b>SAFA</b> SAFA Inspection Results	Results and indicators of the European Safety Assessment of Foreign Aircraft (SAFA) Programm	<b>ToDesktop</b>

# SPACE iSTARS 2.0



## EXAMPLE 1

Here's how the [My Applications](#) tab is used.

### LEI by Traffic

Let's see this application in depth

My Applications [Help](#)

Desk 1

Fleet Info

ADREP

Airports

LEI by Traffic

USOAP Charts

USOAP DataTables

Safety Audit Information

PQ Tester

Safety DNA

USOAP Info

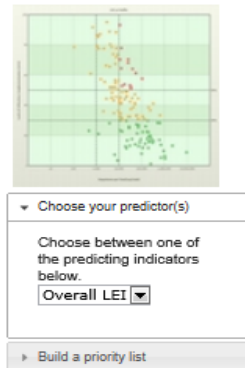
Activity Manager

SAFA

© International Civil Aviation Organization (ICAO)

## LEI by Traffic

Measured as the LEI for individual States by their number of schedule departures  
Allows you to see the regional/global trend.



Above the trend line (highlighted) are usually States of concern for ICAO as they represent States with LEI higher than the trend. This is used as one of the factors for prioritization of USOAP activities in the regions

## LEI by Traffic

### Safety risk analysis

The below chart shows USOAP LEI versus commercial scheduled departures in 2013 per State for a defined group of States.

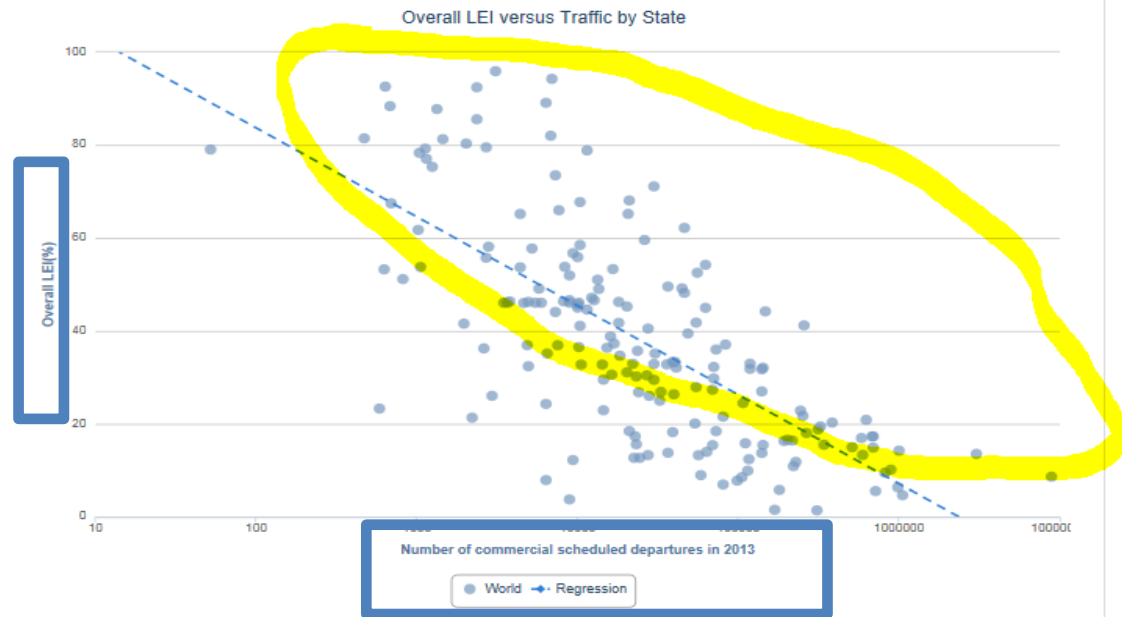
You can select a group of States from the drop-down menu. If a specific group of States does not exist, you can create that group through the "Manage my groups" section on the left. you can also view the composition of a selected group.

The LEI values may differ slightly from those published in the USOAP audit reports that were published from the period 2006 to 2010 due to changes in the LEI calculation algorithm as well as changes in the protocol question grouping structure performed since the State's audit.

World Show State Names

View group composition

Generate graph



## Graph generation

Can be done for the world or various predetermined regions and sub regions/categories

State names can also be identified by ticking in the box.

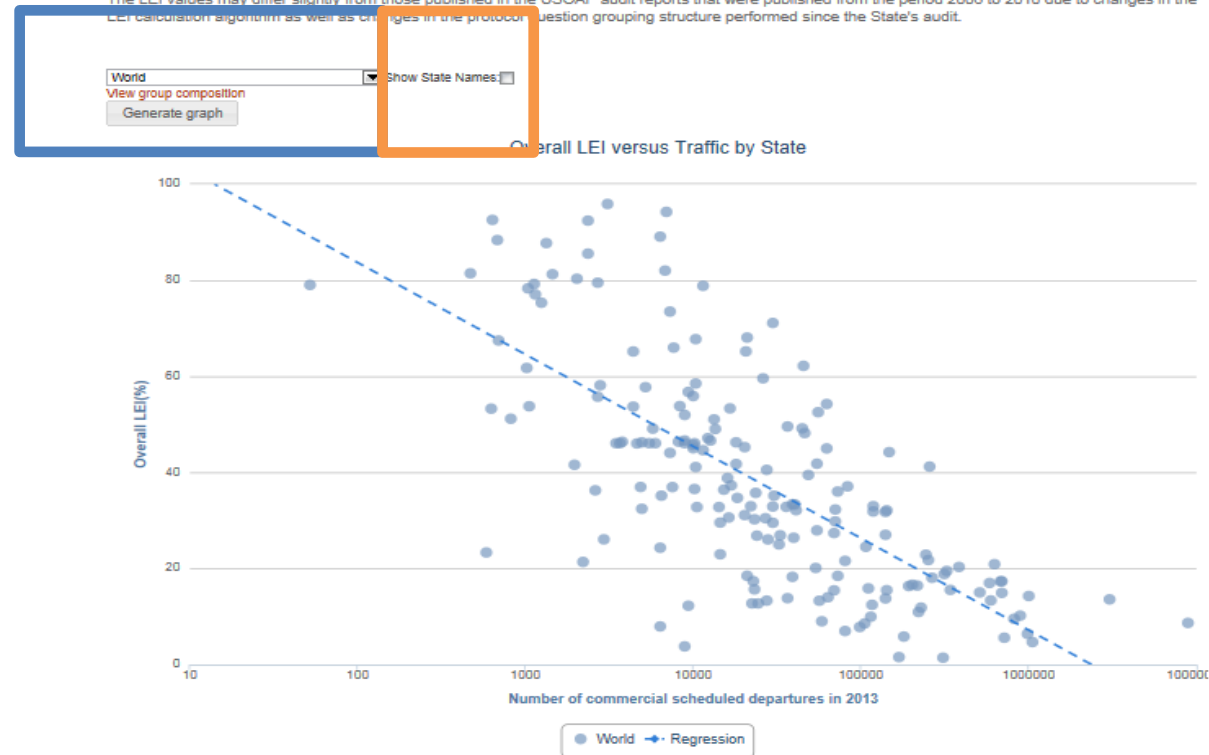
### LEI by Traffic

#### Safety risk analysis

The below chart shows USOAP LEI versus commercial scheduled departures in 2013 per State for a defined group of States.

You can select a group of States from the drop-down menu. If a specific group of States does not exist, you can create that group through the "Manage my groups" section on the left. you can also view the composition of a selected group.

The LEI values may differ slightly from those published in the USOAP audit reports that were published from the period 2006 to 2010 due to changes in the LEI calculation algorithm as well as changes in the protocol question grouping structure performed since the State's audit.



# SPACE iSTARS 2.0



## EXAMPLE 2

Here's how the [My Applications](#) tab is used.

### USOAP Data tables

This is another application very useful for States to measure their performances versus other States

My Applications [Help](#)

Desk 1

- Fleet Info
- ADREP
- Airports
- LEI by Traffic
- USOAP Charts
- USOAP DataTables**
- Safety Audit Information
- PQ Tester
- Safety DNA
- USOAP Info
- Activity Manager
- SAFA

© International Civil Aviation Organization (ICAO)

**USOAP Data Tables**  
 Allows States to  
 measure their  
 effective  
 implementation (EI)  
 or lack of effective  
 implementation  
 (LEI) by **audit areas**  
 or by **Critical  
 Elements**



## SPACE

iSTARS 2.0

[MY APPS](#) | 
 [CATALOGUE](#) | 
 [GROUP MANAGER](#) | 
 [NEWS](#) | 
 [SUPPORT](#) | 
 [CONTACT US](#) | 
 [PROFILE](#)



▼ Export Data

Export the data (csv format).

CSV

### USOAP DataTables

#### Implementation Indicators

View or download the Lack of Effective Implementation (LEI) data in table format for each State evaluated by USOAP and LEI by area and critical element

Select an Indicator: **Effective Implementation (EI)**

By Area

By CE

Search:

Name	Overall	LEG	ORG	PEL	OPS	AIR	AIG	ANS	AGA
Albania	53.92	46.43	45.45	47.06	51.16	50.96	28.57	74.51	52.78
Algeria	58.19	42.86	50	62.5	66.13	68.38	38.14	55.61	60.54
Andorra	26.33	71.43	54.55	66.67	35.71	51.28	12.36	15.38	13.25
Angola	34.8	76.19	72.73	36.71	60	85.32	6.32	9.09	17.78
Antigua and Barbuda	53.92	71.43	75	86.49	92.62	74.17	68.75	16.32	22.92
Argentina	86.25	90.48	92.31	91.78	90.63	92.66	96.84	72.82	81.88
Armenia	96.22	100	83.33	93.51	91.34	99.15	90.72	99.49	99.32
Australia	82.67	77.27	100	82.72	71.31	76.8	96.97	81.31	91.03
Austria	72.99	68.18	64.29	98.78	85.46	95.71	59.38	67.51	44.22
Azerbaijan	58.25	31.82	41.67	68.42	61.9	86.96	44.79	47.72	55.77
Bahamas	45.76	47.37	27.27	73.02	76.42	77.88	65.63	23.23	2.14
Bahrain	66.62	52.38	54.55	75.95	50	86.92	72.16	56.41	73.79
Bangladesh	50.45	33.33	53.85	65.82	81.15	72.97	3.09	34.67	54.68
Barbados	54.3	71.43	72.73	65.71	45.16	52.38	46.39	55.79	57.66
Belarus	53.39	66.67	41.67	57.5	63.41	54.05	59.79	43.81	49.65
Belgium	67.03	72.73	50	82.05	78.4	82.52	37.23	48.48	78.21
Belize	63.99	60.87	78.57	75	56	69.03	32.99	73.85	68.03
Benin	42.26	57.14	57.14	53.16	56.67	72.38	1.03	28.26	44.37
Bhutan	38.26	40.91	36.36	58.73	51.22	53.98	1.03	11.23	68.99
Bolivia (Plurinational State of)	72.08	80.95	50	93.75	79.84	83.93	74.74	46.88	76.67
Bosnia and Herzegovina	67.57	66.67	61.54	88	69.05	76.42	48.96	61.03	71.22
Botswana	53.37	71.43	41.67	55	41.73	63.89	70.53	51.56	43.8
Brazil	85.75	80.95	93.33	91.46	80.95	83.8	95.83	95.41	69.59
Brunei Darussalam	84.84	78.19	100	83.81	49.58	85.96	37.11	55.15	79.73

# SPACE iSTARS 2.0



## EXAMPLE 3

Here's how the [My Applications](#) tab is used.

### USOAP Charts

Finally another application very useful for States to measure their performances versus other States and regions and to help States conduct a detailed analysis all the way down to individual PQs can be done using this application

My Applications [Help](#)

Desk 1

- Fleet Info
- ADREP
- Airports
- LEI by Traffic
- USOAP Charts**
- USOAP DataTables
- Safety Audit Information
- PQ Tester
- Safety DNA
- USOAP Info
- Activity Manager
- SAFA

© International Civil Aviation Organization (ICAO)

**USOAP Charts**  
By selecting the regional or global average, States can measure their effective **over all** implementation against the selection

[MY APPS](#) | [CATALOGUE](#) | [GROUP MANAGER](#) | [NEWS](#) | [SUPPORT](#) | [CONTACT US](#) | [PROFILE](#)

Options

Show statistical lines and bands on the chart

Numbers as EI (100-LEI)

Help

### USOAP Charts

#### State USOAP data

These two column charts display the lack of effective implementation for the selected group of States. Clicking on a column on the upper graph will generate the view for that area on the lower graph.

You can select a group of States from the drop-down menu. If a specific group of States does not exist, you can create that group through the "Manage my groups" section on the left. You can also view the composition of a selected group. By clicking or hovering over the bars in the graph, a bubble tooltip appears with the name of the State. Clicking on that name brings you to the detailed USOAP results for that State (not implemented on iPads).

The LEI values may differ slightly from those published in the USOAP audit reports that were published from the period 2006 to 2010 due to changes in the LEI calculation algorithm as well as changes in the protocol question grouping structure performed since the State's audit.

Select Group World and State Canada

Lowest Implementation

Toggle Distribution Chart   
  Toggle Timeline Chart

#### Overall EI

Canada versus World

State EI: 95.33%    World Av.: 61.81%

EI (%)

#### EI by Area

Canada versus World

Area	Canada EI (%)	World EI (%)
LEG	96.33%	63.75%
ORG	97.02%	63.75%
PEL	96.81%	63.75%
OPS	96.81%	63.75%
AIR	96.81%	63.75%
AIG	96.81%	63.75%
ANS	96.81%	63.75%
AGA	96.81%	63.75%

#### EI by CE

Canada versus World

CE	Canada EI (%)	World EI (%)
CE1	96.81%	63.75%
CE2	96.81%	63.75%
CE3	96.81%	63.75%
CE4	96.81%	63.75%
CE5	96.81%	63.75%
CE6	96.81%	63.75%
CE7	96.81%	63.75%
CE8	96.81%	63.75%

16 September 2014

Page 18

This analysis can be done in further details by audit Areas and by CEs

[MY APPS](#) | [CATALOGUE](#) | [GROUP MANAGER](#) | [NEWS](#) | [SUPPORT](#) | [CONTACT US](#) | [PROFILE](#)

Options

Show statistical lines and bands on the chart

Numbers as EI (100-LEI)

Help

### USOAP Charts

#### State USOAP data

These two column charts display the lack of effective implementation for the selected group of States. Clicking on a column on the upper graph will generate the view for that area on the lower graph.

You can select a group of States from the drop-down menu. If a specific group of States does not exist, you can create that group through the "Manage my groups" section on the left. You can also view the composition of a selected group. By clicking or hovering over the bars in the graph, a bubble tooltip appears with the name of the State. Clicking on that name brings you to the detailed USOAP results for that State (not implemented on iPads).

The LEI values may differ slightly from those published in the USOAP audit reports that were published from the period 2006 to 2010 due to changes in the LEI calculation algorithm as well as changes in the protocol question grouping structure performed since the State's audit.

Select Group World and State Canada

New group available

Toggle Distribution Chart
Toggle Timeline Chart

#### Overall EI

Canada versus World

State EI	95.33 %
World Av.	61.81 %

#### EI by Area

Area	EI (%)
LEG	96.33 %
ORG	83.75 %
PEL	97.02 %
OPS	83.02 %
AIR	96.81 %
AIG	91.08 %
ANS	98.1 %
AGA	98.74 %

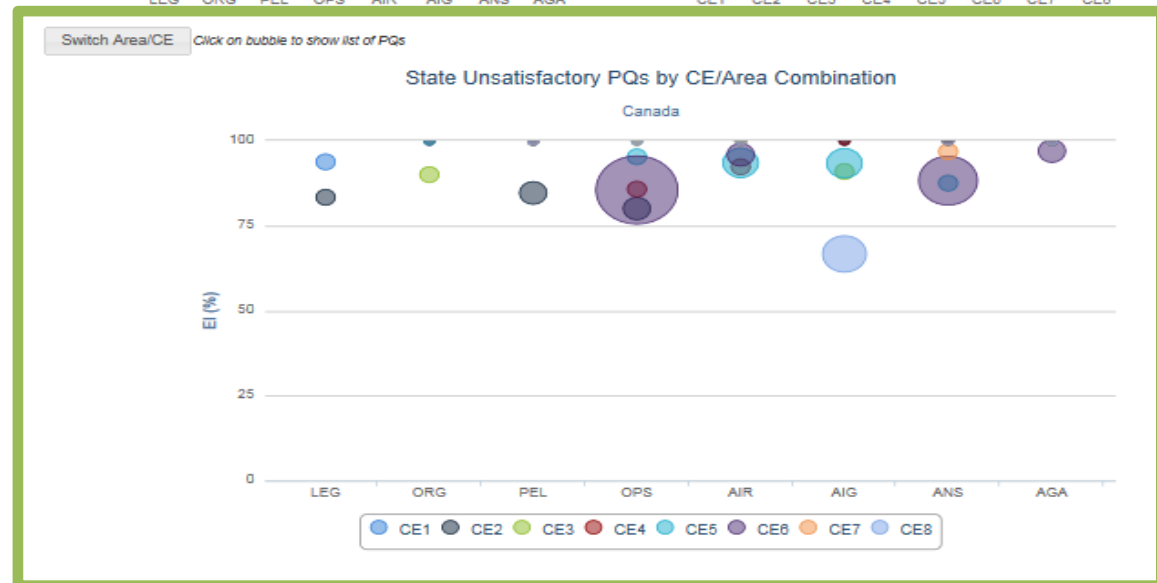
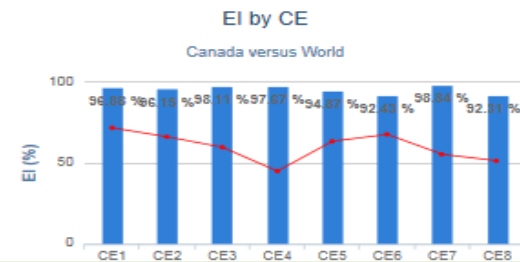
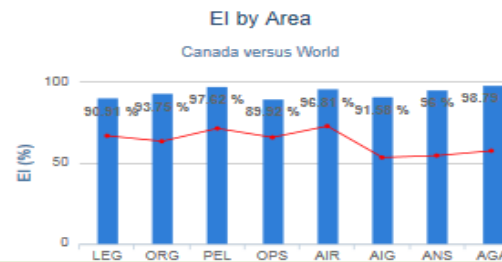

#### EI by CE

CE	EI (%)
CE1	96.05 %
CE2	86.15 %
CE3	98.11 %
CE4	97.87 %
CE5	94.87 %
CE6	92.88 %
CE7	98.84 %
CE8	92.11 %

# SPACE iSTARS 2.0



This analysis can be done even further by separating each audit area by CE (each combination represented by a circle)

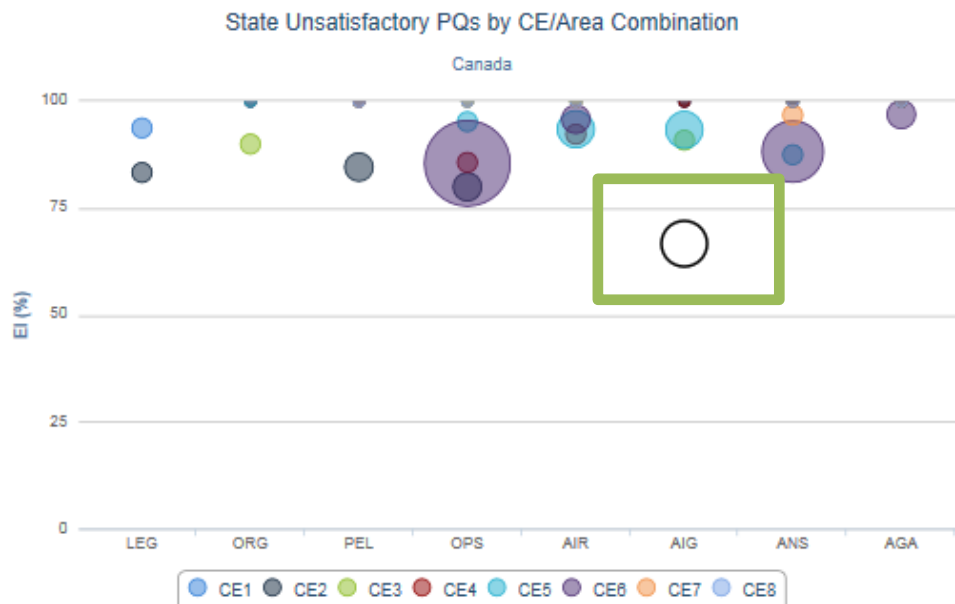


By scrolling over any one of the circles (each representing a CE) users can further determine what are the EI and LEI implementations broken down by CE under each Audit area.

For example: Going over the BLUE circle we find out that there are 4 not satisfactory PQs in the AIG audit area representing CE 8 and the total Effective Implementation of this AIG-CE8 combination is 66.67%



By clicking on the circle, one can determine which are the PQs that were identified as not satisfactory in the circle for the combination selected in the previous slide (AIG – CE8).



Unsatisfactory PQs (4) for CAN in CE8 related to AIG

Search:

PQNumber ▲	Question	Area	CE
6.431	Has the State, as the State conducting the investigation, developed and implemented procedures to ensure that it sends preliminary reports, when the aircraft involved in an accident is of a maximum mass of over 2 250 kg, to all involved States and ICAO?	AIG	8
6.435	Has the State, as the State conducting the investigation, developed and implemented procedures to ensure that it sends accident data reports involving aircraft of a maximum mass of over 2 250 kg to ICAO, as soon as practicable after the investigation?	AIG	8
6.437	Has the State, as the State conducting the investigation, developed and implemented procedures to ensure that it sends incident data reports to ICAO for investigations into incidents to aircraft of a maximum mass of over 5 700 kg?	AIG	8
6.509	Is the database created in a standardized format to facilitate data exchange?	AIG	8

Showing 1 to 4 of 4 entries

# SPACE iSTARS 2.0



Many other interesting applications can be used by users to measure their States performances vs. their region or the global averages.

# SPACE iSTARS 2.0



You can create your own group for analysis by clicking on

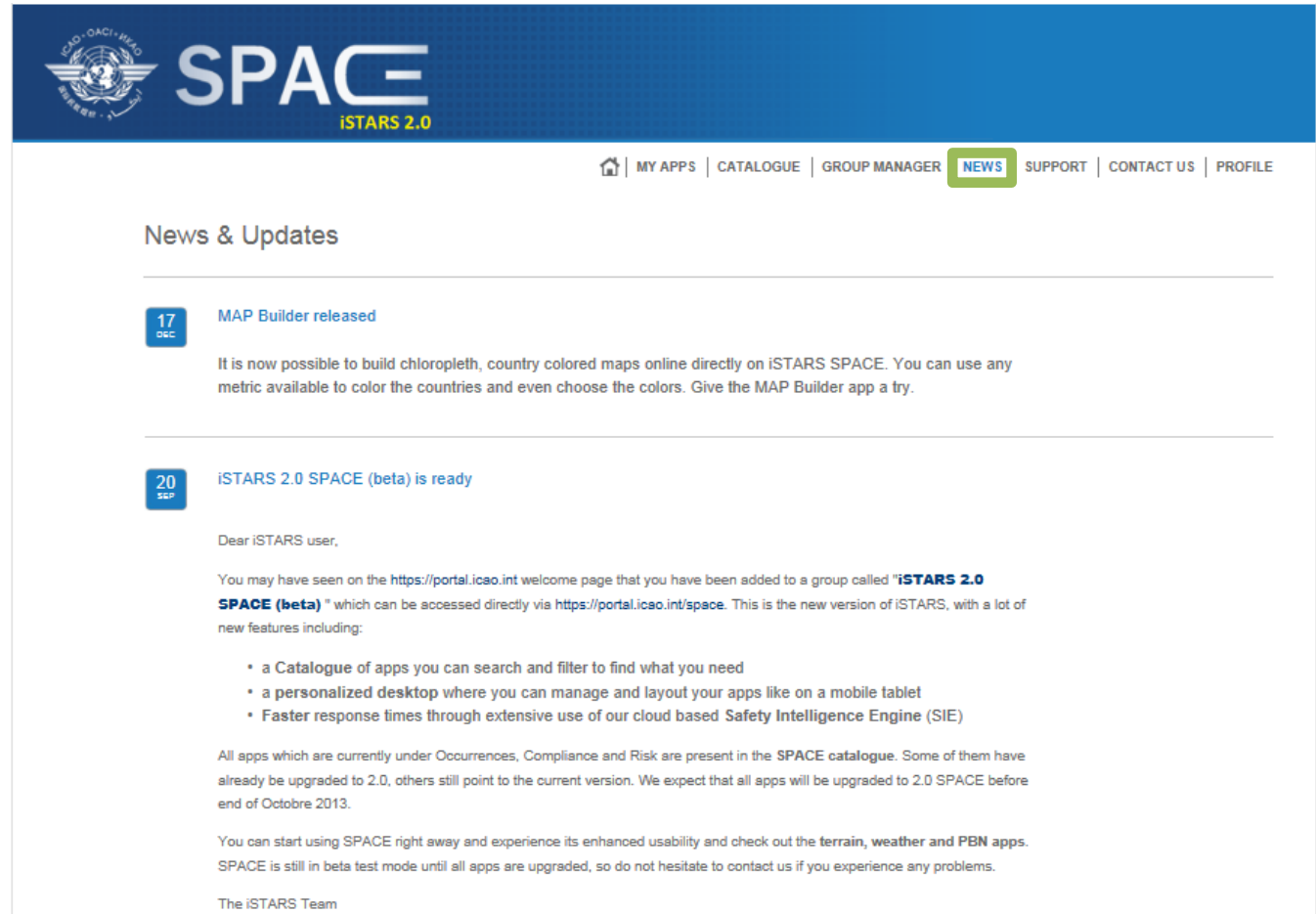
Create a new group

and by filling in the required fields

and finally by selecting States of your interest and clicking on "Create"

The screenshot shows the 'SPACE iSTARS 2.0' interface. The 'GROUP MANAGER' tab is highlighted in green. A 'Create a new group' modal is open, with its 'States' dropdown menu highlighted in red. The dropdown shows 'no selected option' and '253 available options', including a list of countries like Afghanistan, Armenia, Azerbaijan, Bahrain, Bangladesh, Bhutan, Brunei Darussalam, Cambodia, China, China, Macao Special Administrative Region, Cyprus, and Democratic People's.

Any modifications or introduction of new applications will be identified through the “NEWS” tab



The screenshot shows the top navigation bar with the ICAO logo and the text "SPACE iSTARS 2.0". The navigation menu includes "MY APPS", "CATALOGUE", "GROUP MANAGER", "NEWS" (highlighted in green), "SUPPORT", "CONTACT US", and "PROFILE".

## News & Updates

**17 DEC** [MAP Builder released](#)

It is now possible to build choropleth, country colored maps online directly on iSTARS SPACE. You can use any metric available to color the countries and even choose the colors. Give the MAP Builder app a try.

**20 SEP** [iSTARS 2.0 SPACE \(beta\) is ready](#)

Dear iSTARS user,

You may have seen on the <https://portal.icao.int> welcome page that you have been added to a group called “**iSTARS 2.0 SPACE (beta)**” which can be accessed directly via <https://portal.icao.int/space>. This is the new version of iSTARS, with a lot of new features including:

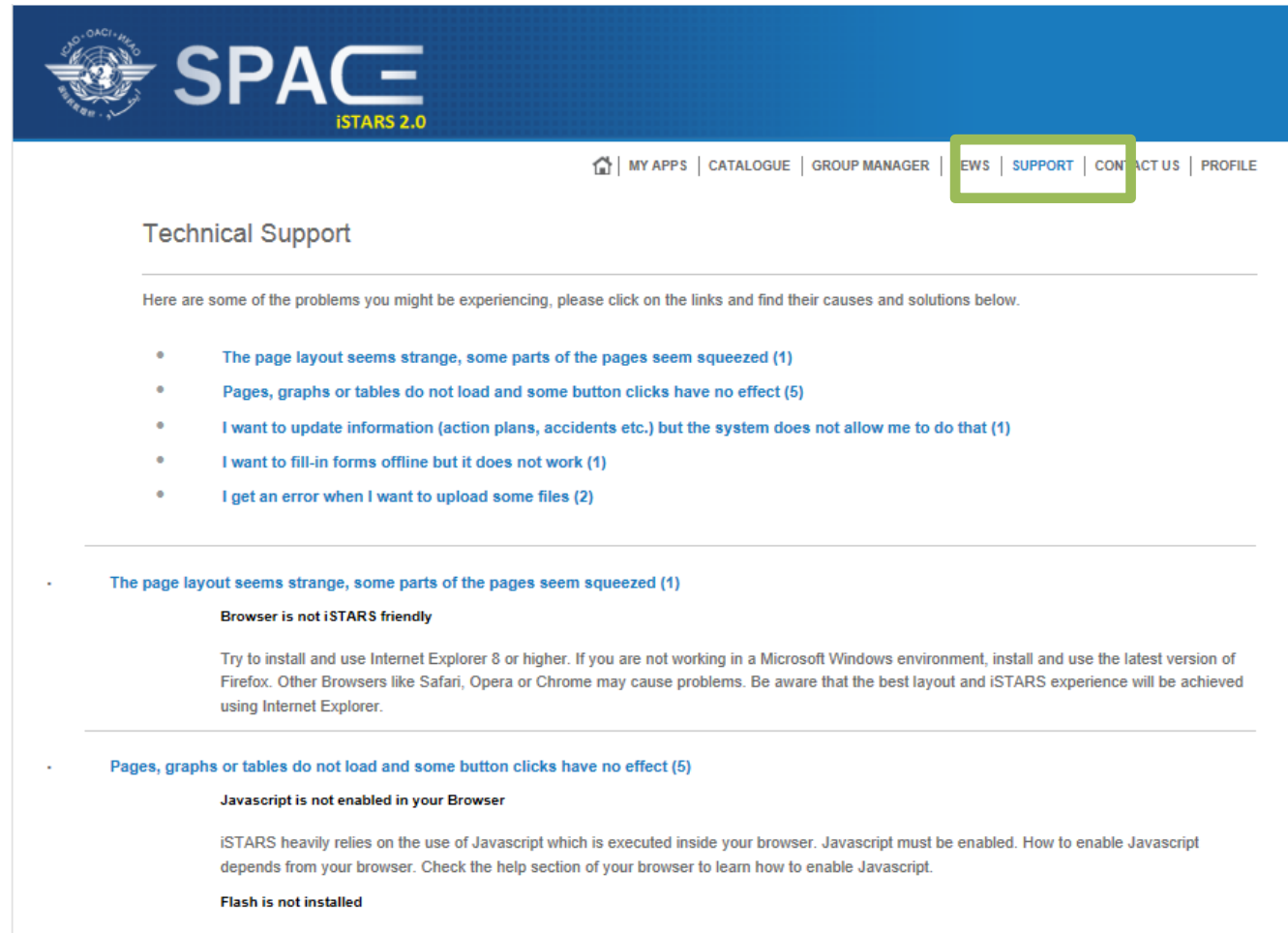
- a **Catalogue** of apps you can search and filter to find what you need
- a **personalized desktop** where you can manage and layout your apps like on a mobile tablet
- **Faster response times** through extensive use of our cloud based **Safety Intelligence Engine (SIE)**

All apps which are currently under Occurrences, Compliance and Risk are present in the **SPACE catalogue**. Some of them have already be upgraded to 2.0, others still point to the current version. We expect that all apps will be upgraded to 2.0 SPACE before end of Octobre 2013.

You can start using SPACE right away and experience its enhanced usability and check out the **terrain, weather and PBN apps**. SPACE is still in beta test mode until all apps are upgraded, so do not hesitate to contact us if you experience any problems.

The iSTARS Team

Questions and answers (Q&A) service can be attained through the “**SUPPORT**” tab



The screenshot shows the top navigation bar of the SPACE iSTARS 2.0 website. The 'SUPPORT' link is highlighted with a green box. Below the navigation bar, the 'Technical Support' section is visible, containing a list of common issues and their solutions.

## Technical Support

Here are some of the problems you might be experiencing, please click on the links and find their causes and solutions below.

- [The page layout seems strange, some parts of the pages seem squeezed \(1\)](#)
- [Pages, graphs or tables do not load and some button clicks have no effect \(5\)](#)
- [I want to update information \(action plans, accidents etc.\) but the system does not allow me to do that \(1\)](#)
- [I want to fill-in forms offline but it does not work \(1\)](#)
- [I get an error when I want to upload some files \(2\)](#)

---

- [The page layout seems strange, some parts of the pages seem squeezed \(1\)](#)
  - Browser is not iSTARS friendly**

Try to install and use Internet Explorer 8 or higher. If you are not working in a Microsoft Windows environment, install and use the latest version of Firefox. Other Browsers like Safari, Opera or Chrome may cause problems. Be aware that the best layout and iSTARS experience will be achieved using Internet Explorer.

---

- [Pages, graphs or tables do not load and some button clicks have no effect \(5\)](#)
  - Javascript is not enabled in your Browser**

iSTARS heavily relies on the use of Javascript which is executed inside your browser. Javascript must be enabled. How to enable Javascript depends from your browser. Check the help section of your browser to learn how to enable Javascript.
- Flash is not installed**

# SPACE iSTARS 2.0



SPACE 2 – iSTARS administrator can be contacted by using the “CONTACT US” tab for continuous assistance.


The screenshot shows the top navigation bar of the SPACE iSTARS 2.0 website. The 'CONTACT US' link is highlighted with a green rectangular box. Below the navigation bar, the 'Contact Us' section is visible, containing contact information for Mr. Marco Merens, including telephone, fax, and email addresses, as well as the mailing address for SPACE- ANB at the International Civil Aviation Organization (ICAO).


**CONTACT US**

Home | MY APPS | CATALOGUE | GROUP MANAGER | NEWS | SUPPORT | **CONTACT US** | PROFILE

## Contact Us

Feel free to provide us with your feedback such as general comments, bugs found or specific requests for SPACE by contacting us through the information below. The SPACE team reads every submission and replies to it in due time.

 **Mr. Marco Merens**  
Tel.: +1 514-954-8219 ext. 7138

 **Fax:: +1 514-954-8759**  
Email: [SPACE@icao.int](mailto:SPACE@icao.int)

**Mailing Address:**  
**SPACE- ANB**  
International Civil Aviation Organization (ICAO)  
999 University Street,  
Montréal, Quebec H3C 5H7, Canada

# Review



## SPACE 2

# ICAO

Uniting Aviation on

Safety | Security | Environment

