



International Civil Aviation Organization

## SEMINAR/WORKSHOP (SAM ANIP-PB)

Jorge Fernández Demarco  
ATM Adviser, ICAO SAM Office, Lima

9 - 13 May 2011

---

---

---


---

---

---

---

---



### Content

- Presentation of facilitators
- Objectives, concept and structure of the seminar/workshop
- Administrative Information

2011 South American Regional Office

---

---

---

---

---

---

---

---



### Key conceptual changes

Mr. Oscar Quesada	DEPREP
Ms. Nohora Arias	RO/MET
Mr. Onofrio Smarrelli	RO/CNS
Mr. Marcelo Ureña	RO/FLS
Ms. Verónica Chávez	TC Officer
Mr. Roberto Arca	RO/ATM/SAR/AIM
Mr. Jorge Fernández	ATM Adviser

2011 South American Regional Office

---

---

---

---


---

---

---

---

**Objectives, concept, content and structure of the seminar/workshop**



- Inform the ATM community on ATM CONOPS and the Global Air Navigation Plan
- Submit to the consideration of participants the draft performance-based air navigation implementation plan for the SAM Region (SAM ANIP PB)
- Review, assess and introduce changes deemed pertinent to the draft SAM ANIP PB

2011 South American Regional Office

---

---

---

---

---

---

---

---

**Objectives, concept, content and structure of the seminar/workshop**



- Seminar Part
  - Modules 1 to 14
- Workshop Part
  - 8 Ad Hoc Groups

2011 South American Regional Office

---

---

---

---

---

---

---

---

**Seminar Modules**



- Module 1: ICAO strategic Objectives 2011/2013
- Module 2: ATM Operational Concept (Part 1)
- Module 3: ATM Operational Concept (Part 2)
- Module 4: Global Air Navigation Plan
- Module 5: SAM ANIP-PB (General Part)
- Module 6: SAM ANIP-PB (ATM Part)
- Module 7: SAM ANIP-PB (CNS Part)

2011 South American Regional Office

---

---

---


---

---

---

---

---

**Seminar Modules** 

- Module 8: SAM ANIP-PB (MET Part)
- Module 9: SAM ANIP-PB (SAR Part)
- Module 10: SAM ANIP-PB (AIS Part)
- Module 11: SAM ANIP-PB (AGA Part)
- Module 12: SAM ANIP-PB (HRRR Part)
- Module 13: SAM ANIP-PB (SSP/SMS Part)
- Module 14: Performance metrics

2011 South American Regional Office

---

---

---


---

---

---

---

---

**Ad Hoc Groups** 

- Ad Hoc Group GEN: Chapter 1, 2 and 3
- Ad Hoc Group ATM/SAR: Chapters 4 and 7
- Ad Hoc Group CNS: Chapter 5
- Ad Hoc Group MET: Chapter 6
- Ad Hoc Group AIS: Chapter 8
- Ad Hoc Group AGA/AOP: Chapter 9
- Ad Hoc Group HRRR: Chapter 10
- Ad Hoc Group SMS: Chapter 11

2011 South American Regional Office

---

---

---


---

---

---

---

---

**Recommendations in case of an earthquake** 

- During an earthquake
- After an earthquake
- Emergency exits of the ICAO facilities, Third and Fourth floors

2011 South American Regional Office

---

---

---


---

---

---

---

---

**During an earthquake** 

- Keep calm
- Stay away from windows, do not get out through balconies, do not use elevators
- Locate in safety internal areas previously identified
- Evacuate the location only if conditions so permit, minimize your movements

2011 South American Regional Office

---

---

---


---

---

---

---

---

**After an earthquake** 

- Proceed to evacuate the site, since more small earthquakes might occur
- Evacuation of the site must be smooth, in a fast and safe manner, through the indicated routes
- Stay in the evacuation site until the security team of the building so informs you, verify if there is a risk in the facilities.

2011 South American Regional Office

---

---

---


---

---

---

---

---

**Emergency exits for facilities ICAO  
Floors 3 and 4** 

- You will find two stairs for emergencies located in front of the elevators area.
- Both stairs finalise in the first floor of the building, in the main entrance area.
- Go down through the stairs. Do not push or run; keep in line, following one direction. Speak as few as possible.

2011 South American Regional Office

---

---

---

---

---

---

---

---

Emergency exit of ICAO facilities  
– Floors 3 and 4



2011 South American Regional Office 13

---

---

---

---

---

---

---

---

Emergency exit (cont)

- Leave the building
- Once you are out of the building, walk in front towards the evacuation site, which is in front of the ICAO building
- Pay attention to any indication that the security team may provide.
- You will be informed when may you safely return to the facilities.

2011 South American Regional Office 14

---

---

---

---


---

---

---

---

Meeting point



2011 South American Regional Office 15

---

---

---


---

---

---

---

---



Questions?

2011 South American Regional Office 16

---

---

---

---

---

---

---

---

**ICAO**  
Uniting Aviation on  
Safety | Security | Environment



---

---

---

---

---

---

---

---