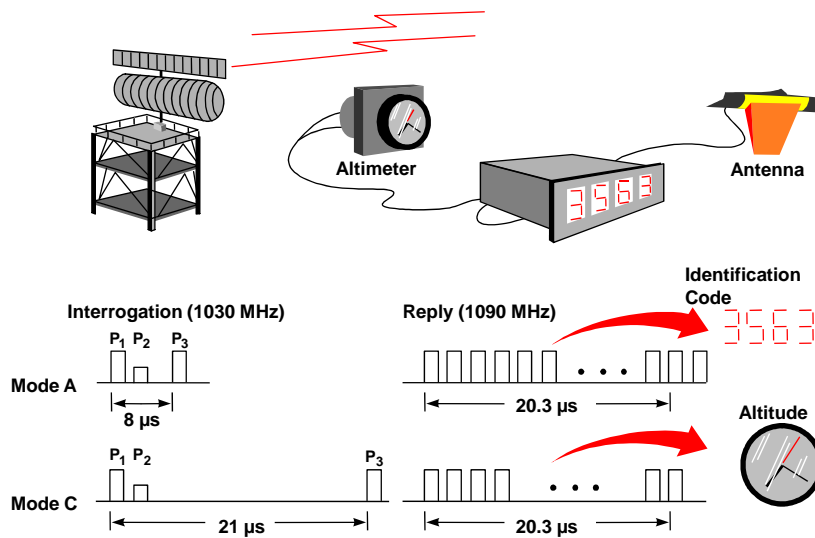


# SSR Mode S Coordination Issues

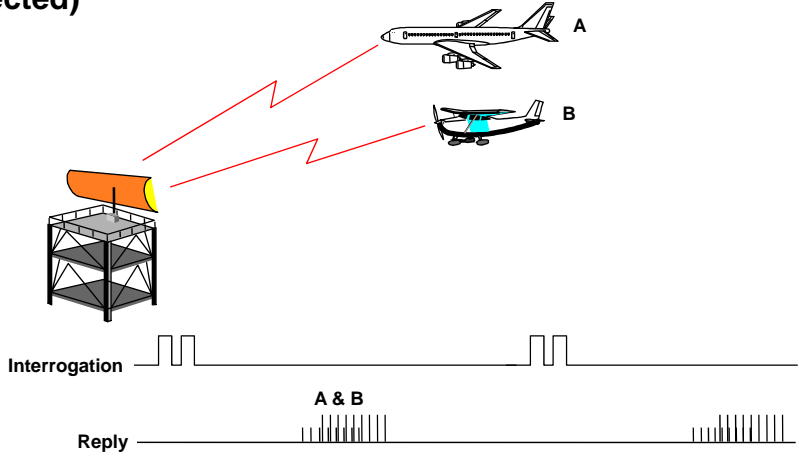
By: M. Paydar  
ICAO

December 2010

## Secondary Surveillance Radar (SSR) Modes A and C

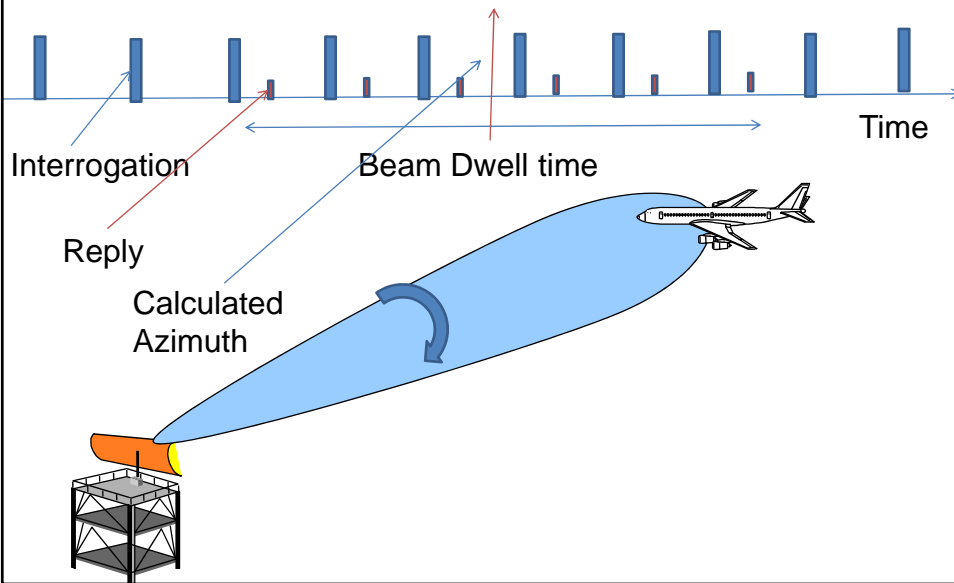


**Synchronous Garbling of Transponder Replies  
(A problem in busy areas resulting in some aircraft not being detected)**

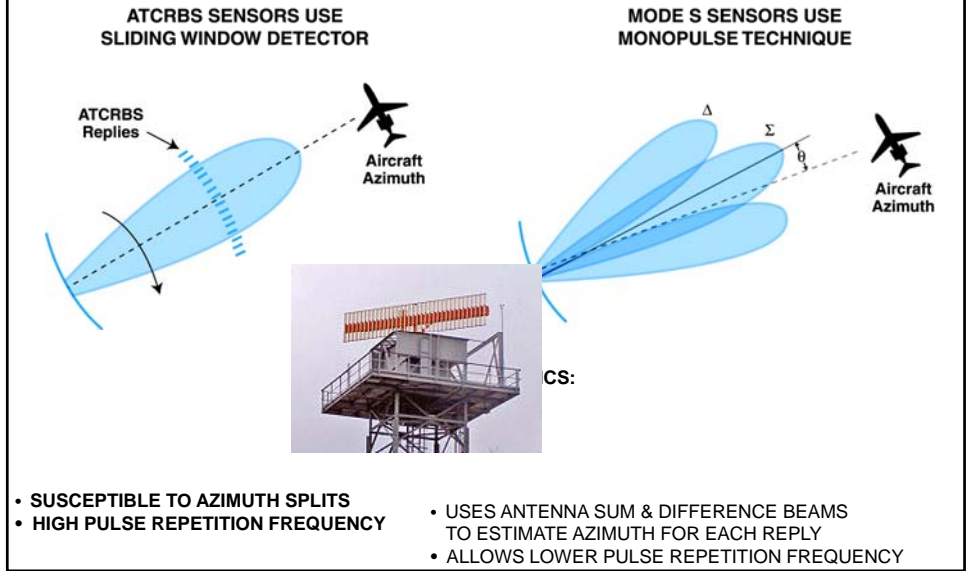


- Replies A & B Garble When Aircraft Are < 2 Miles Apart in Slant Range


**Old “ Sliding Window” technique (using “ Hog Trough” antennas) is wasteful (in terms of RF pollution) and not very accurate**



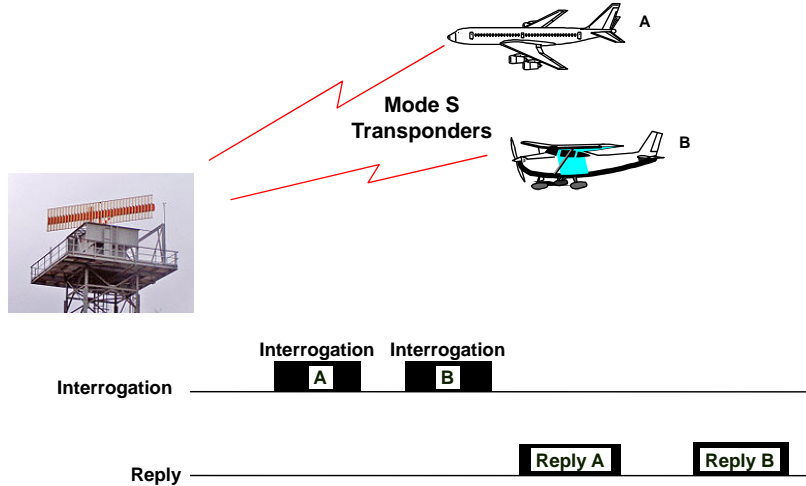
## Monopulse Direction Finding (with Large Vertical Aperture (LVA) antenna)



## Another form of garble (garbling of interrogations)

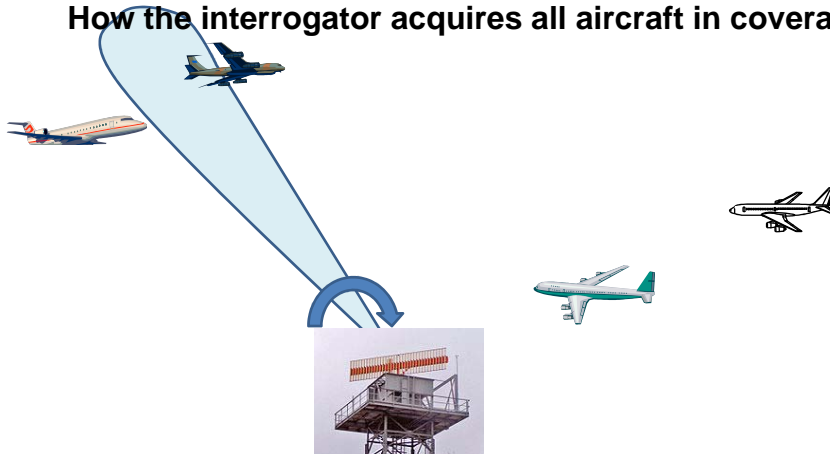


**Mode S can solve the synchronous garble problem  
(Of course with the use of monopulse technique)**



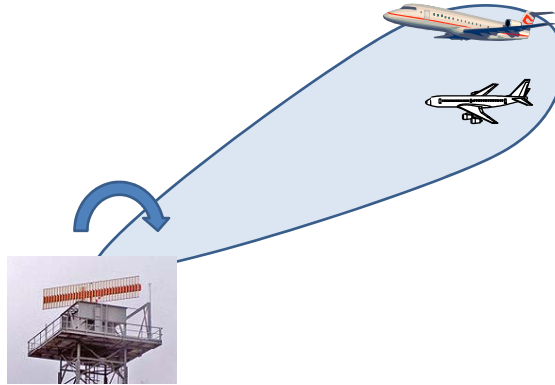
**But the interrogator needs to know each aircraft 24 bit address before it can selectively interrogate them**

**How the interrogator acquires all aircraft in coverage**



- 1: The interrogator sends out an All-Call signal**
- 2. Each A/C in coverage replies giving its 24 bit address**
- 3. Having acquired all A/c in coverage, the interrogator selectively interrogates every A/C (roll-call)**

**So the same synchronous garble can happen with Mode S as well for A/Cs in close slant range**



**However, Mode S can do adaptive interrogations. The Stochastic All-call interrogation asks for replies to be sent with a probability of less than 1. Chances are the two A/Cs come up with different probabilities so both don't reply to each interrogation. So both are acquired.**

Once an aircraft is “acquired” by the ground radar, ideally it should not reply to subsequent All-call interrogations (otherwise there is little gain from the RF pollution reduction perspective).

That is why the interrogator can “lock out” an already detected aircraft from replying to further All-call interrogations.

However, the aircraft should be able to reply to All-call interrogations from other/adjacent radars.

This is why each interrogator can have its own “interrogator code (IC)”.



## Advantages of SSR Mode S (over Mode A/C)



- \* immune to garbling/Less RF pollution
- \* selective (addressed interrogations) based on 24-bit aircraft addresses
- \* relief from Mode A code shortage (when Aircraft Identification is used)
- \* Additional information (e.g. identity and pressure altitude in 25 ft increments)
- \* uses error detection so data is accurate
- \* Offers an A-G data link medium (up to 112 bits in every signal)

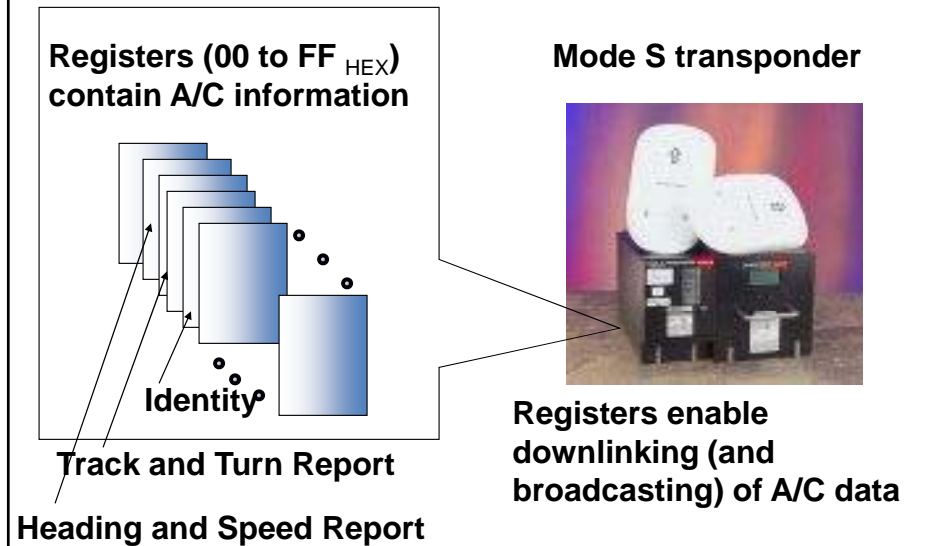
In short, Mode S has a better overall performance and in high density areas, improves the safety of air navigation.

However, Mode S is rather complicated (mainly for the technical personnel). So its use in not-so-high density areas should be carefully considered.

Many parameters (e.g. those listed below) need to be properly set/adjusted and often in coordination with adjacent radars.

- \* Pulse repetition frequency (PRF)
- \* Mode interlace pattern (A/C, All-Call A/C/S, All-Call Mode S only, Roll-calls)
- \* Interrogator Code (IC)
- \* Use of lockout (coverage and protocol)
- \* Use of datalink capability
- \* Types of transponders in the airspace

## The Mode S Transponder has 256 registers

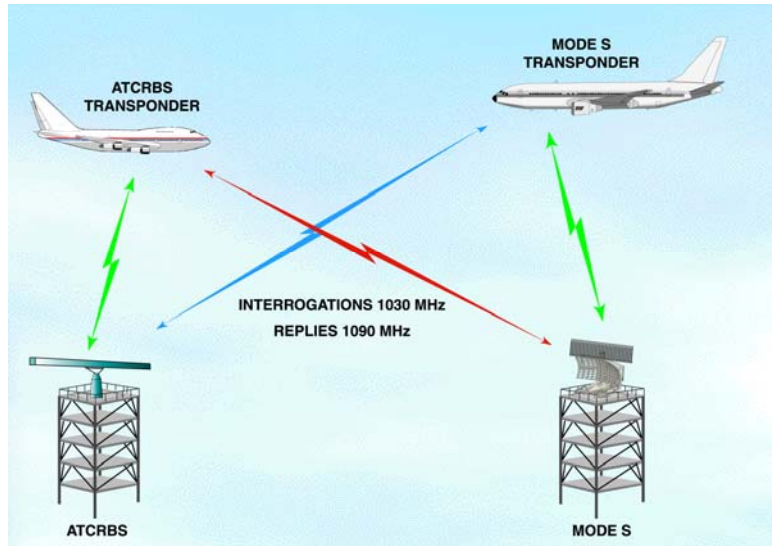


Operational requirements may dictate that some of the registers in the Mode S transponder be fed with aircraft data and their contents be downlinked to ground (as part of replies).

Regional mandates are needed to force the appropriate aircraft equipage and configuration. For example: Examples:

1. **European Elementary Surveillance (ELS) Mandate:**
  - Aircraft identification
2. **European Enhanced Surveillance (EHS) Mandate:**
  - Selected Altitude, Track Angle Rate, Roll Angle, True Track Angle, Ground Speed, Magnetic Heading, Air Speed and Vertical Rate

## Compatibility Between Mode A/C and Mode S



## Mode S Transponder Considerations

- \* 5 levels defined in Annex 10 Vol. IV
- \* Level 2 is the minimum for international operations
- \* Level 2 includes short (acquisition) squitter, datalink capability reporting and aircraft identify reporting
- \* Moreover, all Mode S transponders shall (after 2005) have the Surveillance Identifier (SI) capability
- \* There is no formal requirement for Extended Squitter (ADS-B) capability!  
(though most modern transponders have it)

### **More on Lockout and Interrogator Codes**

- **Once the transponder is on discrete address roll call, further response to All-Calls would cause interference**
- **Interrogator commands transponders on its roll call to not reply to its All-Calls (All-Call Lockout)**
  - **Lockout command contained in discrete interrogation**
  - **Times out in 18 seconds**
- **All-Call lockout is interrogator specific**
  - **Lockout command specifies 4-bit Interrogator Identifier (II) code**
  - **Transponder replies if not locked out to that interrogator code**

### **Some Annex 10 provisions on coordination requirements**

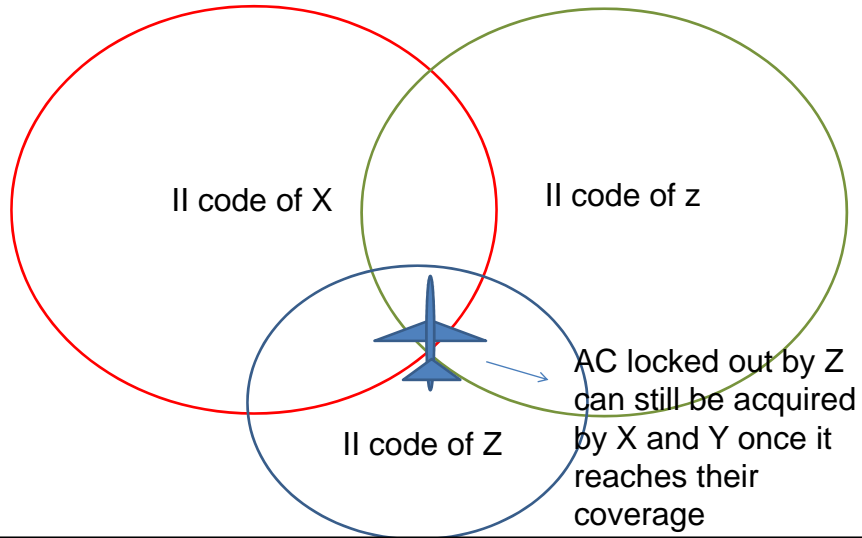
*Note.— In order to permit the efficient operation of ground equipment designed to eliminate interference from unwanted aircraft transponder replies to adjacent interrogators (defruiting equipment), States may need to develop coordinated plans for the assignment of pulse recurrence frequencies (PRF) to SSR interrogators.*

**2.1.2.1.2 The assignment of interrogator identifier (II) codes, where necessary in areas of overlapping coverage, across international boundaries of flight information regions, shall be the subject of regional air navigation agreements.**

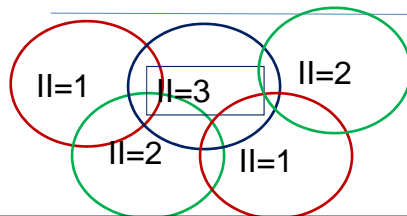
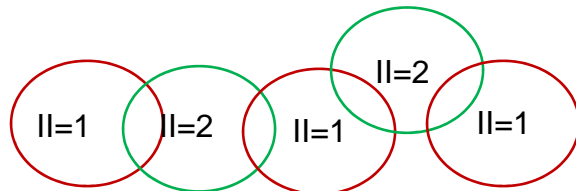
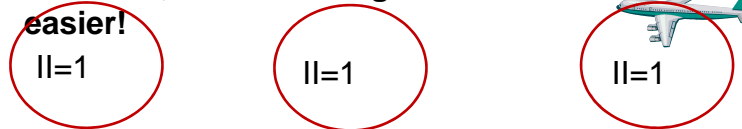
**2.1.2.1.3 The assignment of surveillance identifier (SI) codes, where necessary in areas of overlapping coverage, shall be the subject of regional air navigation agreements.**

*Note.— The SI lockout facility cannot be used unless all Mode S transponders within coverage range are equipped for this purpose*

The use of IC (either II or SI codes) becomes an issue when:  
**A) adjacent radars have overlapping coverage; and**  
**B) lockout is to be used by any of the radars**



Examples of how limited II codes (0 to 15) should be used judiciously! For a handful of radars, manual assignment of codes is easier!



In general, having X radars doesn't equate to 30 ICs being needed!  
 Neither it means a computer tool is needed!

## SI Codes

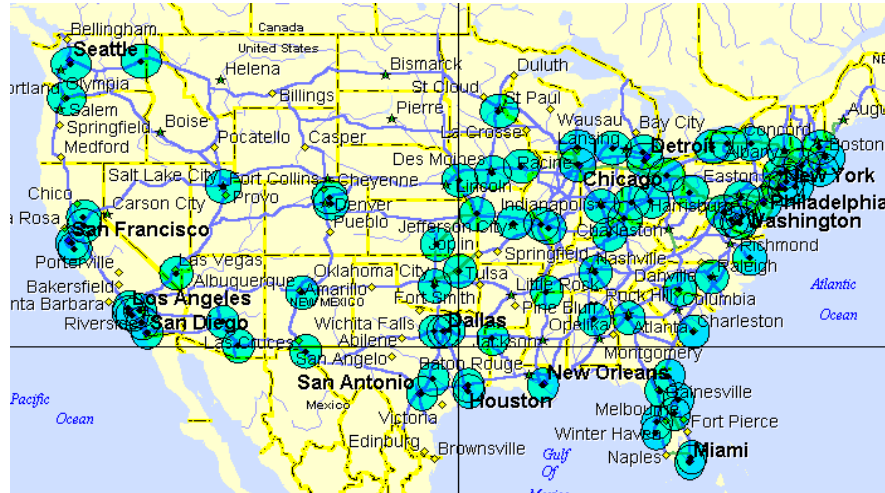
- **Interrogator codes are needed for independent operation of adjacent Mode S sensors**
  - **Current II codes not adequate for both civil and military needs**
  - **6-bit Surveillance Identifier (SI) code will provide 63 additional interrogator codes**
- **SI codes now required by Mode S standards and European Mode S mandates**
  - **Will not be used until all aircraft in a region of airspace are equipped !**
  - **Regional coordination a must!**

**\* A computer tool would however be useful for assigning interrogator codes (interrogator identifier (II) and/or surveillance identifier (SI)) in areas where there are many Mode S radars with overlapping coverage (like the areas shown in the next two slides)**

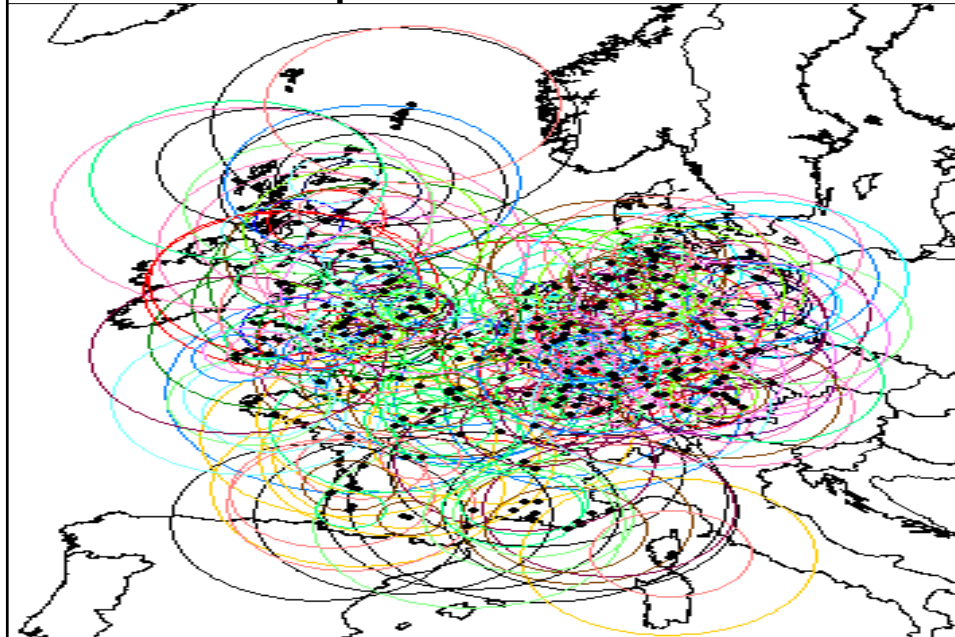
**\* In such areas, a single body would be better suited to assign the codes (and to look after other Mode S issues) in coordination with individual States**



## Mode S Radar Coverage in the U.S. @ 55 NM



## European Mode S Radars



## Summary

- \* Nowadays, a modern SSR comes with Mode S
- \* Mode S has many features, not all are needed everywhere
- \* According to Annex 10, decisions on PRF, lockout coverage and use of interrogator codes must be based on regional agreements
- \* Regional Offices may be asked by some States to assist with assigning interrogator codes. They therefore need to know the locations of all such radars in the given geographic area, any existing IC used and the documented use of lockout operations if any. Then, if only a handful of radars exist, the assignment better be done manually. If however many sites are involved, a computer tool (such as the one available through the EUR/NAT Office) could be helpful.

## Appendix

### Some Relevant Annex 10 Provision

**2.1.2.1.1 Recommendation.—** *Administrations should coordinate with appropriate national and international authorities those implementation aspects of the SSR system which will permit its optimum use.*

**Note.—** *In order to permit the efficient operation of ground equipment designed to eliminate interference from unwanted aircraft transponder replies to adjacent interrogators (defruiting equipment), States may need to develop coordinated plans for the assignment of pulse recurrence frequencies (PRF) to SSR interrogators.*

### Annex 10 Provisions - continued

2.1.2.1.2 The assignment of interrogator identifier (II) codes, where necessary in areas of overlapping coverage, across international boundaries of flight information regions, shall be the subject of regional air navigation agreements.

2.1.2.1.3 The assignment of surveillance identifier (SI) codes, where necessary in areas of overlapping coverage, shall be the subject of regional air navigation agreements.

*Note.— The SI lockout facility cannot be used unless all Mode S transponders within coverage range are equipped for this purpose.*

2.1.3.3.1 Requirements for mandatory carriage of SSR Mode S transponders shall be on the basis of regional air navigation agreements which shall specify the airspace and the airborne implementation timescales.

### Annex 10 Provisions - continued

3.1.2.11.6 *Lockout coordination. A Mode S interrogator shall not be operated using all-call lockout until coordination has been achieved with all other operating Mode S interrogators having any overlapping coverage volume in order to ensure that no interrogator can be denied the acquisition of Mode S-equipped aircraft.*

*Note.— This coordination may be via ground network or by the allocation of interrogator identifier (II) codes and will involve regional agreements where coverage overlaps international boundaries.*

#### Other documents:

*Manual on the SSR Systems (Doc 9684)  
Aeronautical Surveillance Manual (Doc 9924) – on ICAO-Net*

Thank you for your attention

