




FIR		NZZO					
Criteria		RSP180					
Period		Jan-June 2017			July-December 2017		
Colour Key  Meets Criteria  99.0%-99.84%  Under Criteria	Message Counts	95% % <= 90sec	99.90% % <= 180sec	Message Counts	95% % <= 90sec	99.90% % <= 180sec	
	By Media Type						
SATCOM	264088	99.06	99.61	286885	99.13	99.66	
VHF	61833	99.79	99.88	67140	99.87	99.96	
HF	936	81.51	92.52	1219	84.16	94.01	
ALL	326857	99.15	99.64	355244	99.22	99.7	
By Remote Ground Station (RGS) Ground Earth Station (GES)							
Designator	Type	(only RGS/GES with message counts >100 recorded)					
AME1	SAT	28594	99.15	99.56	29860	99.26	99.63
AOW2	SAT	111	97.29	100			
APK1	SAT	13850	97.62	99.15	20633	98.41	99.39
IG1	SAT	932	94.74	97.63	805	95.03	98.01
IGW1	SAT	1265	91.22	95.96	2134	94.18	98.03
MTS1	SAT	62300	99.33	99.84	72646	99.28	99.85
POR1	SAT	63178	99.11	99.55	67666	99.06	99.56
XXA	SAT	22655	99.03	99.72	24285	99.35	99.86
XXH	SAT	522	99.04	99.61	1420	99.85	99.92
XXP	SAT	69715	99.24	99.62	66292	99.35	99.65
XXS	SAT	100	98	100	111	97.29	100
XXU	SAT	866	98.49	99.3	945	97.56	99.36
AKL	VHF	10931	99.78	99.89	10731	99.83	99.95
AKL1	VHF	2879	99.89	99.96	4031	99.87	99.92
AKL2	VHF	9976	99.85	99.91	11434	99.86	99.96
AKL7	VHF	12480	99.99	100	12625	99.99	99.99
AKLV	VHF	990	99.69	99.79	607	100	100
APW1	VHF	5028	99.82	99.9	5727	99.8	99.94
CHC	VHF	612	100	100	757	100	100
CHC1	VHF	2065	99.75	99.85	1888	99.78	99.94
CHC2	VHF	245	100	100	157	100	100
DUD1	VHF				134	100	100
HLZ	VHF	664	99.84	100	828	100	100
HLZ1	VHF				103	100	100
IVC1	VHF	289	97.92	98.61	315	99.68	100
NLK1	VHF	10936	99.72	99.81	12316	99.86	99.97
PMR1	VHF	118	99.15	100	116	99.13	100
RAR1	VHF	2080	99.61	99.8	2355	99.83	99.95
WLG	VHF	163	98.77	99.38	216	99.53	100
WLG1	VHF	377	99.46	99.73	334	99.7	100
H02	HF	269	71.74	87.36	362	75.96	91.43
H05	HF	611	87.88	95.41	782	88.87	95.78

EXAMPLE PERFORMANCE REPORT DATA
ANSP REPORTS TO FIT

ADS-C
AIRCRAFT OPERATOR/TYPE

FIR	NZZO					
Criteria	RSP180					
Period	Jan-June 2017			July-December 2017		
Colour Key ■ Meets Criteria ■ 99.0%-99.84% ■ Under Criteria	Message Counts	95% % <= 90sec	99.90% % <= 180sec	Message Counts	95% % <= 90sec	99.90% % <= 180sec
By Aircraft Operator / Type (only message counts >100 recorded)						
AAL/B77W	8620	99.59%	99.74%	6299	99.51%	99.71%
AAL/B788	7748	99.47%	99.64%	2225	99.55%	99.69%
AAL/B789				9288	99.63%	99.77%
ACA/B77L	285	98.95%	99.65%	218	100.00%	100.00%
ACI/A320	1723	93.62%	96.92%	1905	96.59%	98.90%
ACI/A332	1882	99.63%	100.00%	1470	99.66%	99.86%
ANZ/B772	34931	99.71%	99.89%	44121	99.69%	99.88%
ANZ/B77W	35861	99.52%	99.78%	38655	99.62%	99.80%
ANZ/B789	39128	99.05%	99.78%	42649	98.91%	99.83%
ASY/A332				141	100.00%	100.00%
CAL/A332	3870	99.56%	99.69%	2104	98.95%	99.33%
CAL/A333	2577	99.65%	99.69%	1395	99.00%	99.21%
CCA/A332	186	99.46%	100.00%	176	98.86%	100.00%
CCA/B789	2604	99.46%	99.73%	3912	99.36%	99.69%
CES/A332	3341	99.43%	99.85%	3393	99.47%	99.85%
CES/B77W	355	99.15%	99.44%			
CHH/A332	1604	99.88%	99.94%	1548	99.61%	99.87%
CHH/A333	138	100.00%	100.00%			
CPA/A359	3754	98.80%	99.52%	3782	99.39%	99.76%
CPA/B77W	1079	96.57%	99.44%	643	96.73%	99.53%
CRK/A332	4743	98.71%	99.45%	4869	99.12%	99.67%
CSC/A332	265	98.49%	100.00%	1801	98.83%	99.44%
CSN/A332	1251	98.32%	99.20%	6236	99.42%	99.81%
CSN/B77W	1722	98.66%	99.54%	1243	99.20%	100.00%
CSN/B788	5824	98.99%	99.64%	2132	98.12%	99.77%
DAL/B77L	4652	98.43%	99.20%	5406	99.20%	99.69%
FDX/MD11	1162	98.36%	99.66%	1189	98.07%	99.58%
FJI/A332	3430	96.91%	98.43%	4785	97.01%	98.79%
FJI/A333	1563	96.29%	98.27%	1431	96.51%	98.18%
GCR/A332	1538	99.48%	99.93%	1201	99.75%	100.00%
GTI/B744	1141	96.14%	98.33%	927	95.90%	98.49%
HAL/A332	5092	99.55%	99.92%	4897	99.59%	99.90%
HAL/B763	1514	98.88%	99.54%	1636	98.23%	99.63%
HFY/A332				371	100.00%	100.00%
JST/A332	317	100.00%	100.00%	686	99.27%	99.56%
JST/B788	194	96.39%	98.97%			
KAL/B748				718	97.91%	100.00%
KAL/B772	1617	98.27%	99.69%			

EXAMPLE PERFORMANCE REPORT DATA

ADS-C

ANSP REPORTS TO FIT

AIRCRAFT OPERATOR/TYPE

KAL/B77W	1307	99.01%	99.69%	2302	99.30%	100.00%
KIW/B752	560	99.46%	99.82%	623	99.84%	99.84%
LAN/B788				118	100.00%	100.00%
LAN/B789	13923	98.54%	99.40%	16884	98.80%	99.51%
MAS/A333	3496	99.23%	99.51%	3689	98.97%	99.38%
NASA/B745	192	95.83%	98.96%	1204	95.10%	98.67%
PAL/A333				121	99.17%	99.17%
PAL/A343				261	98.47%	99.62%
PVT/B737	143	98.60%	100.00%			
PVT/F2TH				145	97.93%	98.62%
PVT/F900	121	100.00%	100.00%			
PVT/FA7X	225	96.89%	99.11%	116	99.14%	100.00%
				144	98.61%	99.31%
PVT/GLEX	1484	97.91%	99.46%	1303	98.47%	99.69%
PVT/GLF4	190	96.84%	99.47%			
PVT/GLF5	681	95.59%	98.24%	676	97.04%	98.96%
PVT/GLF6	932	98.28%	99.03%	925	98.81%	99.78%
QFA/A332	1291	98.68%	98.92%	5279	99.03%	99.47%
QFA/A333	153	98.04%	100.00%	908	99.56%	99.89%
QFA/A388	18803	99.64%	99.81%	18913	99.71%	99.86%
QFA/B744	11455	99.13%	99.41%	12539	98.91%	99.21%
QFA/B763	1791	98.72%	99.33%	2253	99.02%	99.87%
QFA/B789				530	99.06%	100.00%
QTR/B77L	2647	96.98%	99.02%	3566	97.22%	98.96%
RAAF/A332				121	100.00%	100.00%
RAAF/B737				159	98.11%	99.37%
RNZAF/C130	463	96.33%	99.14%	907	97.68%	98.90%
SIA/A388	1586	99.43%	99.75%	1338	100.00%	100.00%
SIA/B772	4998	99.06%	99.90%	5244	99.31%	99.85%
SIA/B77W	1885	97.51%	98.94%	2429	98.85%	99.46%
SQC/B744	1972	99.34%	99.85%	2051	99.22%	99.90%
THA/B772	2808	99.00%	99.72%	1009	98.91%	99.31%
THA/B77W				1259	99.52%	99.76%
THA/B789				959	99.48%	100.00%
THT/A343	5950	99.70%	99.82%	5392	99.72%	99.78%
UAE/A388	16645	99.39%	99.77%	14366	99.83%	99.99%
UAE/B77L				110	98.18%	99.09%
UAL/B772	6649	99.10%	99.34%			
UAL/B77W				3727	99.54%	100.00%
UAL/B788	3938	99.67%	99.80%			
UAL/B789	19444	99.45%	99.66%	21802	99.51%	99.65%
USAF/B737	249	99.60%	100.00%			
USAF/C17	877	99.77%	99.77%	251	99.60%	99.60%
USAF/B752				167	97.01%	98.80%
USAF/C17				1416	99.29%	99.44%
VAU/B77W	8212	99.34%	99.56%	9762	99.56%	99.68%
VJT/GLEX				149	97.99%	100.00%

EXAMPLE PERFORMANCE REPORT DATA

ADS-C




ANSP REPORTS TO FIT

AIRCRAFT OPERATOR/TYPE

VOZ/A332				158	97.47%	99.37%
XAX/A333	4536	99.14%	99.98%	4753	99.22%	99.79%

EXAMPLE PERFORMANCE REPORT DATA
ANSP REPORTS TO FIT

CPDLC
MEDIA TYPA/RGS/GES

FIR		NZZO									
Criteria		RCP240									
Period		Jan - Jun 2017					Jul - Dec 2017				
Colour Key  Meets Criteria  99.0%-99.84%  Under Criteria	Message Counts	95% benchmark		99.9% Benchmark		Message Counts	95% benchmark		99.9% Benchmark		
		ACP	ACTP	ACP	ACTP		ACP	ACTP	ACP	ACTP	
		% <= 180sec	% <= 120sec	% <= 210sec	% <= 150sec		% <= 180sec	% <= 120sec	% <= 210sec	% <= 150sec	
By Media Type											
SATCOM	9557	99.47	99.63	99.63	99.72	10537	99.62	99.74	99.77	99.84	
VHF	909	99.66	99.77	99.77	99.88	908	100.00	100.00	100.00	100.00	
HF	23	86.95	91.30	91.30	91.30	23	82.60	82.60	86.95	86.95	
ALL	10849	99.46	99.62	99.62	99.72	11468	99.62	99.72	99.76	99.83	
By Remote Ground Station (RGS) Ground Earth Station (GES)											
Designator	Type	(RGS/GES with message counts >100)									
AKL	VHF	109	100	100	100	100					
AME1	SAT	1487	99.19	99.26	99.54	99.52	1673	99.7	99.64	99.7	99.64
APK1	SAT	465	99.36	98.92	99.26	98.92	601	99.66	99.83	99.83	99.83
APW1	SAT	240	100	100	100	100	262	100	100	100	100
MTS1	SAT	2645	99.64	99.84	99.81	99.88	3303	99.54	99.75	99.69	99.84
NLK1	VHF	362	99.87	99.44	99.87	99.72	372	100	100	100	100
POR1	SAT	1667	99.52	99.64	99.75	99.7	1703	99.53	99.58	99.82	99.88
XXA	SAT	439	99.79	99.77	99.79	99.77	602	100	99.83	100	100
XXP	SAT	2687	99.67	99.77	99.77	99.81	2399	99.74	99.91	99.87	99.91

EXAMPLE PERFORMANCE REPORT DATA
ANSP REPORTS TO FIT

CPDLC
AIRCRAFT OPERATOR/TYPE

FIR	NZZO											
Criteria	RCP240											
Period	Jan - Jun 2017						Jul - Dec 2017					
Colour Key ■ Meets Criteria ■ 99.0%-99.84% ■ Under Criteria	Message Counts	95% benchmark		99.9% Benchmark		95%	Message Counts	95% benchmark		99.9% Benchmark		95%
		ACP	ACTP	ACP	ACTP	PORT		ACP	ACTP	ACP	ACTP	PORT
		% <= 180sec	% <= 120sec	% <= 210sec	% <= 150sec	%<60secs		% <= 180sec	% <= 120sec	% <= 210sec	% <= 150sec	%<60secs
By Aircraft Operator / Type (only message counts >100 recorded)												
AAL/B77W	399	99.50%	99.49	99.50%	99.49%	98.74%	235	100.00%	100.00%	100.00%	100.00%	99.57
AAL/B788	318	99.69%	99.68	99.69%	100.00%	99.37%						
AAL/B789							428	100.00%	100.00%	100.00%	100.00%	99.53
ANZ/B772	1495	99.67%	99.58	99.73%	99.76%	98.79%	1892	99.47%	99.63%	99.58%	99.68%	98.73
ANZ/B77W	1687	99.41%	99.73	99.59%	99.79%	98.81%	1847	99.68%	99.83%	99.78%	99.83%	99.29
ANZ/B789	1190	99.58%	99.49	99.75%	99.66%	99.41%	1449	99.72%	99.72%	99.79%	99.86%	99.44
CSN/B788	113	99.12%	100	99.12%	100.00%	99.11%						
DAL/B77L	183	99.45%	100	99.45%	100.00%	97.81%	190	100.00%	100.00%	100.00%	100.00%	100
HAL/A332	240	99.58%	100	99.58%	100.00%	97.91%	234	100.00%	100.00%	100.00%	100.00%	98.29
HAL/B763	112	98.21%	99.1	100.00%	100.00%	98.21%	123	100.00%	100.00%	100.00%	100.00%	99.18
LAN/B789	502	98.61%	98.8	98.80%	98.80%	99.40%	604	99.67%	100.00%	99.83%	100.00%	99.17
QFA/A388	589	100.00%	100	100.00%	100.00%	99.66%	643	99.69%	99.84%	99.84%	100.00%	98.91
QFA/B744	497	99.40%	99.39	99.80%	99.39%	98.99%	522	99.62%	99.61%	99.81%	99.80%	99.23
THT/A343	172	100.00%	100	100.00%	100.00%	100.00%	166	99.40%	100.00%	99.40%	100.00%	99.39
UAE/A388	171	100.00%	100	100.00%	100.00%	97.66%	143	100.00%	98.60%	100.00%	100.00%	100
UAL/B772	372	100.00%	100	100.00%	100.00%	98.11%						
UAL/B77W							217	100.00%	100.00%	100.00%	100.00%	99.07
UAL/B788	143	99.30%	100	100.00%	100.00%	99.30%						
UAL/B789	815	99.51%	99.75	99.88%	99.75%	99.63%	914	99.89%	99.89%	100.00%	99.89%	99.78
VAU/B77W	300	99.67%	99.66	99.67%	99.66%	100.00%	391	99.74%	99.74%	100.00%	99.74%	99.74