



**INTERNATIONAL CIVIL AVIATION ORGANIZATION
ASIA AND PACIFIC OFFICE**

Asia/Pacific Regional

Interface Control Document (ICD) for ATS Message Handling System (AMHS)

Version 2.0 – September 2007

(intentionally blank)

DOCUMENT CONTROL LOG

Version	Revised contents	Date
1.0	Version 1.0 was endorsed by the APANPIRG/13	13 September 2002
2.0	Version 2.0 was endorsed by the APANPIRG/18	7 September 2007

TABLE OF CONTENTS

1. Guidance for AMHS specification
 - 1.1 Introduction
 - 1.2 AMHS Functions
 - 1.3 Network Configuration
 - 1.4 Protocol Specification Overview

2. AMHS Specifications
 - 2.1 Guidance for Optional Parameters
 - 2.2 AMHS Specifications
 - 2.3 Upper Layer Specifications
 - 2.4 Lower Layer Specifications

Appendix: PICS of AMHS

<References>

- 1) ICAO Doc 9705/AN-956, "MANUAL OF TECHNICAL PROVISIONS FOR THE AERONAUTICAL TELECOMMUNICATION NETWORK (ATN)", SECOND EDITION (Effective 10 December 1999)
 - a) Sub-Volume I : 1.1 "DEFINITIONS AND REFERENCES"
 - b) Sub-Volume III : 3.1 "ATS Message Handling Services (ATSMHS)"
 - c) Sub-Volume V : "Internet Communication Service"

- 2) ICAO Doc 9739/AN-961 Comprehensive ATN Manual (Edition 1)

- 3) ICAO Annex 10, Vol. II, Fifth edition (July 1995)

NOTE 1: This ICD does not include the additional features such as CIDIN/AMHS Gateway, Security and Directory Service which are added in ICAO Doc 9705/AN-965, THIRD EDITION. This ICD may be enhanced to include such additional features in the future.

NOTE 2: This ICD includes supporting CAAS

1. Guidance for AMHS specification

1.1 Introduction

1.1.1 This document is the Interface Control Document (ICD) based on which the AMHS is to be implemented in the Asia/Pacific Region. It is essential that the implementation of the AMHS be fully compliant with ICAO ATN SARPs (Doc9705) as well as this ICD, in order to preserve interoperability between States and ensure that future ATN applications are accommodated. To assist the reader, the following clauses serve as an overview of the AMHS and its underlying network protocols.

1.2 AMHS Functions

1.2.1 The AMHS defines two End Systems, these being an AFTN/AMHS Gateway and an ATS Message Server (with ATS Message User Agent). It is expected that early implementations of AMHS will require the use of an AFTN/AMHS Gateway as during the transitional process to full AMHS AFTN may need to operate concurrently with AMHS either within or between outside States. However, it is also possible to replace AFTN with ATS Message Server (with User Agent) all at once, in this situation there will be no need for AFTN/AMHS Gateways as AFTN will not be required to coexist with AMHS.

NOTE: ATN Pass-Through Service (AFTN/ATN Type A Gateway) should not be implemented since it cannot be connected with AFTN/AMHS Gateway nor ATS Message Server. The description concerning the ATN Pass-Through Service has been deleted in the Third Edition of ICAO ATN SARPs. In addition, CIDIN/AMHS Gateway has been added as a new End System of AMHS in the Third Edition SARPs.

1.2.2 Even in the case that all the AFTN connections within States (i.e. domestic communication) are replaced with X.400 (MHS and NOT AMHS) connections, the connections outside State (i.e. international communication using ATN Routers) are to be complied with ICAO ATN SARPs and this ICD. When the domestic communication is implemented prior to the international communication, the domestic MHS Server may be so modified as to comply with ATN.

1.3 Network Configuration

1.3.1 The network configuration will grow according to the level of implementation of AMHS. The followings are the typical phases of AMHS implementation. The network configuration of each phase is shown in Figure 1.

1) Phase-1

AFTN connections are currently used for both all the domestic communication within State and all the international communication with other States.

2) Phase-2

AFTN/AMHS Gateways and ATN Routers are implemented for the international communication between at least two States.

3) Phase-3

Domestic AFTN connections are replaced with AMHS connections within State. AFTN/AMHS Gateway is enhanced to ATS Message Server. However, AFTN/AMHS Gateway System/Function remains for the AFTN connections (like State C in Figure). There may be AMHS-AMHS direct international communication (via ATN Routers) with the other States.

NOTE: It is a local matter whether to implement ATS Message Server and AFTN/AMHS Gateway in separated computer systems or in one computer system.

4) Phase-4

All the States in the Region implement either ATS Message Server or AFTN/AMHS Gateway and all the international communications are done by AMHS. There may be AMHS-AMHS direct international communication (via ATN Routers) with the other States.

5) Phase-5

AMHS connections are fully applied to both the domestic communication within States and the international communication with all the neighbor States.

6) Phase-6

Full ATN connection is applied within the Region. All the data of ATN applications including AMHS are exchanged through ATN Routers.

1.3.2 The systems in Figure 1 are as follows;

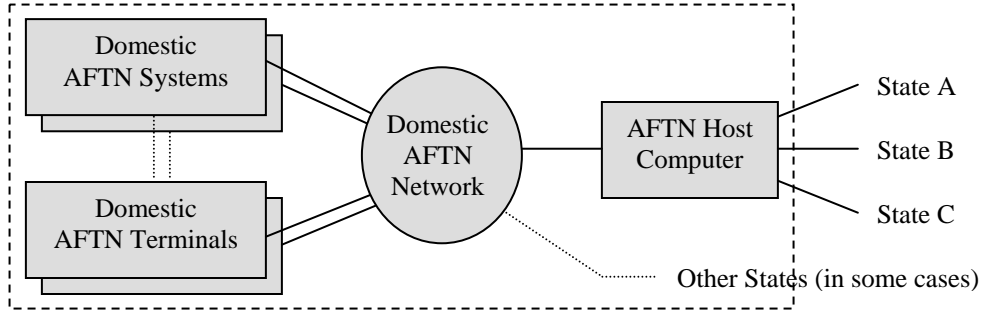
AMHS Gateway : AFTN/AMHS Gateway

AMHS Server : ATS Message Server (enhanced from AFTN/AMHS Gateway)

End Systems of ATN Applications

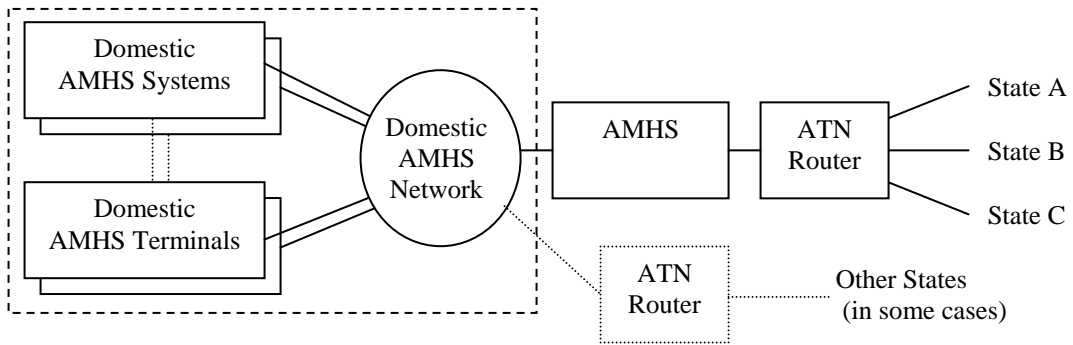
: End Systems of ATN applications including Air/Ground applications such as CM (Context Management), ADS (Automatic Dependent Surveillance), CPDLC (Controller and Pilot Data Link Communication) or FIS (Flight Information Service), whose ground to ground data is forwarded through the same ground network using ATN routers. The system may consist of computer(s) and/or equipment for ATN application for communication, ATM application, Human Machine Interface and maintenance.

AFTN System : AFTN host computer, domestic AFTN network and distributed AFTN systems/terminals (as shown below for an example)

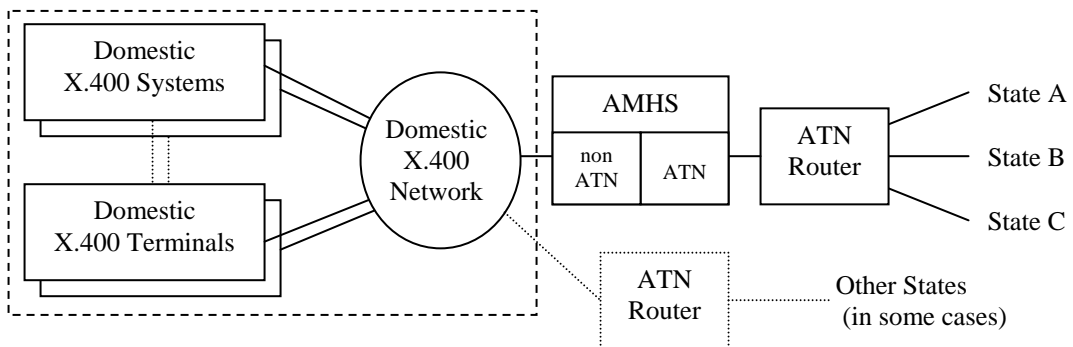


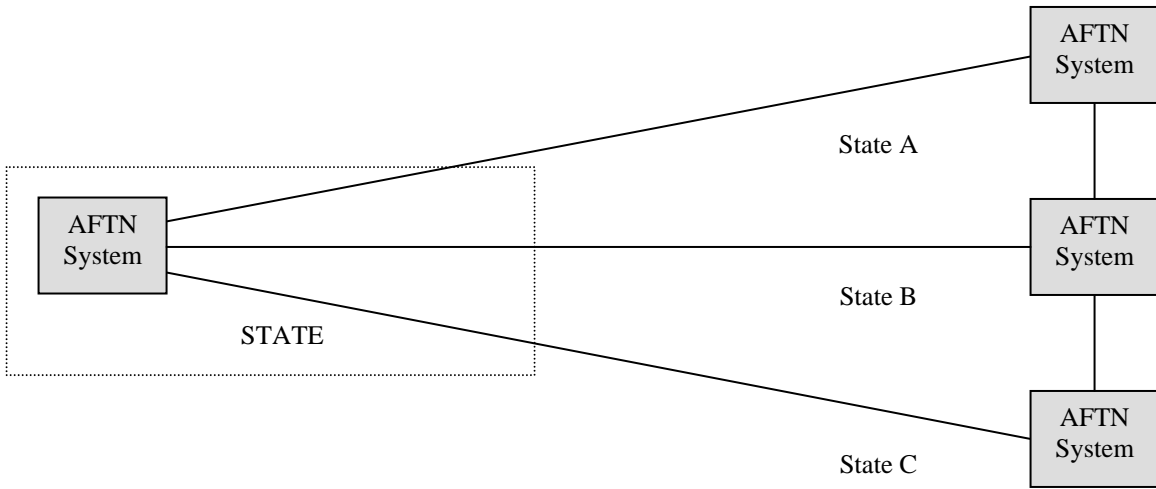
AMHS System : domestic AMHS (or X.400 MHS) network, distributed AMHS (or X.400 MHS) systems/terminals (User Agents) and AMHS (or X.400 MHS) local servers if necessary (as shown below for an example)

AMHS domestic connections

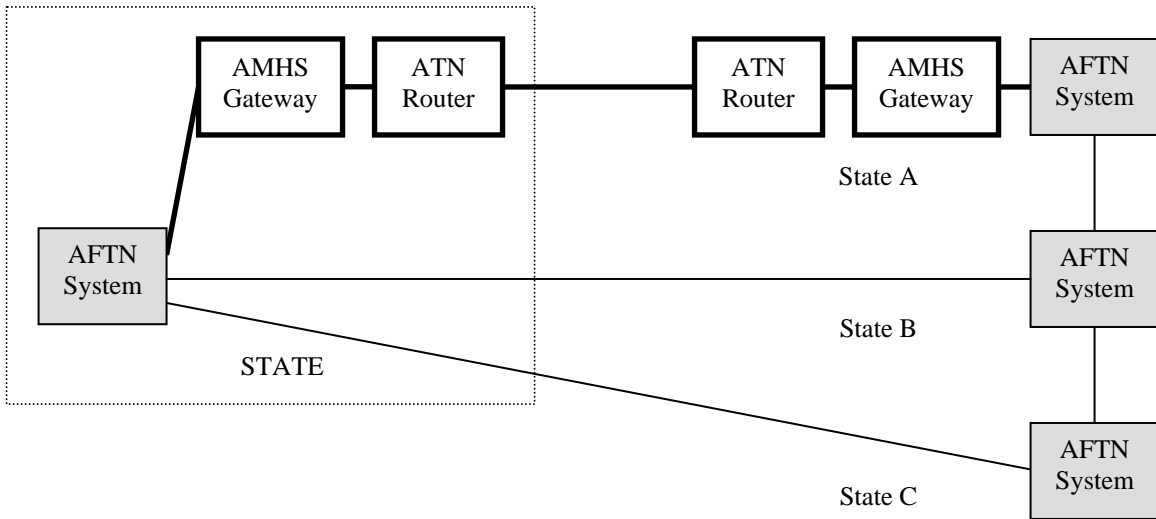


X.400 MHS domestic connections



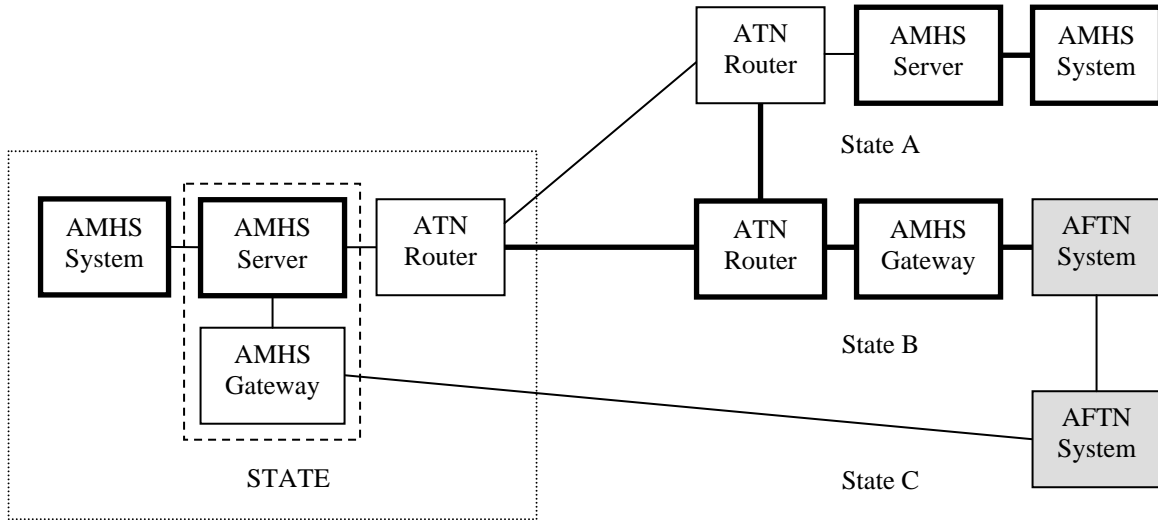


(1) Phase-1
Current AFTN connections



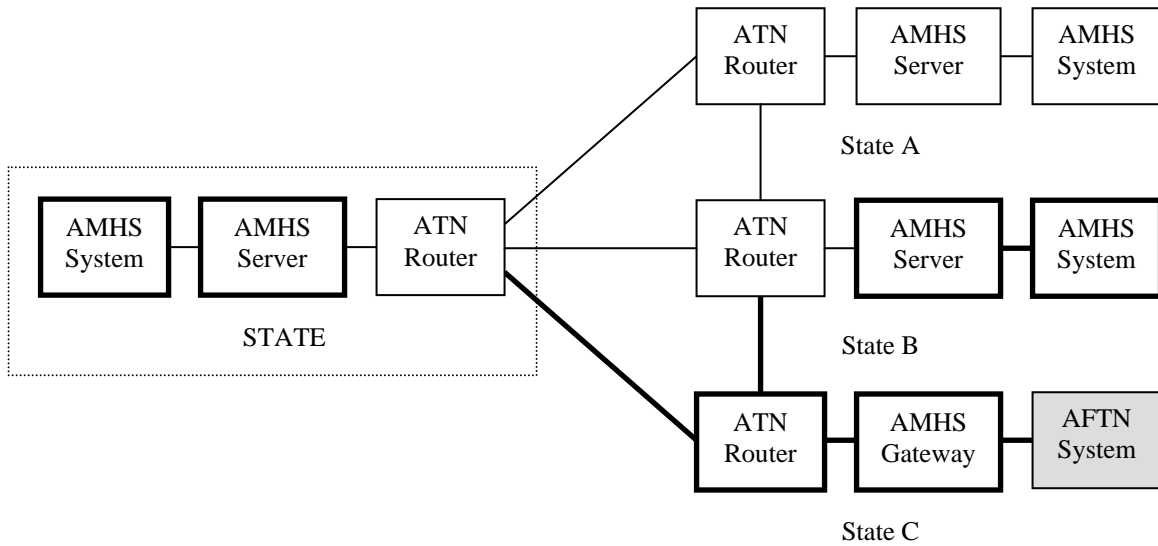
(2) Phase-2
Implementation of AFTN/AMHS Gateways and ATN Routers

Figure 1. AMHS Network Configuration (to be continued)



(3) Phase-3

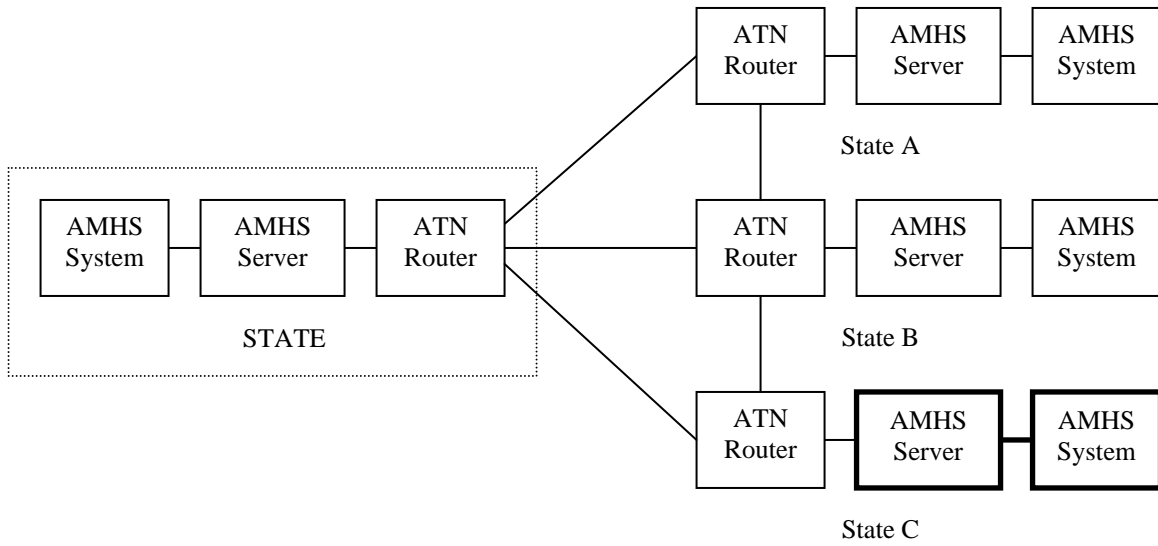
Implementation of ATS Message Server and AMHS connections within State



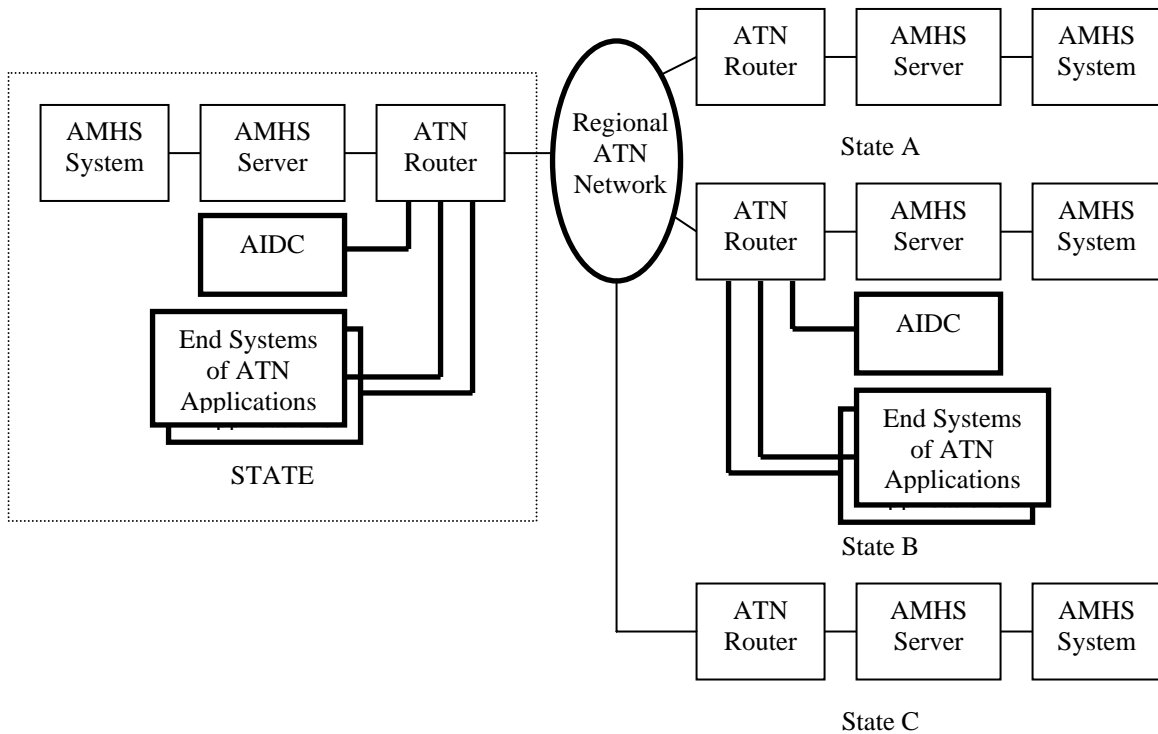
(4) Phase-4

Full AMHS international connections

Figure 1. AMHS Network Configuration (to be continued)



(5) Phase-5
Full AMHS connections



(6) Phase-6
Full ATN connections

Figure 1. AMHS Network Configuration

1.4 Protocol Specification Overview

1.4.1 Protocol Stack of AMHS and ATN Router

1.4.1.1 The following figure shows the OSI protocol stack of ES and IS in the ATN. AMHS is ES and ATN Router is IS.

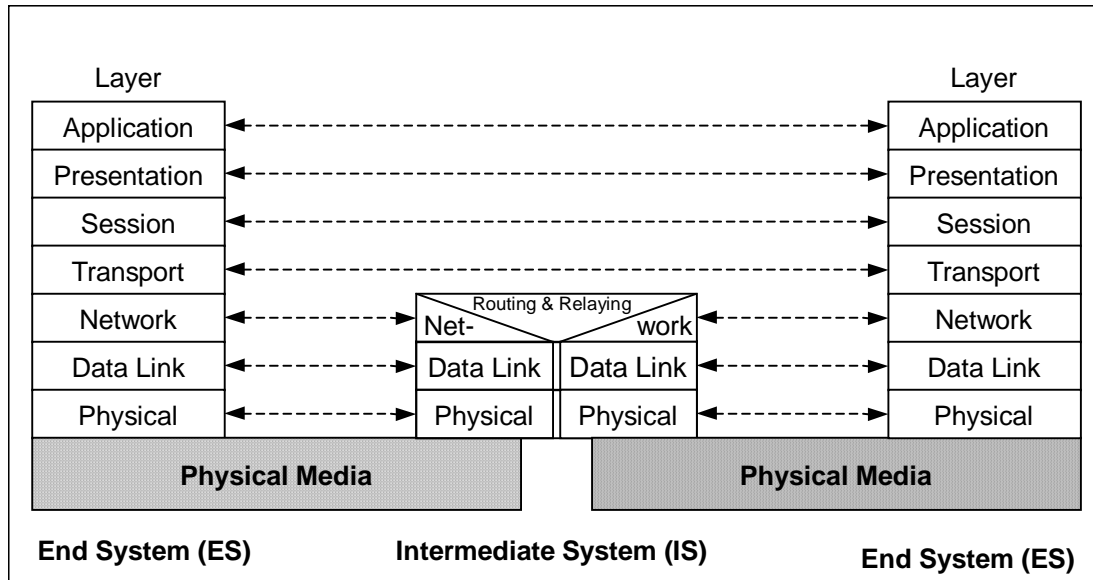


Figure 2. OSI Protocol Stack of ES and IS

1.4.2 AMHS Protocol Specification

1.4.2.1 The followings are the standards and/or ICAO Doc 9705/AN-956 descriptions of protocols at each OSI protocol layer, with which AMHS should comply.

(1) Application Layer

Application Layer is composed of MHS, RTSE, and ACSE.

MHS should comply with ITU-T X.400 (1988) and the additional requirements specified in 3.1 “ATS MESSAGE HANDLING SERVICE” of ICAO Doc 9705/AN-956. MHS supports all the mandatory elements of AMH11 and AMH21, and also supports the DL functional group.

RTSE should comply with ISO 9066-2 and support the mandatory services listed below among the services specified in ISO/IEC ISP 10611-2.

RT-OPEN
RT-CLOSE
RT-TRANSFER
RT-P-ABORT
RT-U-ABORT

ACSE should comply with ISO 8650 and support the mandatory functions of normal mode specified in ISO/IEC 10611-2. Moreover, the application-context name, which is used as a parameter of A-ASSOCIATE, should comply with ISO/IEC 10021-6.

(2) Presentation Layer

Presentation Layer should comply with ISO 8823 and support mandatory functions of normal mode specified in ISO/IEC ISP 10611-2.

(3) Session Layer

Session Layer should comply with ISO 8327 and support functional units listed below which are specified in ICAO Comprehensive ATN Manual and ISO/IEC ISP 10611-2.

Kernel
half duplex
exceptions
minor synchronize
activity management

(4) Transport Layer

COTP (Connection Oriented Transport Protocol) specified in ICAO Doc 9705/AN-956 should be used. COTP should comply with ISO/IEC8073 Class 4 and 5.5 “TRANSPORT SERVICE AND PROTOCOL SPECIFICATION” of ICAO Doc 9705/AN-956. The following functions should be supported as specified mandatory by ICAO Doc 9705/AN-956.

Both Initiating CR TPDU and Responding to CR TPDU	
Function of Non-use of checksum	
CR/CC/DR/DC/DT/ED/AK/EA/ER TPDUs	
Optional Parameters of CR/CC TPDUs	
	TSAP-ID (Transport-Selector designation)
	Additional option selection parameter
	Priority
	Acknowledgment time Negotiation
	Inactivity timer Negotiation
Optional Parameters of AK TPDU	
	Flow control confirmation
	Subsequence number

(5) Network Layer

The connection between AMHS and ATN Router is a local matter. However, CLNP (Connectionless Network Protocol) should be used as the network protocol below the Transport Layer.

CLNP should comply with ISO/IEC 8473 and 5.6 “INTERNETWORK SERVICE AND PROTOCOL SPECIFICATION” of ICAO Doc 9705/AN-956. The following functions should be supported as specified mandatory by ICAO Doc 9705/AN-956.

Security Parameter
Partial Route Recording
Priority
QoS Maintenance Information
Congestion Notification

CLNP uses an SNDCF (Subnetwork Dependent Convergence Function) over the subnetwork. (Typically an ISO/IEC 8802 LAN is used for subnetwork between the AMHS and ATN router.) The SNDCF should comply with 5.7 "SPECIFICATION OF SUBNETWORK DEPENDENT CONVERGENCE FUNCTIONS" of ICAO Doc 9705/AN-956, and the appropriate standard corresponding to the subnetwork below:

- ISO/IEC 8802 Local Area Network : the SNDCF should comply with ISO/IEC 8473-2.
- ISO/IEC 8208: the SNDCF should comply with ISO/IEC 8473-3

Only ES-IS in compliance with ISO/IEC9543 is used for addressing.

(6) Data Link Layer

The connection between AMHS and ATN Router is a local matter.

(7) Physical Layer

The connection between AMHS and ATN Router is a local matter.

2. AMHS Specification

2.1 Guidance for Optional Parameters

2.1.1 In the ICAO ATN SARPs (Doc 9705) as well as the International Standards, there are two kinds of parameters specified as “Mandatory” and “Optional”.

“Mandatory” parameters are the requirements that all the AMHS must handle the parameters.

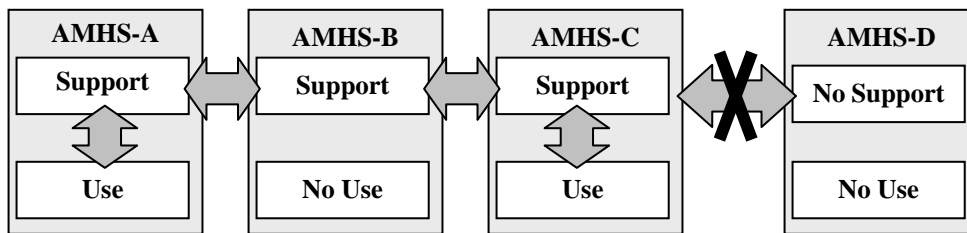
“Optional” parameters are specified as local matters and the handling must be decided locally; within State or Region.

2.1.2 In addition, each handling of parameter is specified by two profiles: “AMHS Support” and “AMHS Use”.

“AMHS Support” means that the AMHS can receive or transfer the parameter.

“AMHS Use” means that AMHS uses the functionality specified by the parameter.

Conversely, “No Support” means that the AMHS cannot receive nor transfer the parameter, and “No Use” means that AMHS does not use the functionality.



AMHS-B does not use the optional parameter, however it can transfer the parameter.

AMHS-D does not support the optional parameter, therefore it cannot receive the parameter.

There is no combination of “No Support” with “Use”.

When AMHS-B receives the parameter, no action will be performed.

When AMHS-D receives the parameter, there may be some error, which will depend on the system.

2.1.3 In order to keep the interoperability within the State and/or Region, it is necessary to unify the handling of the optional parameters by specifying the “AMHS Support” and “AMHS Use” uniformly.

2.1.4 As for the Inter-Regional AMHS connection, it is also preferable to unify the specification between the regions. However, in case there will be difference, handling of such difference will be done at either of the following AMHSs:

- 1) AMHS in the region who wants to communicate directly with the AMHS in the other region.
(This is the case when direct routing by BISs will be applied, where direct AMHS connection can be made.)
- 2) AMHS in the State who has Inter-Regional Trunk Connection by Backbone BIS.
(This is the case when AMHS routing will be applied, where all the connection of the AMHS in the region with the other region will be made, all the time, via the AMHS in the said State.)

NOTE : The detail of the handling for the difference deeply depends on which parameter will be concerned and how. Therefore, it is recommended to discuss the issue in the region when it becomes revealed. It is also recommended to watch the status in the other regions.

2.2 AMHS Specifications

2.2.1 Set up condition of each parameter for both AFTN/AMHS Gateway and ATS Message Server is specified in the appendix in the form of PICS. (Appendix: PICS of AMHS)

2.2.2 When only ATS Message Server without AFTN/AMHS Gateway is implemented, some part (the column "AMHS Action") in the PICS can be ignored.

2.3 Upper Layer Specifications

2.3.1 Protocol Specification

The meaning of the each column in the tables is as follows:

(1) PICS Proforma Reference

The first letter of the column identifies the specific PICS proforma.

- A : ACSE – ISO/IEC 8650-2
- P : Presentation – ISO/IEC 8823-2
- S : Session – ISO/IEC 8327-2

The characters from the second character to the solidus (/) form a reference to the specific sub clause in annex A of that PICS proforma which contains the table in question.

The number after the solidus references the row number in the table.

(2) Name of Item

(3) Normative reference

It is the referenced clause number in the ISO/IEC ISP 11188-1(1995).

(4) Status

Support Level is specified below:

- m : mandatory support
- o : optional support
- o.n : optional with at least one of the marked items with the same number “n” being selected
- c : conditional support
- i : out of scope
- : not applicable

Where the status entry contains two classifications separated by a comma, these reference the sending and receiving capabilities respectively.

(5) Profile

The profile column reflects the requirement of this part of ISO/IEC ISP 11188. Each entry in this column is chosen from the following list:

- m : mandatory support
- C : conditional support
- i : out of scope

Where the profile entry contains two classifications separated by a comma, these reference the sending and receiving capabilities respectively.

The value of “Cxx” is “m” or “i” according to the specified condition described below the each table.

NOTE: The definition of the value of “Cxx” is made by the following procedures:

- a) Confirm the item of reference number.
- b) If AMHS supports referenced item, the item is "m" (mandatory).
- c) If AMHS does not support referenced item, the item is "i" (out of scope).

<Example> The following is an example in the case of "support operation of Session version 2" for ACSE in the next clause 2.3.1.1.

- 1) Condition
 - C11: if A.A.7/1 (1st row in the table of A.7 of ISO/IEC 8650-2) then m else I
- 2) Procedures
 - a) The 1st row in the table of A.7 of ISO/IEC 8650-2 is the "Normal mode".
 - b) If AMHS supports "Normal mode", "support operation of Session version 2" is "m" (mandatory).
 - c) If AMHS does not support "Normal mode", "support operation of Session version 2" is "i" (out of scope).

(6) AMHS Use

The column "AMHS use" states whether each item is "used (yes)" or "not used (no)".

2.3.1.1 ACSE

2.3.1.1.1 ACSE should comply with ISO 8650 and support the level specified in ISO/IEC ISP 11188-1(1995).

PICS Proforma Reference	Name of Item	Normative reference	Status	Profile	AMHS Use
A.A.7/4 (4th row in the table of A.7 of ISO/IEC 8650-2)	support operation of Session version 2	9.2.1	o	C11	Yes

C11 : if A.A.7/1 (1st row in the table of A.7 of ISO/IEC 8650-2) then m else i

NOTE: The relation between the Initiator/responder roles of ACSE, presentation and session in specified in 2.2.2 and 2.2.3.

2.3.1.2 Presentation PRL

2.3.1.2.1 Presentation PRL should comply with ISO 8823 and should support the level specified in ISO/IEC ISP 11188-1(1995) and AMHS Requirements.

Table 1 ISO/IEC ISP 11188-1

PICS Proforma Reference	Name of Item	Normative reference	Status	Profile	AMHS Use
P.A.6.1/1 (1st row in the table of A.6.1 of ISO/IEC 8823-2)	X.410(1984)	2.2.2	o.01	C21	No
P.A.6.1/2 (2nd row in the table of A.6.1 of ISO/IEC 8823-2)	Normal	2.2.2	o.01	C22	Yes
P.A.7.1.1.1/1 (1st row in the table of A.7.1.1.1 of ISO/IEC 8823-2)	Initiator(Presentation connection)		o.03	C23	Yes
P.A.7.1.1.1/2 (2nd row in the table of A.7.1.1.1 of ISO/IEC 8823-2)	Responder(Presentation connection)		o.03	C24	Yes
P.A.7.1.1.3/1 (1st row in the table of A.7.1.1.3 of ISO/IEC 8823-2)	Requestor(orderly release)		o.05	C25	Yes
P.A.7.1.1.3/2 (2nd row in the table of A.7.1.1.3 of ISO/IEC 8823-2)	Acceptor (orderly release)		o.05	C26	Yes

- C21 : if A.A.7/2 (2nd row in the table of A.7 of ISO/IEC 8650-2) then m else i
- C22 : if A.A.7/1 (1st row in the table of A.7 of ISO/IEC 8650-2) then m else i
- C23 : if A.A.6.1/1 (1st row in the table of A.6.1 of ISO/IEC 8650-2) then m else i
- C24 : if A.A.6.1/2 (2nd row in the table of A.6.1 of ISO/IEC 8650-2) then m else i
- C25 : if A.A.6.2/1 (1st row in the table of A.6.2 of ISO/IEC 8650-2) then m else i
- C26 : if A.A.6.2/2 (2nd row in the table of A.6.2 of ISO/IEC 8650-2) then m else i

Table 2 AMHS Requirements

Name of Item	ISO/IEC 8823-1 Reference	ISO Support	AMHS Use
user-data of CP PDU	8.2	Either Simply-Encoded-Data or Fully-Encoded-Data	Fully-Encoded-Data
user-data of CPA PDU	8.2	Either Simply-Encoded-Data or Fully-Encoded-Data	Fully-Encoded-Data
user-data of CPR PDU	8.2	Either Simply-Encoded-Data or Fully-Encoded-Data	Fully-Encoded-Data
presentation-data-values of PDV-list	8.4.2	Either single-ASN1-type, octet-aligned, or arbitrary	single-ASN1-type

2.3.1.3 Session PRL

2.3.1.3.1 Session PRL should comply with ISO 8327 and support the level specified in ISO/IEC ISP 11188-1 (1995).

PICS Proforma Reference	Name of Item	Normative reference	Status	Profile	AMHS Use
S.A.6.2/2 (2nd row in the table of A.6.2 of ISO/IEC 8327-2)	Reuse of transport connection		o	i	Yes
S.A.6.2/4 (4th row in the table of A.6.2 of ISO/IEC 8327-2)	Extended Concatenation (sending)		o	i	Yes
S.A.6.2/5 (5th row in the table of A.6.2 of ISO/IEC 8327-2)	Extended Concatenation (receiving)		o	i	Yes
S.A.7.1.1.1/1 (1st row in the table of A.7.1.1.1 of ISO/IEC 8327-2)	initiator (session connection)		o.3	C41	Yes
S.A.7.1.1.1/2 (2nd row in the table of A.7.1.1.1 of ISO/IEC 8327-2)	Responder (session connection)		o.3	C42	Yes
S.A.7.1.1.2/1 (1st row in the table of A.7.1.1.2 of ISO/IEC 8327-2)	Requestor (orderly release)		o.4	C43	Yes
S.A.7.1.1.2/2 (2nd row in the table of A.7.1.1.2 of ISO/IEC 8327-2)	Acceptor (orderly release)		o.4	C44	Yes
S.A.7.1.1.3/1 (1st row in the table of A.7.1.1.3 of ISO/IEC 8327-2)	Requestor (normal data transfer)		o.5	C45	Yes
S.A.7.1.1.3/2 (2nd row in the table of A.7.1.1.3 of ISO/IEC 8327-2)	Acceptor (normal data transfer)		o.5	C46	Yes
S.A.7.1.2/2 (2nd row in the table of A.7.1.2 of ISO/IEC 8327-2)	Overflow Accept (OA)	9.2.2	c5,c6	i,i	No, No
S.A.7.1.2/3 (3rd row in the table of A.7.1.2 of ISO/IEC 8327-2)	Connection Data Overflow (CDO)	9.2.2	c5,c6	i,i	No, No

INTERFACE CONTROL DOCUMENT FOR AMHS

PICS Proforma Reference	Name of Item	Normative reference	Status	Profile	AMHS Use
S.A.7.5.1/1 (1st row in the table of A.7.5.1 of ISO/IEC 8327-2)	Requestor (expedited data)		o.6	C47	No
S.A.7.5.1/2 (2nd row in the table of A.7.5.1 of ISO/IEC 8327-2)	Acceptor (expedited data)		o.6	C48	No
S.A.7.6.1/1 (1st row in the table of A.7.6.1 of ISO/IEC 8327-2)	Requestor (typed data)		o.7	C49	No
S.A.7.6.1/2 (2nd row in the table of A.7.6.1 of ISO/IEC 8327-2)	Acceptor(typed data)		o.7	C50	No
S.A.7.7.1/1 (1st row in the table of A.7.7.1 of ISO/IEC 8327-2)	Requestor (capability data)		o.8	C51	No
S.A.7.7.1/2 (2nd row in the table of A.7.7.1 of ISO/IEC 8327-2)	Acceptor (capability data)		o.8	C52	No
S.A.7.8.1/1 (1st row in the table of A.7.8.1 of ISO/IEC 8327-2)	Requestor (minor synchronize)		o.9	C53	Yes
S.A.7.8.1/2 (2nd row in the table of A.7.8.1 of ISO/IEC 8327-2)	Acceptor (minor synchronize)		o.9	C54	Yes
S.A.7.11.1/1 (1st row in the table of A.7.11.1 of ISO/IEC 8327-2)	Requestor (major synchronize)		o.10	C55	No
S.A.7.11.1/2 (2nd row in the table of A.7.11.1 of ISO/IEC 8327-2)	Acceptor (major synchronize)		o.10	C56	No
S.A.7.14.1.1/1 (1st row in the table of A.7.14.1.1 of ISO/IEC 8327-2)	Requestor (activity start)		o.12	C57	Yes
S.A.7.14.1.1/2 (2nd row in the table of A.7.14.1.1 of ISO/IEC 8327-2)	Acceptor (activity start)		o.12	C58	Yes
S.A.7.14.1.2/1	Requestor (activity resume)		o.13	C59	Yes

INTERFACE CONTROL DOCUMENT FOR AMHS

PICS Proforma Reference	Name of Item	Normative reference	Status	Profile	AMHS Use
(1st row in the table of A.7.14.1.2 of ISO/IEC 8327-2)					
S.A.7.14.1.2/2 (2nd row in the table of A.7.14.1.2 of ISO/IEC 8327-2)	Acceptor (activity resume)		o.13	C60	Yes
S.A.7.14.1.3/1 (1st row in the table of A.7.14.1.3 of ISO/IEC 8327-2)	Requestor (activity interrupt)		o.14	C61	Yes
S.A.7.14.1.3/2 (2nd row in the table of A.7.14.1.3 of ISO/IEC 8327-2)	Acceptor (activity interrupt)		o.14	C62	Yes
S.A.7.14.1.4/1 (1st row in the table of A.7.14.1.4 of ISO/IEC 8327-2)	Requestor (activity discard)		o.15	C63	Yes
S.A.7.14.1.4/2 (2nd row in the table of A.7.14.1.4 of ISO/IEC 8327-2)	Acceptor (activity discard)		o.15	C64	Yes
S.A.7.14.1.5/1 (1st row in the table of A.7.14.1.5 of ISO/IEC 8327-2)	Requestor (activity end)		o.16	C65	Yes
S.A.7.14.1.5/2 (2nd row in the table of A.7.14.1.5 of ISO/IEC 8327-2)	Acceptor (activity end)		o.16	C66	Yes
S.A.7.14.1.6/1 (1st row in the table of A.7.14.1.6 of ISO/IEC 8327-2)	Requestor (give tokens confirm)		o	C67	Yes
S.A.7.14.1.6/2 (2nd row in the table of A.7.14.1.6 of ISO/IEC 8327-2)	Acceptor (give tokens confirm)		o	C68	Yes
S.A.8.1.3/4 (4th row in the table of A.8.1.3 of ISO/IEC 8327-2)	Data Overflow Item (CN)	9.2.2	c6,c5	i, i	No, No

1) Status

- c5 : Condition is to support “Responder (session connection)”.
- c6 : Condition is to support “Requestor (orderly release)”.

2) Profile

- C41 : if A.A.6.1/1 (1st row in the table of A.6.1 of ISO/IEC 8650-2) then m else i
- C42 : if A.A.6.1/2 (2nd row in the table of A.6.1 of ISO/IEC 8650-2) then m else i
- C43 : if A.A.6.2/1 (1st row in the table of A.6.2 of ISO/IEC 8650-2) then m else i
- C44 : if A.A.6.2/2 (2nd row in the table of A.6.2 of ISO/IEC 8650-2) then m else i
- C45 : if P.A.7.1.1.2/1 (1st row in the table of A.7.1.1.2 of ISO/IEC 8823-2) then m else i
- C46 : if P.A.7.1.1.2/2 (2nd row in the table of A.7.1.1.2 of ISO/IEC 8823-2) then m else i
- C47 : if P.A.7.4.4/1 (1st row in the table of A.7.4.4 of ISO/IEC 8823-2) then m else i
- C48 : if P.A.7.4.4/2 (2nd row in the table of A.7.4.4 of ISO/IEC 8823-2) then m else i
- C49 : if P.A.7.4.5/1 (1st row in the table of A.7.4.5 of ISO/IEC 8823-2) then m else i
- C50 : if P.A.7.4.5/2 (2nd row in the table of A.7.4.5 of ISO/IEC 8823-2) then m else i
- C51 : if P.A.7.4.6/1 (1st row in the table of A.7.4.6 of ISO/IEC 8823-2) then m else i
- C52 : if P.A.7.4.6/2 (2nd row in the table of A.7.4.6 of ISO/IEC 8823-2) then m else i
- C53 : if P.A.7.4.7/1 (1st row in the table of A.7.4.7 of ISO/IEC 8823-2) then m else i
- C54 : if P.A.7.4.7/2 (2nd row in the table of A.7.4.7 of ISO/IEC 8823-2) then m else i
- C55 : if P.A.7.4.10/1 (1st row in the table of A.7.4.10 of ISO/IEC 8823-2) then m else i
- C56 : if P.A.7.4.10/2 (2nd row in the table of A.7.4.10 of ISO/IEC 8823-2) then m else i
- C57 : if P.A.7.4.13.1/1 (1st row in the table of A.7.4.13.1 of ISO/IEC 8823-2) then m else i
- C58 : if P.A.7.4.13.1/2 (2nd row in the table of A.7.4.13.1 of ISO/IEC 8823-2) then m else i
- C59 : if P.A.7.4.13.2/1 (1st row in the table of A.7.4.13.2 of ISO/IEC 8823-2) then m else i
- C60 : if P.A.7.4.13.2/2 (2nd row in the table of A.7.4.13.2 of ISO/IEC 8823-2) then m else i
- C61 : if P.A.7.4.13.3/1 (1st row in the table of A.7.4.13.3 of ISO/IEC 8823-2) then m else i
- C62 : if P.A.7.4.13.3.2 (2nd row in the table of A.7.4.13.3 of ISO/IEC 8823-2) then m else i
- C63 : if P.A.7.4.13.4/1 (1st row in the table of A.7.4.13.4 of ISO/IEC 8823-2) then m else i
- C64 : if P.A.7.4.13.4/2 (2nd row in the table of A.7.4.13.4 of ISO/IEC 8823-2) then m else i
- C65 : if P.A.7.4.13.5/1 (1st row in the table of A.7.4.13.5 of ISO/IEC 8823-2) then m else i
- C66 : if P.A.7.4.13.5/2 (2nd row in the table of A.7.4.13.5 of ISO/IEC 8823-2) then m else i
- C67 : if P.A.7.4.13.6/1 (1st row in the table of A.7.4.13.6 of ISO/IEC 8823-2) then m else i
- C68 : if P.A.7.4.13.6/2 (2nd row in the table of A.7.4.13.6 of ISO/IEC 8823-2) then m else i

2.4 Lower Layer Specifications

2.4.1 Protocol Implementation Conformance Statements of COTP

2.4.1.1 In protocol layer 4, ICS SARPs recommend COTP. The functions of COTP are specified below.

- (1) "ATN Support" indicates that the item is Mandatory ("M"), Option ("O") or Mandatory implemented and Optionally used ("MO").
- (2) "AMHS Support" indicates whether the item is Supported ("yes") or NOT Supported ("no").
- (3) "AMHS Use" indicates whether the item is Used ("yes") or NOT Used ("no") in transfer.

Table 1 Support Class

Class	ATN Support	AMHS Support	AMHS Use
Class 0	O	no	no
Class 1	O	no	no
Class 2	O	no	no
Class 3	O	no	no
Class 4 operation over CONS	O	no	no
Class 4 operation over CLNS	M	yes	yes

Table 2 ATN Requirements

Feature	ATN Support	AMHS Support	AMHS Use
Congestion Avoidance	M	yes	yes
Transport to Network Priority	M	yes	yes
ATN Security Label	M	yes	yes
Configurable Transport Timers	M	yes	yes
Enhanced encoding of Acknowledgment Time Parameter	M	yes	yes

NOTE: Implementation of the transport protocol shall support configurable values for all timers and protocol parameters, rather than having fixed values, in order to allow modification as operational experience is gained. The actual values of transport timers are to be determined through bilateral agreement on the AMHS systems connected each other. (See the Clause 2.4.2).

Table 3 Initiator/Responder Capability

Class	ATN Support	AMHS Support	AMHS Use
Initiating CR TPDU	M	yes	yes
Responding to CR TPDU	M	yes	yes

Table 4 Mandatory Functions

Function	ATN Support	AMHS Support	AMHS Use
TPDU transfer	M	yes	yes
Segmenting	M	yes	yes
Reassembling	M	yes	yes
Separation	M	yes	yes
Connection establishment	M	yes	yes
Connection refusal	M	yes	yes
Data TPDU numbering (normal)	M	yes	yes
Retention and acknowledgement of TPDU's (AK)	M	yes	yes
Explicit flow control	M	yes	yes
Checksum	M	yes	yes
Frozen references	M	yes	yes
Retransmission on time-out	M	yes	yes
Resequencing	M	yes	yes
Inactivity control	M	yes	yes

Table 5 Optional Functions

Feature	ATN Support	AMHS Support	AMHS Use
Data TPDU numbering (extended)	O	yes	yes
Non-use of checksum	M	yes	yes
Concatenation	O	no	no
Retention and acknowledgement of TPDU's Use of selective acknowledgement	O	no	no
Retention and acknowledgement of TPDU's Use of request acknowledgement	O	no	no

Table 6 Supported TPDU

TPDUs		ATN Support	AMHS Support	AMHS Use
CR	supported on transmission	M	yes	yes
CR	supported on receipt	M	yes	yes
CC	supported on transmission	M	yes	yes
CC	supported on receipt	M	yes	yes
DR	supported on transmission	M	yes	yes
DR	supported on receipt	M	yes	yes
DC	supported on transmission	M	yes	yes
DC	supported on receipt	M	yes	yes
DT	supported on transmission	M	yes	yes
DT	supported on receipt	M	yes	yes
ED	supported on transmission	MO	no	no
ED	supported on receipt	MO	no	no
AK	supported on transmission	M	yes	yes
AK	supported on receipt	M	yes	yes
EA	supported on transmission	MO	no	no
EA	supported on receipt	MO	no	no
ER	supported on receipt	M	yes	yes

Table 7 Parameter Values for CR TPDU

Feature	ATN Support	AMHS Support	AMHS Use
Bits 8 and 7 in the additional options selection parameter of a CR TPDU set to zero	M	yes	yes

Table 8 Optional Parameter for a CR TPDU

Supported parameters	ATN Support	AMHS Support	AMHS Use
Called Transport-Selector	M	yes	yes
Calling Transport-Selector	M	yes	yes
TPDU size	O	no	no
Version Number	O	no	no
Protection parameters	O	no	no
Additional option selection	M	yes	yes
Throughput	O	no	no
Residual error rate	O	no	no
Priority	M	yes	yes
Transit delay	O	no	no
Acknowledgement time	M	yes	yes
Preferred maximum TPDU size	O	no	no
Inactivity timer	M	yes	yes

Table 9 Optional Parameter for a CC TPDU

Supported parameters	ATN Support	AMHS Support	AMHS Use
Called Transport-Selector	M	yes	yes
Calling Transport-Selector	M	yes	yes
TPDU size	O	no	no
Protection parameters	O	no	no
Additional option selection	M	yes	yes
Throughput	O	no	no
Residual error rate	O	no	no
Priority	M	yes	yes
Transit delay	O	no	no
Acknowledgement time	M	yes	yes
Preferred maximum TPDU size	O	no	no
Inactivity timer	M	yes	yes

Table 10 Optional Parameter for a DR TPDU

Supported parameter	ATN Support	AMHS Support	AMHS Use
Additional information	O	no	no

Table 11 Optional Parameter for a DT TPDU

Supported parameter	ATN Support	AMHS Support	AMHS Use
Request of acknowledgement	M	yes	no

Table 12 Optional Parameter for an AK TPDU

Supported parameter	ATN Support	AMHS Support	AMHS Use
Flow control confirmation	M	yes	yes

Table 13 Subsequence Number Parameter in the AK TPDU

Supported parameter	ATN Support	AMHS Support	AMHS Use
Subsequence number	M	yes	yes

Table 14 Selective Acknowledgement Parameter in the AK TPDU

Supported parameter	ATN Support	AMHS Support	AMHS Use
Selective acknowledgement parameters	O	no	no

Table 15 Optional Parameter for an ER TPDU

Supported parameter	ATN Support	AMHS Support	AMHS Use
Invalid TPDU	O	no	no

Table 16 User Data in Issued TPDUs

User Data	ATN Support	AMHS Support	AMHS Use
User data of up to 32 octets in a CR with preferred class 4 ?	M	yes	yes
User data of up to 32 octets in a CC ?	M	yes	yes
User data of up to 64 octets in a DR ?	M	yes	yes

Table 17 User Data in Received TPDUs

User Data	ATN Support	AMHS Support	AMHS Use
32 octets of user data in a CC TPDU ?	M	yes	yes
64 octets of user data in a DR TPDU ?	M	yes	yes
32 octets of user data in a CR TPDU ?	M	yes	yes

Table 18 Class Negotiation - Initiator

Feature	ATN Support	AMHS Support	AMHS Use
The preferred class in the CR TPDU may contain any of the classes supported by the implementation	Class 4	Class 4	Class 4

Table 19 The table below specifies valid alternative classes

Preferred class	ATN Support	AMHS Support	AMHS Use
Class 4 over CLNS	None	None	None

Table 20 Class negotiation - responder side

Preferred class	ATN Support	AMHS Support	AMHS Use
What classes can you respond with if CR proposes only class 4?	Class 4	Class 4	Class 4
What classes can you respond with if CR proposes class 4 as preferred class and the alternative class parameter is present?	Class 4	Class 4	Class 4

Table 21 TPDU Size Negotiation

TPDU Size	ATN Support	AMHS Support	AMHS Use
If maximum TPDU size is proposed in a CR TPDU then the initiator shall support all TPDU sizes from 128 octets to the maximum proposed	M	yes	yes
If the preferred maximum TPDU size parameter is used in a CR TPDU then the initiator shall support all TPDU sizes, except 0, that are multiples of 128 octets up to the preferred maximum proposed	M	yes	yes
What is the largest value of the preferred maximum TPDU size parameter in a CR TPDU?	any multiple of 128 octets	any multiple of 128 octets	any multiple of 128 octets
What is the largest value of the preferred maximum TPDU size parameter in a CC TPDU?	any multiple of 128 octets	any multiple of 128 octets	any multiple of 128 octets
What is the largest value of the maximum TPDU size parameter in a CR TPDU with preferred class 4?	One of 128, 256, 512, 1024, 2048	One of 128, 256, 512, 1024, 2048	One of 128, 256, 512, 1024, 2048
What is the largest value of the maximum TPDU size parameter which may be sent in the CC TPDU when class 4 is selected?	128, 256, 512, 1024, 2048	128, 256, 512, 1024, 2048	128, 256, 512, 1024, 2048

Table 22 Use of Extended Format

Extended format	ATN Support	AMHS Support	AMHS Use
What formats can you propose in the CR TPDU in class 4?	normal, extended	extended	extended
What formats can you select in CC when extended has been proposed in CR in class 4?	normal, extended	extended	extended

NOTE: Extended format is needed to be selected for the use of the Data TPDU numbering (extended) (see the Table 5 in this Clause). The Data TPDU numbering (extended) is able to increase the throughput of messages between AMHS systems by increasing the number of the data which can be sent without waiting for the acknowledgement from the other AMHS system.

Table 23 Expedited data Transport service

Expedited data	ATN Support	AMHS Support	AMHS Use
Is the expedited data indication supported in CR and CC TPDU?	MO	yes	yes

Table 24 Non-use of Checksum

Non-use of checksum	ATN Support	AMHS Support	AMHS Use
What proposals can you make in the CR?	non-use, use	use	non-use
What proposals can you make in CC when non-use of checksum has been proposed in CR?	non-use, use	use	non-use

Table 25 Use of selective acknowledgement

Selective Acknowledgement	ATN Support	AMHS Support	AMHS Use
Is use of selective acknowledgement proposed in CR TPDU's ?	O	no	no
Is use of selective acknowledgement selected in a CC when it has been proposed in a CR ?	O	no	no

Table 26 Use of Request Acknowledgement

Request of Acknowledgement	ATN Support	AMHS Support	AMHS Use
Is use of request of acknowledgement proposed in CR TPDU's ?	O	no	no
Is use of request of acknowledgement selected in a CC when it has been proposed in a CR ?	O	no	no

Table 27 Action on Detection of a Protocol Error

Item	ATN Support	AMHS Support	AMHS Use
Class 4 over CLNS	ER, DR, Discard	ER, DR, Discard	ER, DR, Discard

Table 28 Actions on receipt of an invalid or undefined parameter in a CR TPDU

Event	ATN Support	AMHS Support	AMHS Use
A parameter not defined in ISO/IEC 8073 shall be ignored	M	yes	yes
An invalid value in the alternative protocol class parameter shall be treated as a protocol error	M	yes	yes
An invalid value in the class and option parameter shall be treated as a protocol error	M	yes	yes
On receipt of the additional option selection parameter bits 8 to 7, and bits 6 to 1 if not meaningful for the proposed class, shall be ignored	M	yes	yes
On receipt of the class option parameter bits 4 to 1 if not meaningful for the proposed class shall be ignored	M	yes	yes
What action is supported on receipt of a parameter defined in ISO 8073 (other than those covered above) and having an invalid value ?	Ignore, Protocol Error	Ignore, Protocol Error	Ignore, Protocol Error

Table 29 Actions on receipt of an invalid or undefined parameter in a TPDU other than a CR

Event	ATN Support	AMHS Support	AMHS Use
A parameter not defined in ISO/IEC 8073 shall be treated as a protocol error	M	yes	yes
A parameter which has an invalid value as defined in ISO/IEC 8073 shall be treated as a protocol error	M	yes	yes
A TPDU received with a checksum which does not satisfy the defined formula shall be discarded	M	yes	yes

Table 30 Class 4 Timers and Protocol Parameters

Parameters	ATN Support	AMHS Support	AMHS Use
T ₁ (Local Retransmission)	M	yes	yes
N (Maximum Transmission)	M	yes	yes
I _L (Local Inactivity Time)	M	yes	yes
W (Window Update)	M	yes	yes
L (Frozen Reference Time)	M	yes	yes
R (Persistence)	O	no	no
M _{LR} (NSDU Lifetime)	O	no	no
M _{RL} (NSDU Lifetime)	O	no	no
E _{LR} (Maximum Transit Delay)	O	no	no
E _{RL} (Maximum Transit Delay)	O	no	no
A _L (Acknowledgement Time)	M	yes	yes
A _R (Acknowledgement Time)	M	yes	yes
I _R (Remote Inactivity Time)	M	yes	yes
Does IUT support optional timer TS2 when operating in class 4?	O	no	no

2.4.2 Parameter values

2.4.2.1 The range of values set in the protocol layer 3 and 4 of AMHS are specified below. The actual values are to be determined through bilateral agreement on the AMHS systems connected each other.

2.4.2.2 The following table shows only the parameters, which may influence interoperability. Other parameters are also to be determined through the bilateral agreement.

Parameters set or set to the frame are shown in the following table.

Name	Lower	Upper
Local Retransmission Time(T1){COTP}[SEC]	12	300
Window Time(W){COTP}[SEC]	160	6000
Maximum Number of Transmissions(N){COTP}	1	10
Maximum size of TPDU{COTP}[OCTETS]	1024	1024
Lifetime{CLNS}[IN UNITS OF 500MSEC]	10	30
Reassembly Time{CLNS}[IN UNITS OF 500MSEC]	10	30

(intentionally blank)

Appendix: PICS of AMHS

This appendix specifies the PICS of AMHS for both AFTN/AMHS Gateway and ATS Message Server. When only ATS Message Server without AFTN/AMHS Gateway is implemented, the column “AMHS Action” in the tables can be ignored.

Followings are the contents included in this appendix.

CONTENTS

INTRODUCTION

1. Message Transfer Envelope for IPM

Table 1.1 Message Transfer Envelope (IPM)

Table 1.2 Common Data Types

Table 1.3 Extension Data Types

2. IPM

Table 2.1 IPM

Table 2.2 IPM Support of the Basic ATS Message Service

3. Message Transfer Envelope for IPN

Table 3.1 Message Transfer Envelope (IPN)

Table 3.2 Common Data Types

Table 3.3 Extension Data Types

4. IPN

Table 4.1 IPN

Table 4.2 OR Descriptor

5. Report Transfer Envelope

Table 5.1 Report Transfer Envelope

Table 5.2 Common Data Types

6. Probe Transfer Envelope

Table 6.1 Probe Transfer Envelope

Table 6.2 Common Data Types

INTRODUCTION

Description of each column in the table header is as follows;

"support" indicates the specification in the ISP and in the SARPs (ICAO ATN SARPs) respectively. The contents in the table are extracted from the ISP and the SARPs.

"AMHS-Action" indicates the specified action at Origination and at Reception in the SARPs. Please refer to the "Action" column in the SARPs. The contents in the table are extracted from the SARPs.

"AMHS-support" indicates the status of AMHS to be implemented.

"Detailed Action" indicates the detailed action specified in the SARPs, when it is described in the SARPs. The contents in the table are extracted from the SARPs.

"Origination" and "Reception" are also the terms described in the SARPs. They are abbreviated as "O" and "R" respectively in the column of "AMHS-Action" and "AMHS-support" in the table headings.

Definition of each support level and actions is specified in the table below :

support level and actions	Origination	Reception
M	The value is always set.	It is mandatory to set the value.
O	The value is set on conditions.	When the value is set, service is provided.
M-	-	Only the minimal support of this element. 1) allowed to set the value but no service provided 2) value is transparent when relayed
X	The value is not set.	When the value exists, it is considered to be an error.
T	Translated.	Translated.
G	Generated.	-
G1	Optionally generated.	-
G2	Conditionally generated.	-
D	-	Discarded.

PICS (Protocol Implementation Conformance Statement) of AMHS
Appendix to INTERFACE CONTROL DOCUMENT FOR AMHS

1. Message Transfer Envelope for IPM

Table 1.1 Message Transfer Envelope
(Based on : ATSMHS SARPs Table 3.1.2-6 for O, Table 3.1.2-12 for R)

NO.	element	support		AMHS-Action		AMHS-support		size	Detailed Action		Note
		ISP	SARPs	O	R	O	R		Origination	Reception	
1	MessageTransferEnvelope	M	M	T	T	M	M	-			
1.1	per message fields										
1.1.1	message-identifier	M	M	G	D	M	M	-			See Table 2/1
1.1.2	originator-name	M	M	T	T	M	M	-			
1.1.3	original-encoded-information-types	O	M	G	D	M	M	-			
1.1.4	content-type	M	M	G	D	M	M	-	BuiltInContentType is set the abstract value "interpersonal-messaging-1984(2) or 1988(22)"	If the value of BuiltInContentType is neither interpersonal-messaging-1984(2) nor interpersonal-messaging-1988(22), then generate NDR[NDRC=1,NDDC=15].	
1.1.5	content-identifier	O	M-	G	D	M	M-	<=1 6			"G"
1.1.6	Priority	M	M	T	D	M	M	-			
1.1.7	per-message-indicators	M	M	G	D	M	M	-			See Table 1.2/4
1.1.8	deferred-delivery-time	O	M-	G	D	M	M-	-			
1.1.9	per-domain-bilateral-information	O	M-	X	D	X	M-	-			
1.1.10	trace-information	M	M	G	D	M	M	-			
1.1.11	Extensions	M	M	G	D	M	O	-			In X.400, if the value doesn't exist, it is considered to be not selected.

PICS (Protocol Implementation Conformance Statement) of AMHS

Appendix to INTERFACE CONTROL DOCUMENT FOR AMHS

NO.	element	support		AMHS-Action		AMHS-support		size	Detailed Action		Note
		ISP	SARPs	O	R	O	R		Origination	Reception	
	Type	M	M	G	D	M	M	-			Only supports "standard-extension".
	Criticality	M	M	G	D	M	M	-			In X.400, if the value doesn't exist, it is considered to be not selected.
	Value	M	M	M	D	M	M	-	Set the value of "internal-trace-information"		
1.1.11.1	recipient-reassignment-prohibited	O	M-	X	D	X	M-	-			
1.1.11.2	dl-extension-prohibited	O	M-	X	D	X	M-	-			
1.1.11.3	conversion-with-loss-prohibited	O	M-	X	D	X	M-	-			
1.1.11.4	latest-delivery-time	O	M-	X	D	X	O	-		If this exists, and the current time exceeds the value, then generate NDR[NDRC=1,NDDC=5].	
1.1.11.5	originator-return-address	O	M-	X	D	X	M-	-			
1.1.11.6	originator-certificate	O	M-	X	X	X	M-/X	-		If the value is "CRITICAL FOR DELIVERY" then generate NDR[NDRC=1,NDDC=18].	
1.1.11.7	content-confidentiality-algorithm-identifier	O	M-	X	X	X	M-/X	-		If the value is "CRITICAL FOR DELIVERY" then generate NDR[NDRC=1,NDDC=18].	

PICS (Protocol Implementation Conformance Statement) of AMHS
Appendix to INTERFACE CONTROL DOCUMENT FOR AMHS

NO.	element	support		AMHS-Action		AMHS-support		size	Detailed Action		Note
		ISP	SARPs	O	R	O	R		Origination	Reception	
1.1.11.8	message-origin-authentication-check	O	M-	X	X	X	M-/X	-		If the value is "CRITICAL FOR DELIVERY" then generate NDR[NDRC=1,NDDC=18].	
1.1.11.9	Message-security-label	O	M-	X	X	X	M-/X	-		If the value is "CRITICAL FOR DELIVERY" then generate NDR[NDRC=1,NDDC=18].	
1.1.11.1 0	content-correlator	O	M-	X	D	X	M-	<= 512			
1.1.11.1 1	dl-expansion-history	O	M-	X	D	X	O	-			
1.1.11.1 2	internal-trace-information	O	M-	G	D	M	M-	-			See Table 3/5
1.2	per-recipient-fields	M	M	T	T	M	M	-		Support maximum of 21 parameters. (This number may be changed when negotiated.)	
1.2.1	recipient-name	M	M	T	T	M	M	-	Set the values of the recipient's MF (XF or CAAS) address.		
1.2.2	originally-specified-recipient-number	M	M	G	D	M	M	-	Set the value which comply with 12.2.1.1.1.5 of ISO/IEC 10021-4. (set continuous number from 1 to the first recipient)		

PICS (Protocol Implementation Conformance Statement) of AMHS
Appendix to INTERFACE CONTROL DOCUMENT FOR AMHS

NO.	element	support		AMHS-Action		AMHS-support		size	Detailed Action		Note
		ISP	SARPs	O	R	O	R		Origination	Reception	
1.2.3	per-recipient-indicators	M	M	G	D	M	M	-	Set following value : responsibility=responsible(1) originating-MTA-reportrequest=non-delivery-report(01) originator-report-request=non-delivery-report(01)	For the parameter "per-recipients-fields", only "responsibility=responsible (1)" is relayed or delivered. Reportrequest=delivery-request(10) is ignored.	BITSTRING
1.2.4	explicit-conversion	O	M-	X	D	X	M-	-			
1.2.5	Extensions	M	M-	X	D	X	M	-			In X.400, if the value doesn't exist, it is considered to be not selected.
	Type	M	M	-	D	X	M	-			Only supports "standard-extension".
	Criticality	M	M	-	D	X	M	-		If the value does not exist, all bits are considered to be OFF.	BITSTRING for-submission(0) for-deliver(1) for-transfer(2)
	Value	M	M	-	D	X	M	-			
1.2.5.1	originator-requested-alternate-recipient	O	M-	-	D	X	M-	-			
1.2.5.2	requested-delivery-method	O	M-	-	D	X	M-	-			
1.2.5.3	physical-forwarding-prohibited	O	M-	-	X	X	M-/X	-		If the criticality is "CRITICAL FOR DELIVERY", then generate NDR[NDRC=3,NDDC=18].	

PICS (Protocol Implementation Conformance Statement) of AMHS
Appendix to INTERFACE CONTROL DOCUMENT FOR AMHS

NO.	element	support		AMHS-Action		AMHS-support		size	Detailed Action		Note
		ISP	SARPs	O	R	O	R		Origination	Reception	
1.2.5.4	physical-forwarding-address-request	O	M-	-	X	X	M-/X	-		If the criticality is "CRITICAL FOR DELIVERY", then generate NDR[NDRC=3,NDDC=18].	
1.2.5.5	physical-delivery-modes	O	M-	-	X	X	M-/X	-		If the criticality is "CRITICAL FOR DELIVERY", then generate NDR[NDRC=3,NDDC=18].	
1.2.5.6	registered-mail-type	O	M-	-	X	X	M-/X	-		If the criticality is "CRITICAL FOR DELIVERY", then generate NDR[NDRC=3,NDDC=18].	
1.2.5.7	recipient-number-for-advice	O	M-	-	X	X	M-/X	-		If the criticality is "CRITICAL FOR DELIVERY", then generate NDR[NDRC=3,NDDC=18].	
1.2.5.8	physical-redirection-attributes	O	M-	-	X	X	M-/X	-		If the criticality is "CRITICAL FOR DELIVERY", then generate NDR[NDRC=3,NDDC=18].	

PICS (Protocol Implementation Conformance Statement) of AMHS
Appendix to INTERFACE CONTROL DOCUMENT FOR AMHS

NO.	element	support		AMHS-Action		AMHS-support		size	Detailed Action		Note
		ISP	SARPs	O	R	O	R		Origination	Reception	
1.2.5.9	physical-delivery-report-request	O	M-	-	X	X	M-/X	-		If the criticality is "CRITICAL FOR DELIVERY", then generate NDR[NDRC=3,NDDC=18].	
1.2.5.10	message-token	O	M-	-	X	X	M-/X	-		If the criticality is "CRITICAL FOR DELIVERY", then generate NDR[NDRC=3,NDDC=18].	
1.2.5.11	content-integrity-check	O	M-	-	X	X	M-/X	-		If the criticality is "CRITICAL FOR DELIVERY", then generate NDR[NDRC=3,NDDC=18].	
1.2.5.12	proof-of-delivery-request	O	M-	-	X	X	M-/X	-		If the criticality is "CRITICAL FOR DELIVERY", then generate NDR[NDRC=3,NDDC=18].	
1.2.5.13	redirection-history	O	M-	-	D	X	M-	-			
2	Content	M	M	T	T	M	M	-	Set the generated IPM.		

PICS (Protocol Implementation Conformance Statement) of AMHS
Appendix to INTERFACE CONTROL DOCUMENT FOR AMHS

Table 1.2 Common Data Types
(Based on : ATSMHS SARPs Table 3.1.2-6 for O, Table 3.1.2-12 for R)

NO.	element	support		AMHS-Action		AMHS-support		size	Detailed Action		Note
		ISP	SARPs	O	R	O	R		Origination	Reception	
1	MTS-Identifier										
1.1	global-domain-identifier	M	M	G	D	M	M	-			
1.2	local-identifier	M	M	G	D	M	M	<=32	Set the characters which identifies message in ia-5 characters.		
2	GlobalDomainIdentifier										
2.1	country-name	M	M	G	D	M	M	2 or 3	Set the country name of AMHS management domain.		
2.2	administration-domain-name	M	M	G	D	M	M	<=16	Set the AMHS management domain name.		
2.3	private-domain-identifier	O	M-	X	D	X	M-	<=16			The value of this parameter may be used in the future.
3	EncodedInformationTypes										
3.1	built-in-encoded-information-types	M	M	G	D	M	M	-	Set the value of "ia5-text(2)=1"		BITSTRING
3.2	non-basic parameters	O	M-	X	D	X	M-	-			
3.3	extended-encoded-information-types	O	M	X	D	X	O	-			
4.	PerMessageIndicators	M	M	G	D	M	M	-			BITSTRING In X.400, if the value doesn't exist, all bits are considered to be OFF.
4.1	disclosure-of-other-recipients(0)	M	M	G	D	M	M	-	Set the abstract value "disclosure-of-other-recipients-prohibited(0)"		
4.2	implicit-conversion-prohibited(1)	M	M	G	D	M	M	-	Set the abstract value "implicit-conversion-prohibited(1)"		

PICS (Protocol Implementation Conformance Statement) of AMHS
Appendix to INTERFACE CONTROL DOCUMENT FOR AMHS

NO.	element	support		AMHS-Action		AMHS-support		size	Detailed Action		Note
		ISP	SARPs	O	R	O	R		Origination	Reception	
4.3	alternate-recipient-allowed(2)	M	M	G	D	M	M	-	Set the abstract value "alternate-recipient-allowed(1)"		
4.4	content-return-request(3)	M	M	G	D	M	M	-	Set the abstract value "content-return-not-requested(0)"	Ignored and considered "content-return-not-requested(0)". However, if error occurs in the ATN component of AMHS and "content-return-request(1)" is set, it is impossible to restrain this service.	
5	PerDomainBilateralInformation	O	M-	X	D	X	M-	-			
6	TraceInformation										
6.1	TraceInformationElement	M	M	G	D	M	M	-			
6.1.1	global-domain-identifier	M	C1	X	D	X	M	-		If the last trace information of this parameter differs from the input MTA, then generate NDR.	
6.1.2	domain-supplied-information	M	M	G	D	M	M	-			
6.1.2.1	arrival-time	M	C2	G	D	M	M	-	Set the value of the time which AFTN/AMHS Gateway received the message.		
6.1.2.2	routing-action	M	M-	G	D	M	M	-	Set the abstract value of "relayed(0)".		
6.1.2.3	attempted-domain	O	M-	X	D	X	M-	-			
6.1.2.4	additional actions	O	M-	X	D	X	M-	-			
6.1.2.4.1	deferred-time	O	M-	X	D	X	M-	-			

PICS (Protocol Implementation Conformance Statement) of AMHS
Appendix to INTERFACE CONTROL DOCUMENT FOR AMHS

NO.	element	support		AMHS-Action		AMHS-support		size	Detailed Action		Note
		ISP	SARPs	O	R	O	R		Origination	Reception	
6.1.2.4.2	converted-encode-information-types	O	M-	X	D	X	O	-			
6.1.2.4.3	other-actions	O	M-	X	D	X	M-	-			

PICS (Protocol Implementation Conformance Statement) of AMHS
Appendix to INTERFACE CONTROL DOCUMENT FOR AMHS

Table 1.3 Extension Data Types
(Based on : ATSMHS SARPs Table 3.1.2-6 for O, Table 3.1.2-12 for R)

NO.	element	support		AMHS-Action		AMHS-support		size	Detailed Action		Note
		ISP	SARPs	O	R	O	R		Origination	Reception	
5	internal-trace-information	O	M-	G	D	M	M-	-			
5.1	global-domain-identifier	M	M	G	D	M	M	<=16	Set the value which identifies AMHS Management Domain.		
5.2	mta-name	M	M	G	D	M	M	<=32	Set the value of mta-name of AMHS.		
5.3	domain-supplied-information	M	M	G	D	M	M	-			
5.3.1	arrival-time	M	M	G	D	M	M	-	Set the value of the time which AFTN/AMHS Gateway received the message		
5.3.2	routing-action	M	M	G	D	M	M	-	Set the abstract value "relayed(0)"		
5.3.3	attempt-domain	O	C1	X	D	X	M-	-			
5.3.4	additional actions	O	C2	X	D	X	M-	-			
5.3.4.1	deferred-time	O	M-	X	D	X	M-	-			
5.3.4.2	converted-encoded-information-types	O	M-	X	D	X	O	-			
5.3.4.3	other-actions	O	M-	X	D	X	M-	-			

PICS (Protocol Implementation Conformance Statement) of AMHS
Appendix to INTERFACE CONTROL DOCUMENT FOR AMHS

2. IPM

Table 2.1 IPM

(Based on : ATSMHS SARPs Table 3.1.2-5 for O, Table 3.1.2-11 for R)

NO.	element	support		AMHS-Action		AMHS-support		size	Detailed Action		Note
		ISP	SARPs	O	R	O	R		Origination	Reception	
1	Interpersonal message(IPM)	M	M	T	T	M	M	-			
1.1	heading	M	M	T	T	M	M	-			
1.1.1	this-IPM	M	M	T	D	M	M	-			
1.1.1.1	user	O	M	T	D	M	M-	-	Set the same value as the originator.		
1.1.1.2	user-relative-identifier	M	M	G	D	M	M	<=64			Set the value which identifies this IPM in less than 64 octets.
1.1.2	originator	O	M	T	D	M	M-		Set the originator XF or CAAS address converted from AF address of AFTN message.		
1.1.3	authorizing-users	O	O	X	D	X	M-	-			
1.1.4	primary-recipients	O	M	T	D	M	O	-		At least one of the primary-recipients, copy-recipients, or blind-copy-recipients is mandatory.	
1.1.4.1	RecipientSpecifier	M	M	T	D	M	M	-			If the value of this parameter is as same as P1, then maximum number is 21.
1.1.4.2	recipient	M	M	T	D	M	M	-	Set the recipient XF or CAAS address converted from AF address of AFTN message.		

PICS (Protocol Implementation Conformance Statement) of AMHS

Appendix to INTERFACE CONTROL DOCUMENT FOR AMHS

NO.	element	support		AMHS-Action		AMHS-support		size	Detailed Action		Note
		ISP	SARPs	O	R	O	R		Origination	Reception	
1.1.4.3	notification-requests	O	M	T	D	M	M	-	Set the bit of rn and nrn ON if and only if the value of ATS-priority-indicator is SS. (In other cases, both bits are not ON.)	If ATS-priority-indicator is SS, and value of notification of the element "primary-recipient", "copy-recipient", "blind-copy-recipient is different from "rn", and the value of per-recipient-fields is "responsible", then it is logged as an error.	According to X.400, if this parameter does not exist, all bits are considered OFF.
1.1.4.3.1	rn(0)	O	O	T	D	M	O	-			
1.1.4.3.2	nrn(1)	O	M	T	D	M	M-	-		Ignored.	
1.1.4.3.3	ipm-return(2)	O	O	X	D	X	M-	-	Always set OFF.	Ignored.	
1.1.5	copy-recipients	O	M	X	D	X	O	-	Not set.	Processed as same as primary-recipients.	
1.1.6	blind-copy-recipients	O	M	X	D	X	O	-	Not set.	Processed as same as primary-recipients.	
1.1.7	replied-to-IPM	O	M	X	D	X	M-	-			
1.1.8	obsoleted-IPMs	O	M	X	D	X	M-	-			
1.1.9	related-IPMs	O	M	X	D	X	M-	-			
1.1.10	subject	O	M	G2	D	O	M-	<=12 8			
1.1.11	expiry-time	O	M	X	D	X	M-	-			
1.1.12	reply-time	O	M	X	D	X	M-	-			
1.1.13	reply-recipients	O	O	X	D	X	M-	-			
1.1.14	importance	O	O	X	D	X	M-	-			
1.1.15	sensitivity	O	O	X	D	X	M-	-			
1.1.16	auto-forwarded	O	O	X	D	X	M-	-			
1.1.17	extensions	O	O	X	D	X	M-	-			
1.1.17.1	incomplete-copy	O	O	X	D	X	M-	-			
1.1.17.2	langages	O	O	X	D	X	M-	-			

PICS (Protocol Implementation Conformance Statement) of AMHS
Appendix to INTERFACE CONTROL DOCUMENT FOR AMHS

NO.	element	support		AMHS-Action		AMHS-support		size	Detailed Action		Note
		ISP	SARPs	O	R	O	R		Origination	Reception	
1.1.17.3	auto-submitted	O	O	X	D	X	M-	-			
1.2	IPM BODY	M	M	M	M	M	M	-		One of the ia5-text, ia5-text-body-part, or general-text-body-part has to be set.	
1.2.1	ia5-text	O	M	T	T	M	O	-			
1.2.1.1	parameters	M	M	G	D	M	M	-			
1.2.1.1.1	repertoire	M	M	G	D	M	M	-	Set the value IA5(5).		
1.2..1.2	data	M	M	T	T	M	M	-			
1.2.2	voice	I	X	X	X	X	X	-			
1.2.3	g3-facsimile	O	X	X	X	X	X	-			
1.2.4	g4-class-1	O	X	X	X	X	X	-			
1.2.5	teletex	O	X	X	X	X	X	-			
1.2.6	videotex	O	X	X	X	X	X	-			
1.2.7	encrypted	I	X	X	X	X	X	-			
1.2.8	message	O	X	X	X	X	X	-			
1.2.9	mixed-mode	O	X	X	X	X	X	-			
1.2.10	bilaterally-defined	O	X	X	X	X	X	-			
1.2.11	nationally-defined	O	X	X	X	X	X	-			
1.2.12	externally-defined	O	X	X	X	X	X	-			
1.3	Extended Body Part										
1.3.1	ia5-text-body-part	O	X	X	T	X	O	-			
1.3.2	g3-facsimile-body-part	O	X	X	X	X	X	-			
1.3.3	g4-class1-body-part	O	X	X	X	X	X	-			
1.3.4	teletex-body-part	O	X	X	X	X	X	-			
1.3.5	videotex-body-part	O	X	X	X	X	X	-			
1.3.6	encrypt-body-part	I	X	X	X	X	X	-			
1.3.7	message-body-part	O	X	X	X	X	X	-			
1.3.8	mixed-mode-body-part	O	X	X	X	X	X	-			
1.3.9	bilaterally-defined-body-part	O	X	X	X	X	X	-			
1.3.10	nationally-defined-body-part	O	X	X	X	X	X	-			

PICS (Protocol Implementation Conformance Statement) of AMHS

Appendix to INTERFACE CONTROL DOCUMENT FOR AMHS

NO.	element	support		AMHS-Action		AMHS-support		size	Detailed Action		Note
		ISP	SARPs	O	R	O	R		Origination	Reception	
1.3.11	general-text-body-part	O	X	X	T	X	O	-			
1.3.12	file-transfer-body-part	O	X	X	X	X	X	-			
1.3.13	voice-body-part	I	X	X	X	X	X	-			
1.3.14	oda-body-part	O	X	X	X	X	X	-			

PICS (Protocol Implementation Conformance Statement) of AMHS
Appendix to INTERFACE CONTROL DOCUMENT FOR AMHS

Table 2.2 IPM Support of the Basic ATS Message Service
(Based on : ATSMHS SARPs Table 3.1.2-5 for O, Table 3.1.2-11 for R)

NO.	element	support		AMHS-Action		AMHS-support		size	Detailed Action		Note
		ISP	SARPs	O	R	O	R		Origination	Reception	
1	ATS-Message-Header	-	M	T	T	M	M	-			
1.1	start- of heading	-	M	G	-	M	M	-	Set (SOH)		
1.2	ATS-Message-Priority	-	M	T	T	M	M	-			
1.2.1	priority-prompt	-	M	G	-	M	M	-	Set the value "PRI:(single space)".		
1.2.2	priority-indicator	-	M	T	T	M	M	-			
1.2.3	priority-separater	-	M	G	-	M	M	-	Set (CR)(LF)		
1.3	ATS-Message-Filing-Ti me	-	M	T	T	M	M	-			
1.3.1	filing-time-prompt	-	M	G	-	M	M	-	Set the value "FT:(single space)".		
1.3.2	filing-time	-	M	T	T	M	M	-			
1.3.3	filing-time-separater	-	M	G	-	M	M	-	Set (CR)(LF)		
1.4	ATS-Message-Optional- Heading-Info	-	O	T1	T1	O	M	-			
1.4.1	OHI-prompt	-	M	G	-	M	M	-	Set the value "OHI:(single space)".		
1.4.2	optional-heading-inform ation	-	M	T	T	M	M	-			
1.4.3	OHI-separater	-	M	G	-	M	M	-	Set (CR)(LF)		
1.5	end-of-heading-blank-lin e	-	M	G	-	M	M	-	Set (LF)		
1.6	start-of-text	-	M	G	-	M	M	-	Set (STX)		
2	ATS-Message-Text	-	M	T	T	M	M	-			

PICS (Protocol Implementation Conformance Statement) of AMHS
Appendix to INTERFACE CONTROL DOCUMENT FOR AMHS

3. Message Transfer Envelope for IPN

Table 3.1 Message Transfer Envelope (IPN)
(Based on: ATSMHS SARPs Table 3.1.2-6 and Table 3.1.2-9 for O, Table 3.1.2-12 and Table 3.1.2-15 for R)

NO.	element	support		AMHS-Action		AMHS-support		size	Detailed Action		Note
		ISP	SARPs	O	R	O	R		Origination	Reception	
1	MessageTransferEnvelope	M	M	T	T	M	M	-			
1.1	per message fields	M	M					-			
1.1.1	message-identifier	M	M	G	D	M	M-	-			
1.1.2	originator-name	M	M	T	T	M	M	-	Set the originator XF or CAAS address converted from AF address of AFTN acknowledgement message.		
1.1.3	original-encoded-information-types	O	M-	G	D	X	M-	-			
1.1.4	content-type	M	M	G	D	M	M	-	BuiltInContentType is set the abstract value "interpersonal-messaging-1984(2) or 1988(22)"	If the value of BuiltInContentType is neither interpersonal-messaging-1984(2) nor interpersonal-messaging-1988(22), then generate NDR[NDRC=1,NDDC=15].	
1.1.5	content-identifier	O	M-	G	D	X	M-	<=16			
1.1.6	priority	M	M	G	D	M	M	-	Set "urgent".		
1.1.7	per-message-indicators	M	M	G	D	M	M	-			See Table 3.2/4
1.1.8	deferred-delivery-time	O	M-	X	D	M	M-	-			
1.1.9	per-domain-bilateral-information	O	M-	X	D	X	M-	-			
1.1.10	trace-information	M	M	G	D	M	M	-			

PICS (Protocol Implementation Conformance Statement) of AMHS
Appendix to INTERFACE CONTROL DOCUMENT FOR AMHS

NO.	element	support		AMHS-Action		AMHS-support		size	Detailed Action		Note
		ISP	SARPs	O	R	O	R		Origination	Reception	
1.1.11	extensions	M	M	G	D	M	M-	-			In X.400, if the value doesn't exist, it is considered to be not selected.
	type	M	M	G	D	M	M	-	Set the abstract value "internal-trace-information (38)".		Only supports "standard-extension".
	criticality	M	M	G	D	M	M	-			In X.400, if the value doesn't exist, it is considered to be not selected.
	value	M	M	M	D	M	M	-	Set the value of "internal-trace-information"		
1.1.11.1	recipient-reassignment-prohibited	O	M-	X	D	X	M-	-			
1.1.11.2	dl-extension-prohibited	O	M-	X	D	X	M-	-			
1.1.11.3	conversion-with-loss-prohibited	O	M-	X	D	X	M-	-			
1.1.11.4	latest-delivery-time	O	M-	X	D	X	M-	-		If this exists, and the current time exceeds the value, then generate NDR[NDRC=1,NDDC=5].	
1.1.11.5	originator-return-address	O	M-	X	D	X	M-	-			
1.1.11.6	originator-certificate	O	M-	X	X	X	X	-		If the value is "CRITICAL FOR DELIVERY" then generate NDR[NDRC=1,NDDC=18].	

PICS (Protocol Implementation Conformance Statement) of AMHS
Appendix to INTERFACE CONTROL DOCUMENT FOR AMHS

NO.	element	support		AMHS-Action		AMHS-support		size	Detailed Action		Note
		ISP	SARPs	O	R	O	R		Origination	Reception	
1.1.11.7	content-confidentiality-algorithm-identifier	O	M-	X	X	X	X	-		If the value is "CRITICAL FOR DELIVERY" then generate NDR[NDRC=1,NDDC=19].	
1.1.11.8	message-origin-authentication-check	O	M-	X	X	X	X	-		If the value is "CRITICAL FOR DELIVERY" then generate NDR[NDRC=1,NDDC=20].	
1.1.11.9	message-security-label	O	M-	X	X	X	X	-		If the value is "CRITICAL FOR DELIVERY" then generate NDR[NDRC=1,NDDC=21].	
1.1.11.1 0	content-correlator	O	M-	X	D	X	M-	<= 512			
1.1.11.1 1	dl-expansion-history	O	M-	X	D	X	O	-			
1.1.11.1 2	internal-trace-information	O	M-	G	D	M	M-	-			
1.2	per-recipient-fields	M	M	T	D	M	M	-			Number of recipient is always one.
1.2.1	recipient-name	M	M	T	D	M	M	-	Set the MF (XF or CAAS) address of the originator of the subject IPM.		
1.2.2	originally-specified-recipient-number	M	M	G	D	M	M	-	Set "1".		

PICS (Protocol Implementation Conformance Statement) of AMHS
Appendix to INTERFACE CONTROL DOCUMENT FOR AMHS

NO.	element	support		AMHS-Action		AMHS-support		size	Detailed Action		Note
		ISP	SARPs	O	R	O	R		Origination	Reception	
1.2.3	per-recipient-indicators	M	M	G	D	M	M	-	Set the following values : responsibility=responsible(1) originating-MTA-reportrequest=non-delivery-report(01) originator-report-request=non-delivery-report(00)		BITSTRING
1.2.4	explicit-conversion	O	M-	X	D	X	M-	-			
1.2.5	extensions	M	M-	X	D	X	M-	-			In X.400, if the value doesn't exist, it is considered to be not selected.
	type	M	M	-	D	-	M	-			Only supports "standard-extension".
	criticality	M	M	-	D	-	M	-			
	value	M	M	-	D	-	M	-			
1.2.5.1	originator-requested-alternate-recipient	O	M-	-	D	-	M-	-			
1.2.5.2	requested-delivery-method	O	M-	-	D	-	M-	-			
1.2.5.3	physical-forwarding-prohibited	O	M-	-	X	-	M-/X	-		If the criticality is "CRITICAL FOR DELIVERY", then generate NDR[NDRC=3,NDDC=18].	
1.2.5.4	physical-forwarding-address-request	O	M-	-	X	-	M-/X	-		If the criticality is "CRITICAL FOR DELIVERY", then generate NDR[NDRC=3,NDDC=18].	

PICS (Protocol Implementation Conformance Statement) of AMHS
Appendix to INTERFACE CONTROL DOCUMENT FOR AMHS

NO.	element	support		AMHS-Action		AMHS-support		size	Detailed Action		Note
		ISP	SARPs	O	R	O	R		Origination	Reception	
1.2.5.5	physical-delivery-modes	O	M-	-	X	-	M-/X	-		If the criticality is "CRITICAL FOR DELIVERY", then generate NDR[NDRC=3,NDDC=18].	
1.2.5.6	registered-mail-type	O	M-	-	X	-	M-/X	-		If the criticality is "CRITICAL FOR DELIVERY", then generate NDR[NDRC=3,NDDC=18].	
1.2.5.7	recipient-number-for-advice	O	M-	-	X	-	M-/X	-		If the criticality is "CRITICAL FOR DELIVERY", then generate NDR[NDRC=3,NDDC=18].	
1.2.5.8	physical-redirection-attributes	O	M-	-	X	-	M-/X	-		If the criticality is "CRITICAL FOR DELIVERY", then generate NDR[NDRC=3,NDDC=18].	
1.2.5.9	physical-delivery-report-request	O	M-	-	X	-	M-/X	-		If the criticality is "CRITICAL FOR DELIVERY", then generate NDR[NDRC=3,NDDC=18].	

PICS (Protocol Implementation Conformance Statement) of AMHS
Appendix to INTERFACE CONTROL DOCUMENT FOR AMHS

NO.	element	support		AMHS-Action		AMHS-support		size	Detailed Action		Note
		ISP	SARPs	O	R	O	R		Origination	Reception	
1.2.5.10	message-token	O	M-	-	X	-	M-/X	-		If the criticality is "CRITICAL FOR DELIVERY", then generate NDR[NDRC=1,NDDC=18].	
1.2.5.11	content-integrity-check	O	M-	-	X	-	M-/X	-		If the criticality is "CRITICAL FOR DELIVERY", then generate NDR[NDRC=1,NDDC=18].	
1.2.5.12	proof-of-delivery-request	O	M-	-	X	-	M-/X	-		If the criticality is "CRITICAL FOR DELIVERY", then generate NDR[NDRC=1,NDDC=18].	
1.2.5.13	redirection-history	O	M-	-	D	-	M-	-			
2	content	M	M	T	T	M	M	-	Set the generated IPN.		

PICS (Protocol Implementation Conformance Statement) of AMHS
Appendix to INTERFACE CONTROL DOCUMENT FOR AMHS

Table 3.2 Common Data Type

(Based on : ATSMHS SARPs Table 3.1.2-6 and Table 3.1.2-9 for O, Table 3.1.2-12 and Table 3.1.2-15 for R)

NO.	element	support		AMHS-Action		AMHS-support		size	Detailed Action		Note
		ISP	SARPs	O	R	O	R		Origination	Reception	
1	MTS-Identifier										
1.1	global-domain-identifier	M	M	G	D	M	M	<=16			
1.2	local-identifier	M	M	G	D	M	M	<=32	Set the characters which identifies message in ia-5 characters.		
2	GlobalDomainIdentifier										
2.1	country-name	M	M	G	D	M	M	2 or 3	Set the country name of AMHS management domain.		
2.2	administration-domain-name	M	M	G	D	M	M	<=16	Set the AMHS management domain name.		
2.3	private-domain-identifier	O	M-	X	D	X	M-	-			
3	EncodedInformationTypes										
3.1	built-in-encoded-information-types	M	M	G	D	X	M	-			BITSTRING
3.2	non-basic parameters	O	M-	X	D	X	M-	-			
3.3	extended-encoded-information-types	O	M	X	D	X	O	-			
4.	PerMessageIndicators	M	M	G	D	G	D	-			BITSTRING In X.400, if the value doesn't exist, all bits are considered to be OFF.
4.1	disclosure-of-other-recipients(0)	M	M	G	D	G	D	-	Set the abstract value "disclosure-of-other-recipients-prohibited(0)"		
4.2	implicit-conversion-prohibited(1)	M	M	G	D	G	D	-	Set the abstract value "implicit-conversion-prohibited(1)"		

PICS (Protocol Implementation Conformance Statement) of AMHS
Appendix to INTERFACE CONTROL DOCUMENT FOR AMHS

NO.	element	support		AMHS-Action		AMHS-support		size	Detailed Action		Note
		ISP	SARPs	O	R	O	R		Origination	Reception	
4.3	alternate-recipient-allowed(2)	M	M	G	D	G	D	-	Set the abstract value "alternate-recipient-allowed(1)"		
4.4	content-return-request(3)	M	M	G	D	G	D	-	Set the abstract value "content-return-not-requested(0)"	Ignored and considered "content-return-not-requested(0)". However, if error occurs in the ATN component of AMHS and "content-return-request(1)" is set, it is impossible to restrain this service.	
5	PerDomainBilateralInformation	O	M-	X	D	X	D	-			
6	TraceInformation										
6.1	TraceInformationElement	M	M	G	D	M	M	-			
6.1.1	global-domain-identifier	M	C1	X	D	M	M	-		If the last trace information of this parameter differs from the input MTA, then generate NDR.	
6.1.2	domain-supplied-information	M	M	G	D	M	M	-			
6.1.2.1	arrival-time	M	C2	G	D	M	M	-	Set the value of the time which AFTN/AMHS Gateway received the message		
6.1.2.2	routing-action	M	M-	G	D	M	M	-	Set the abstract value of "relayed(0)".		
6.1.2.3	attempt-domain	O	M-	X	D	X	M-	-			
6.1.2.4	additional actions	O	M-	X	D	X	M-	-			

PICS (Protocol Implementation Conformance Statement) of AMHS
Appendix to INTERFACE CONTROL DOCUMENT FOR AMHS

NO.	element	support		AMHS-Action		AMHS-support		size	Detailed Action		Note
		ISP	SARPs	O	R	O	R		Origination	Reception	
6.1.2.4.1	deferred-time	O	M-	X	D	X	M-	-			
6.1.2.4.2	converted-encode-information-types	O	M-	X	D	X	M-	-			
6.1.2.4.3	other-actions	O	M-	X	D	X	M-	-			

PICS (Protocol Implementation Conformance Statement) of AMHS
Appendix to INTERFACE CONTROL DOCUMENT FOR AMHS

Table 3.3 Extension Data Types
(Based on: ATSMHS SARPs Table 3.1.2-6 for O, Table 3.1.2-12 for R)

NO.	element	support		AMHS-Action		AMHS-support		size	Detailed Action		Note
		ISP	SARPs	O	R	O	R		Origination	Reception	
5	internal-trace-information	O	M-	G	D	M	M-	-			
5.1	global-domain-identifier	M	M	G	D	M	M	16	Set the value which identifies AMHS Management Domain.		
5.2	mta-name	M	M	G	D	M	M	32	Set the value of mta-name of AMHS.		
5.3	domain-supplied-information	M	M	G	D	M	M	-			
5.3.1	arrival-time	M	M	G	D	M	M	-	Set the value of the time which AFTN/AMHS Gateway received the message		
5.3.2	routing-action	M	M	G	D	M	M	-	Set the abstract value "relayed(0)"		
5.3.3	attempt-domain	O	C1	X	D	X	M-	-			
5.3.4	additional actions	O	C2	X	D	X	M-	-			
5.3.4.1	deferred-time	O	M-	X	D	X	M-	-			
5.3.4.2	converted-encoded-information-types	O	M-	X	D	X	O	-			
5.3.4.3	other-actions	O	M-	X	D	X	M-	-			

PICS (Protocol Implementation Conformance Statement) of AMHS
Appendix to INTERFACE CONTROL DOCUMENT FOR AMHS

3. IPN

Table 4.1 IPN

(Based on: ATSMHS SARPs Table 3.1.2-8 for O, Table 3.1.2-14 for R)

NO.	element	support		AMHS-Action		AMHS-support		size	Detailed Action		Note
		ISP	SARPs	O	R	O	R		Origination	Reception	
1	Interpersonal Notification(IPN)	M	M	-	-	M	M	-			
1.1	Common-fields	M	M	-	-	M	M	-			
1.1.1	subject-ipm	M	M	G	D	M	M	-	Set the value of this-IPM of the subject IPM.		
1.1.2	ipn-originator	O	M	T	D	M	O	-	Set the originator XF and CAAS address converted from AF address of AFTN message.		
1.1.3	ipm-preferred-recipient	O	M	G2	D	O	O	-	This parameter exists when the recipient indicated by subject IPM and the real recipient differs, and set the recipient which was on the subject IPM.		
1.1.4	conversion-eits	O	M	G2	D	O	O	-	If the originally-encoded-information-types of the subject IPM and encoded-information types at the reception differ, set the encoded-information-types at the reception.		
1.1.5	notification-extensions	O	M	X	D	X	M	-			
1.2	non-receipt-fields	M	M	X	D	X	O	-		Either non-receipt-field or receipt-field is mandatory.	

PICS (Protocol Implementation Conformance Statement) of AMHS

Appendix to INTERFACE CONTROL DOCUMENT FOR AMHS

NO.	element	support		AMHS-Action		AMHS-support		size	Detailed Action		Note
		ISP	SARPs	O	R	O	R		Origination	Reception	
1.3	receipt-fields	M	M	T	T	M	M	-			
1.3.1	receipt-time	M	M	T	T	M	M	-	Convert the time to UTC-TIME format and set the value.	Convert to AFTN format.	UTC-TIME format is YYMMDDhhmm[ss]Z or YYMMDDhhmm[ss]+(or-) hhmm
1.3.2	acknowledgment-mode	O	O	G	D	M	M-	-	Set the abstract value "manual(0)"		The default value of this element is "manual", so it is not necessary to set the value.
1.3.3	suppl-receipt-info	O	O	X	D	X	M-	-			
1.3.4	rn-extension	O	I	X		X	M-	-			
1.3.5	other-notification-type-fields	O	I	X		X	M-	-			

PICS (Protocol Implementation Conformance Statement) of AMHS
Appendix to INTERFACE CONTROL DOCUMENT FOR AMHS

Table 4.2 OR Descripor
(Based on: ATSMHS SARPs Table 3.1.2-8 for O, Table 3.1.2-14 for R)

NO.	element	support		AMHS-Action		AMHS-support		size	Detailed Action		Note
		ISP	SARPs	O	R	O	R		Origination	Reception	
1	ORDescriptor										
1.1	formal-name	M	M	T	-	M	M	-			
1.2	free-form-name	O	O	X	-	X	M-	<=64			
1.3	telephone-number	O	O	X	-	X	M-	-			

PICS (Protocol Implementation Conformance Statement) of AMHS
Appendix to INTERFACE CONTROL DOCUMENT FOR AMHS

5. ReportTransfer Envelope

Table 5.1 Report Transfer Envelope
(Based on: ATSMHS SARPs Table 3.1.2-17 for O, Table 3.1.2-18 for R)

NO.	element	support		AMHS-Action		AMHS-support		size	Detailed Action		Note
		ISP	SARPs	O	R	O	R		Origination	Reception	
1	ReportTransferEnvelope	M	M	G	D	M	M	-			
1.1	report-identifier	M	M	G	D	M	M	-			
1.2	report-destination-name	M	M	G	T	M	M	-	If the subject message has the element "dl-expansion-history", and OR name of last element of dl-expansion-history does not exist, set the originator-name of the subject message.		
1.3	trace-information	M	M	G	D	M	M	-			
1.4	extensions	M	M	G	D	M	M	-			In X.400, if the value doesn't exist, it is considered to be not selected.
1.4.1	type	M	M	G	D	M	M	-			Only supports "standard-extension".
1.4.2	criticality	M	M	G	D	M	M	-			In X.400, if the value doesn't exist, it is considered to be not selected.
1.4.3	value	M	M	M	D	M	M	-	Set the value of "internal-trace-information".		
1.4.4	message-security-label	O	M-	X	D	X	D	-			

PICS (Protocol Implementation Conformance Statement) of AMHS
Appendix to INTERFACE CONTROL DOCUMENT FOR AMHS

NO.	element	support		AMHS-Action		AMHS-support		size	Detailed Action		Note
		ISP	SARPs	O	R	O	R		Origination	Reception	
1.4.5	originator-and-DL-expansion-history	O	M-	G2	D	O	D	-	Only when the element "DL-expansion-history" exists in the subject message, set the value.		
1.4.6	reporting-DL-name	O	M-	X	D	X	M-	-			
1.4.7	reporting-MTA-certificate	O	M-	X	D	X	M-	-			
1.4.8	report-origin-authentication-check	O	M-	X	D	X	M-	-			
1.4.9	internal-trace-information	O	M-	G	D	M	M-	-			
1.4.9.1	global-domain-identifier	M	M	G	D	M	M	<=16	Set the value which identifies the AMHS management domain.		
1.4.9.2	domain-supplied-information	M	M	G	D	M	M	-			
1.4.9.3	arrival-time	M	M	G	D	M	M	-	Set the value of the time which AFTN/AMHS Gateway received the message		
1.4.9.4	routing-action	M	M	G	D	M	M	-	Set the abstract value "relayed(0)".		
1.4.9.5	attempt-domain	O	C1	X	D	X	M	-			
1.4.9.6	additional actions	O	C2	X	D	X	M	-			
1.4.9.7	deferred-time	O	M-	X	D	X	M	-			
1.4.9.8	converted-encoded-information-types	O	M-	X	D	X	M	-			
1.4.9.9	other-actions	O	M-	X	D	X	M	-			
2	ReportTransferContent	M	M			M	M	-			
2.1	per report fields							-			
2.1.1	subject-identifier	M	M	G	D	M	M	-	Set the value of the "message-identifier" of the subject message.	It is expected that the value of message-identifier of the subject message is set.	

PICS (Protocol Implementation Conformance Statement) of AMHS
Appendix to INTERFACE CONTROL DOCUMENT FOR AMHS

NO.	element	support		AMHS-Action		AMHS-support		size	Detailed Action		Note
		ISP	SARPs	O	R	O	R		Origination	Reception	
2.1.2	subject-intermediate-trace-information	O	M	G2	D	O	M-	-	If the originating-MTA-report-request of the per-recipient-indicator of the recipient of the subject message per-recipient-indicator takes the value "audited-report", set the value of trace-information of the subject message.		
2.1.3	original-encoded-information-types	O	M	X	D	X	M-	-			
2.1.4	content-type	O	M	X	D	X	M-	-			
2.1.5	content-identifier	O	M	X	D	X	M-	-			
2.1.6	returned-content	O	M-	X	D	X	M-	-			
2.1.7	additional-information	O	M-	X	D	X	M-	-			
2.1.8	extensions	M	M	G2	D	O	M-	-			
2.1.8.1	content-correlator	O	M	G2	D	O	M-	-	If the element "content-correlator" exists in the subject message, the value of the element is set.		
2.2	per-recipient-fields	M	M	T	T	M	M	-			
2.2.1	actual-recipient-name	M	M	T	T	M	M	-	Set the recipient-name of the corresponding per-recipient field of the subject message.		

PICS (Protocol Implementation Conformance Statement) of AMHS
Appendix to INTERFACE CONTROL DOCUMENT FOR AMHS

NO.	element	support		AMHS-Action		AMHS-support		size	Detailed Action		Note
		ISP	SARPs	O	R	O	R		Origination	Reception	
2.2.2	originally-specified-recipient-number	M	M	G	D	M	M	-	Set the value of originally-specified recipient number of the corresponding per-recipient field of the subject message.		
2.2.3	per-recipient-indicators	M	M	G	D	M	M	-	Set the value of the corresponding per-recipient-indicator of the per-recipient-fields of the subject message.		BITSTRING
2.2.4	last-trace-information	M	M	G	D	M	M	-			
2.2.4.1	arrival-time	M	M	G	D	M	M	-	Set the value of the time which AFTN/AMHS Gateway received the message		
2.2.4.2	converted-encoded-information-types	O	M	G2	D	O	M-	-	If the original-EIT and the final EIT are different, set the value of the final EIT. In other cases, nothing is set.		
2.2.4.3	report-type	M	M	G	D	M	M	-			
2.2.4.3.1	delivery	M	M	G2	D	O	X	-	Set this value when the probe is successfully passed to AFTN Component.		
2.2.4.3.2	message-delivery-time	M	M	G	D	M	X	-	If the report is a delivery report, set the time at which the subject message has been successfully passed to AFTN Component.		

PICS (Protocol Implementation Conformance Statement) of AMHS
Appendix to INTERFACE CONTROL DOCUMENT FOR AMHS

NO.	element	support		AMHS-Action		AMHS-support		size	Detailed Action		Note
		ISP	SARPs	O	R	O	R		Origination	Reception	
2.2.4.3.3	type-of-MTS-user	M	M	G	D	M	X	-	Set the abstract value "other(6)".		If this parameter is omitted, then set the value "public(0)".
2.2.4.3.2	non-delivery	M	M	G	D	M	M	-			
2.2.4.3.2.1	non-delivery-reason-code	M	M	G	D	M	M	-	Set the defined NDRC.	If NDRC=1 and NDDC=0, then generate unknown addressee AFTN service message.	
2.2.4.3.2.2	non-delivery-diagnostic-code	O	M	G	D	M	M	-	Set the defined NDDC.		
2.2.5	originally-intended-recipient-name	O	M-	G2	D	O	O	-	If there exists redirection-history element, set the first O/R name of the subject message.		
2.2.6	supplementary-information	O	M-	G2	D	O	O	<=256	a) If delivery report (probe), set the value "This report only indicates successful (potential) conversion to AFTN, not delivery to a recipient" b) If non-delivery report set the value defined in each error (if not defined, set nothing)		
2.2.7	extensions	M	M-	G2	D	O	O	-			In X.400, if the value doesn't exist, it is considered to be not selected.
2.2.7.1	type	M	M	G2	D	M	M	-			Only supports "standard-extension".
	criticality	M	M	G2	D	M	M	-			
	value	M	M	G2	D	M	M	-			

PICS (Protocol Implementation Conformance Statement) of AMHS

Appendix to INTERFACE CONTROL DOCUMENT FOR AMHS

NO.	element	support		AMHS-Action		AMHS-support		size	Detailed Action		Note
		ISP	SARPs	O	R	O	R		Origination	Reception	
2.2.7.1.1	redirection-history	O	M-	G2	D	O	M-	-	If there exists the "redirection-history", set that value.		
2.2.7.1.2	physical-forwarding-address	O	M-	X	X	X	X	-			
2.2.7.1.3	recipient-certificate	O	M-	X	X	X	X	-			
2.2.7.1.4	proof-of-delivery	O	M-	X	X	X	X	-			

PICS (Protocol Implementation Conformance Statement) of AMHS
Appendix to INTERFACE CONTROL DOCUMENT FOR AMHS

Table 5.2 Common Data Types
(Based on: ATSMHS SARPs Table 3.1.2-17 for O, Table 3.1.2-18 for R)

NO.	element	support		AMHS-Action		AMHS-support		size	Detailed Action		Note
		ISP	SARPs	O	R	O	R		Origination	Reception	
1	MTS-Identifier										
1.1	global-domain-identifier	M	M	G	D	M	M	<=16			
1.2	local-identifier	M	M	G	D	M	M	<=32	Set the value which identifies the report in ia-5 characters.		
2	GlobalDomainIdentifier										
2.1	country-name	M	M	G	D	M	M	2 or 3	Set the country name of the AMHS management domain.		
2.2	administration-domain-name	M	M	G	D	M	M	<=16	Set the name of the AMHS management domain.		
2.3	private-domain-identifier	O	M-	X	D	X	M-	<=16			
6	TraceInformation										
6.1	TraceInformationElement	M	M	G	D	M	M	-			
6.1.1	global-domain-identifier	M	C1	X	D	M	M	-		If the last trace information of the global-domain-identifier differs from input MTA, generate NDR.	
6.1.2	domain-supplied-information	M	M	G	D	M	M	-			
6.1.2.1	arrival-time	M	C2	G	D	M	M	-	Set the value of the time which AFTN/AMHS Gateway received the message.		
6.1.2.2	routing-action	M	M-	G	D	M	M	-	Set the abstract value "relayed(0)".		
6.1.2.3	attempt-domain	O	M-	X	D	X	M-	-			
6.1.2.4	additional actions	O	M-	X	D	X	M-	-			

PICS (Protocol Implementation Conformance Statement) of AMHS
Appendix to INTERFACE CONTROL DOCUMENT FOR AMHS

NO.	element	support		AMHS-Action		AMHS-support		size	Detailed Action		Note
		ISP	SARPs	O	R	O	R		Origination	Reception	
6.1.2.4.1	deferred-time	O	M-	X	D	X	M-	-			
6.1.2.4.2	converted-encode-information-types	O	M-	X	D	X	M-	-			
6.1.2.4.3	other-actions	O	M-	X	D	X	M-	-			

6. Probe Transfer Envelope

Table 6.1 Probe Transfer Envelope

NO.	element	support ISP	AMHS support	size	Detailed Action	Note
					Reception	
1	probeTransferEnvelope	M	M	-		
1.1	per message fields	M	M	-		
1.1.1	probe-identifier	M	M	-		
1.1.2	originator-name	M	M	-		
1.1.3	original-encoded-information-types	O	M	-		
1.1.4	content-type	M	M	-	If the value of BuiltInContentType is neither interpersonal-messaging-1984(2) nor interpersonal-messaging-1988(22), then generate NDR[NDRC=1,NDDC=15].	
1.1.5	content-identifier	O	M-	<=16		It was agreed to be "X" in the TMC.
1.1.6	content-length	O	M-	-		
1.1.7	per-message-indicators	M	M	-		BITSTRING In X.400, if the value doesn't exist, all bits are considered to be OFF.
1.1.7.1	disclosure-of-other-recipients(0)	M	M	-		
1.1.7.2	implicit-conversion-prohibited(1)	M	M	-		
1.1.7.3	alternate-recipient-allowed(2)	M	M	-		
1.1.7.4	content-return-request(3)	M	M	-		
1.1.8	per-domain-bilateral-information	O	M-	-		It was agreed to be "X" in the TMC."
1.1.9	trace-information	M	M	-		
1.1.10	extensions	M	M	-		In X.400, if the value doesn't exist, it is considered to be not selected.

PICS (Protocol Implementation Conformance Statement) of AMHS
Appendix to INTERFACE CONTROL DOCUMENT FOR AMHS

NO.	element	support ISP	AMHS support	size	Detailed Action	Note
					Reception	
	type	M	M	-		Only supports "standard-extension".
	criticality	M	M	-		In X.400, if the value doesn't exist, it is considered to be not selected.
	value	M	M	-		
1.1.10.1	recipient-reassignment-prohibited	O	M-	-		
1.1.10.2	dl-extension-prohibited	O	M-	-		
1.1.10.3	conversion-with-loss-prohibited	O	M-	-		
1.1.10.4	originator-certificate	O	M-/X	-	If the value is "CRITICAL FOR DELIVERY", then generate NDR[NDRC=1,NDDC=18].	
1.1.10.5	message-security-label	O	M-/X	-	If the value is "CRITICAL FOR DELIVERY", then generate NDR[NDRC=1,NDDC=21].	
1.1.10.6	content-correlator	O	M-	<=5 12		
1.1.10.7	probe-origin-authentication-check	O	M-	-		
1.1.10.8	internal-trace-information	O	M-	-		
1.1.10.8.1	global-domain-identifier	M	M	-		
1.1.10.8.2	mta-name	M	M	<=3 2	Set the value which identifies AMHS.	
1.1.10.8.3	mta-supplied-information	M	M	-		
1.1.10.8.3.1	arrival-time	M	M	-		
1.1.10.8.3.2	routing-action	M	M	-		
1.1.10.8.3.3	attempt-domain	O	M-	-		

PICS (Protocol Implementation Conformance Statement) of AMHS
Appendix to INTERFACE CONTROL DOCUMENT FOR AMHS

NO.	element	support ISP	AMHS support	size	Detailed Action	Note
					Reception	
1.1.10.8.4	additional actions	O	M-	-		
1.1.10.8.4.1	deferred-time	O	M-	-		
1.1.10.8.4.2	converted-encoded-information-types	O	M-	-		
1.1.10.8.4.3	other-actions	O	M-	-		
1.2	per-recipient-fields	M	M	-		
1.2.1	recipient-name	M	M	-		
1.2.2	originally-specified-recipient-number	M	M	-		
1.2.3	per-recipient-indicators	M	M	-		BITSTRING
1.2.4	explicit-conversion	O	M-	-		
1.2.5	extensions	M	M-	-		In X.400, if the value doesn't exist, it is considered to be not selected.
	type	M	M	-		Only supports "standard-extension".
	criticality	M	M	-		
	value	M	M	-		
1.2.5.1	originator-requested-alternate-recipient	O	M-	-		
1.2.5.2	requested-delivery-method	O	M-	-		
1.2.5.3	physical-redirection-attributes	O	M-/X	-	If the value is "CRITICAL FOR DELIVERY", then generate NDR[NDRC=1,NDDC=18].	
1.2.5.4	redirection-history	O	O	-		

PICS (Protocol Implementation Conformance Statement) of AMHS
Appendix to INTERFACE CONTROL DOCUMENT FOR AMHS

Table 6.2 Common Data Type

NO.	element	support ISP	AMHS support	size	Action	Note
					Reception	
1.	MTS-Identifier					
1.1	global-domain-identifier	M	M	<=1 6		
1.2	local-identifier	M	M	<=3 2		
2	GlobalDomainIdentifier					
2.1	country-name	M	M	2 or 3		
2.2	administration-domain-name	M	M	<=1 6		
2.3	private-domain-identifier	O	M-	<=1 6		The value of this parameter may be used in the future.
3	EncodedInformationTypes					
3.1	built-in-encoded-information-types	M	M	-		BITSTRING
3.2	non-basic parameters	O	M-	-		
3.3	extended-encoded-information-types	O	O	-		
6	TraceInformation					
6.1	TraceInformationElement	M	M	-		
6.1.1	global-domain-identifier	M	M	-	If the last trace information of this parameter differs from the input MTA, then generate NDR.	
6.1.2	domain-supplied-information	M	M	-		
6.1.2.1	arrival-time	M	M	-		
6.1.2.2	routing-action	M	M	-		
6.1.2.3	attempt-domain	O	M-	-		
6.1.2.4	additional actions	O	M-	-		
6.1.2.4.1	deferred-time	O	M-	-		

PICS (Protocol Implementation Conformance Statement) of AMHS
 Appendix to INTERFACE CONTROL DOCUMENT FOR AMHS

NO.	element	support ISP	AMHS support	size	Action	Note
					Reception	
6.1.2.4.2	converted-encode-informat ion-types	O	M-	-		
6.1.2.4.3	other-actions	O	M-	-		