



# Workshop on the management of Air Navigation Deficiencies

## **AFI Air Navigation Deficiencies Database – AANDDD**

September 2025



# Outline

- Introduction
- Access to the system
- Reporting deficiencies
- Resolving deficiencies
- Actions by the State
- Reporting to APIRG



# Introduction

- In order to support the implementation of the **Uniform Methodology** for the **identification**, **assessment** and **reporting** of **deficiencies**, it has been established for the AFI Region, a **web-based platform**, the AFI Air Navigation Deficiencies Database (**AANDD**).
- The AANDD application provides an online tool for **States** and relevant **stakeholders** to manage air navigation deficiencies in the region. The application is accessible through the link: <https://aandd.icao.int>.



# Access to the system - Users

- The following users can have access to the system, provided they were nominated by their Administration/Organization:
  - ICAO Regional Offices users,
  - States users (Focal points and DGCA, ANSP users),
  - RSOOs Focal points
  - Users Organizations Focal points,
  - Professional Organizations Focal points.
- User must authenticate through a valid user account.



# Access to the system - Login

- **Login** with your email and password
- Were you nominated by an Administration/Organization and you still don't have a user account in the system, then **Sign up**, and wait for the activation of your account by the system administrator.
- Did you forget your password, click on "**Forgot password?**" to reset it.

**LOGIN**

Welcome to the Afi air navigation deficiencies database - AANDD

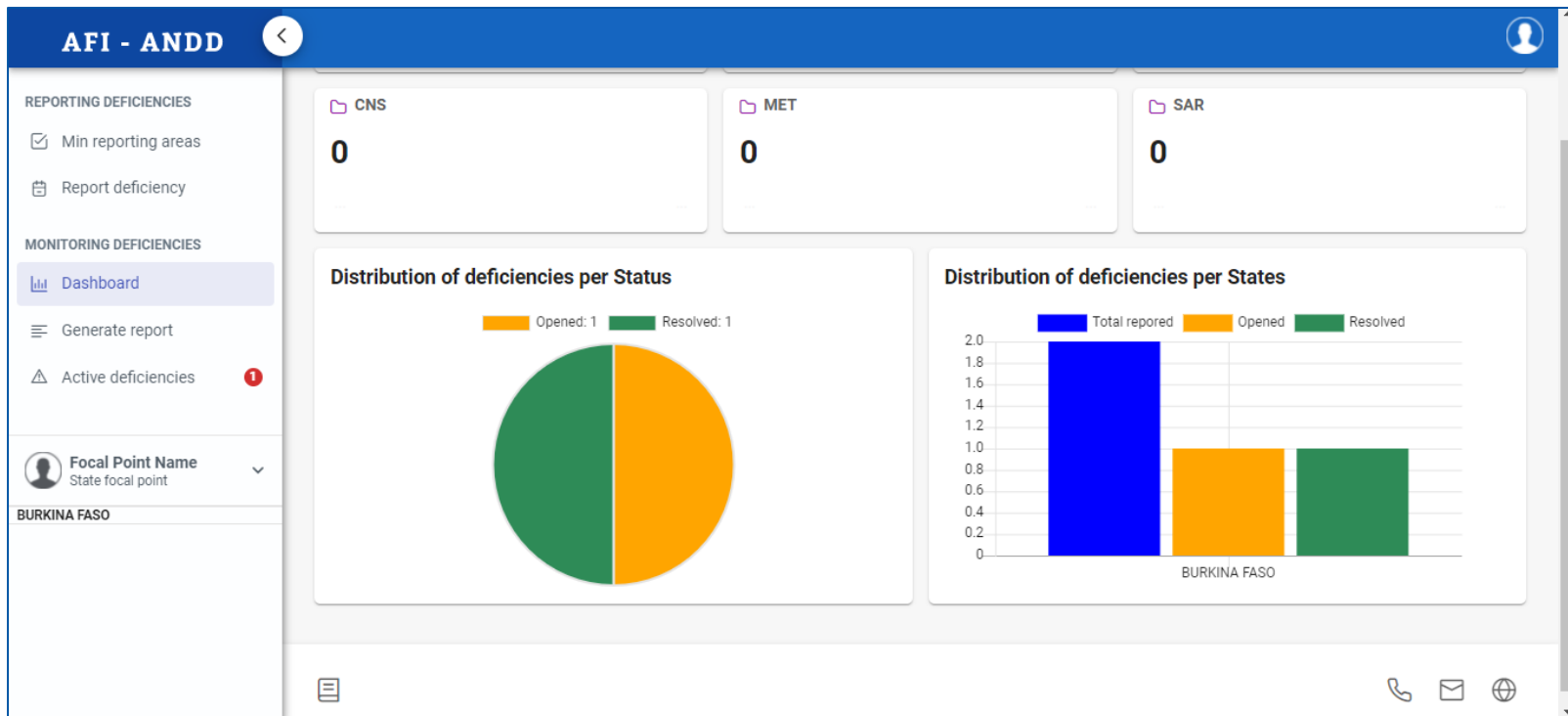
☐ Remember me

Log in

Don't have an account? [Sign Up](#) [Forgot password?](#)



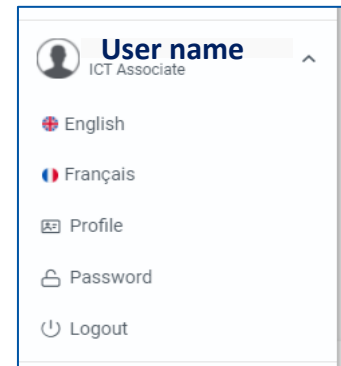
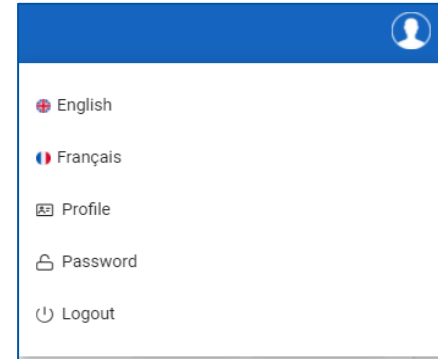
# Access to the system – Application page





# Access to the system – User profile

- The application is in **English** and **French**. To change the display language, click either on the **Top user icon** or on the **Left user icon**.
- The **user name** is displayed in front of the **Left user icon**. To change it, expand one of the menus and click on the item Profile.
- To change your **password**, expand one of the menus and click on the item *Password*.





# Reporting deficiencies – Min reporting areas

**AFI - ANDD**

REPORTING DEFICIENCIES

- ☒ Min reporting areas
- Report deficiency

MONITORING DEFICIENCIES

- Dashboard
- Generate report
- Active deficiencies 1

**Focal Point Name**  
State focal point

BURKINA FASO

**Minimum Reporting Areas**

Report

[AIM - Aeronautical Information Management](#)

[AOP - Aerodrome operations](#)

Area	Reference ↑↓	Description ↑↓	Remarks ↑↓
AOP	Annex 14 - Vol 1, Chapter 1 PANS-Aerodromes, Part 1, 2	Aerodrome Master Plan	The lack of airports master plans affect their short to medium term capacity enhancement projects; restricting their ability to fulfil capacity needs.
AOP	Annex 14 - Vol 1, Chapter 2, 3 PANS-Aerodromes, Part 1, 2 AFI ANP, Vol II	Runways	Deficiencies in the provision of adequate runways may adverse safe take-off and landing of aeroplanes they are intended to serve. In view of the vital function of runways in providing for safe and efficient aircraft landings and take-offs, it is

- [AIM - Aeronautical Information Management](#)
- [AOP - Aerodrome operations](#)
- [ATM/SAR - Air Traffic Management, Search and Rescue](#)
- [CNS - Communication Navigation Surveillance](#)
- [MET - Aeronautical meteorology](#)



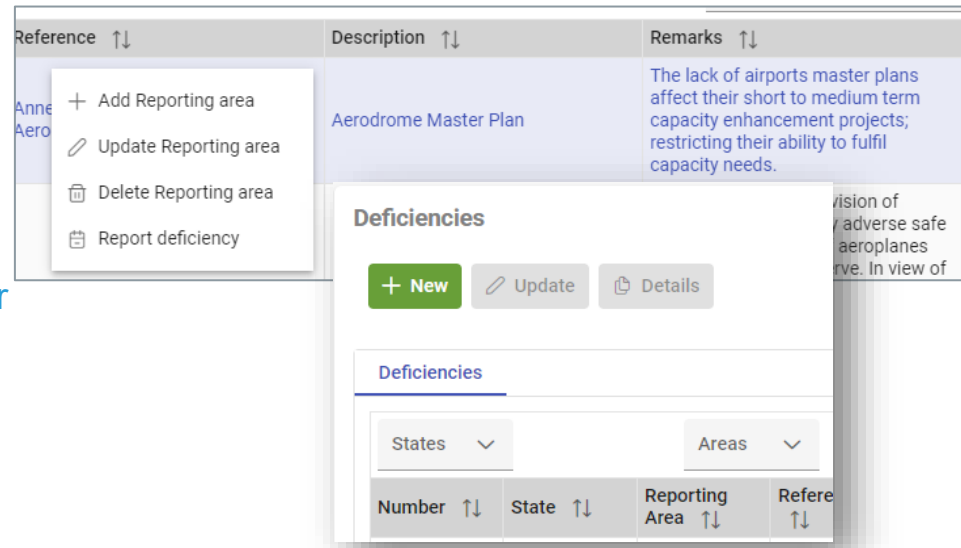
# Reporting deficiencies – Create deficiency

- All users can report a deficiency concerning any State. Deficiency can be reported through 3 options:
  - Click on the menu item **Report Deficiency**
  - From the List of minimum reporting areas, **select** the **Minimum reporting area** then click on the context menu item **Report deficiency**, or on the button [**Report**]
  - From the List of deficiencies, Click on the button [**New**]

## REPORTING DEFICIENCIES

☒ Min reporting areas

 Report deficiency



The screenshot displays the 'Reporting Deficiencies' interface. At the top, a menu titled 'REPORTING DEFICIENCIES' includes a checked option for 'Min reporting areas' and a button labeled 'Report deficiency'. Below this, a table lists reporting areas with columns for 'Reference', 'Description', and 'Remarks'. One entry is visible: 'Aerodrome Master Plan' with a remark about airport master plans affecting capacity. A context menu is open over this entry, offering options: '+ Add Reporting area', 'Update Reporting area', 'Delete Reporting area', and 'Report deficiency'. To the right, a 'Deficiencies' panel shows buttons for '+ New', 'Update', and 'Details'. Below these, there are filters for 'States' and 'Areas', and a table with columns: 'Number', 'State', 'Reporting Area', and 'Reference'.



# Reporting deficiencies – Create deficiency

- All these options will open the same form for creating a new deficiency
- With option b), **Technical area** and **Minimum reporting area** are prefilled.

### Add Deficiency

State concerned with the deficiency  
Select

Technical Area  
AOP - Aerodrome operations

Reference of reporting area  
*Annex 14 - Vol 1, Chapter 1 PANS-Aerodromes, Part 1, 2*

Remarks on reporting area  
*The lack of airports master plans affect their short to medium term capacity enhancement projects; restricting their ability to fulfil capacity needs.*

Reporting Area  
Aerodrome Master Plan

Rationales for non elimination

Priority ☐ U ☐ A ☐ B

### Details

English

Français

Description of the deficiency

Remarks on the deficiency



# Reporting deficiencies – Attachments

- When reporting a deficiency, some files may be attached as follows:
  - Fill the deficiency creating form and click on the **[Save]** button.
  - If the deficiency is successfully saved, an additional box is displayed for the attachments.

**Details**

English Français

Description of the deficiency

Runway declared distances not available

Remarks on the deficiency

Runway declared distances not available

✕ Cancel ✓ Save



# Reporting deficiencies – Attachments

2

Attach supporting files

Supporting files

+

File name	File description	Link	Action
-----------	------------------	------	--------

✓ Finish

Add resource

+ File Upload Cancel

File name

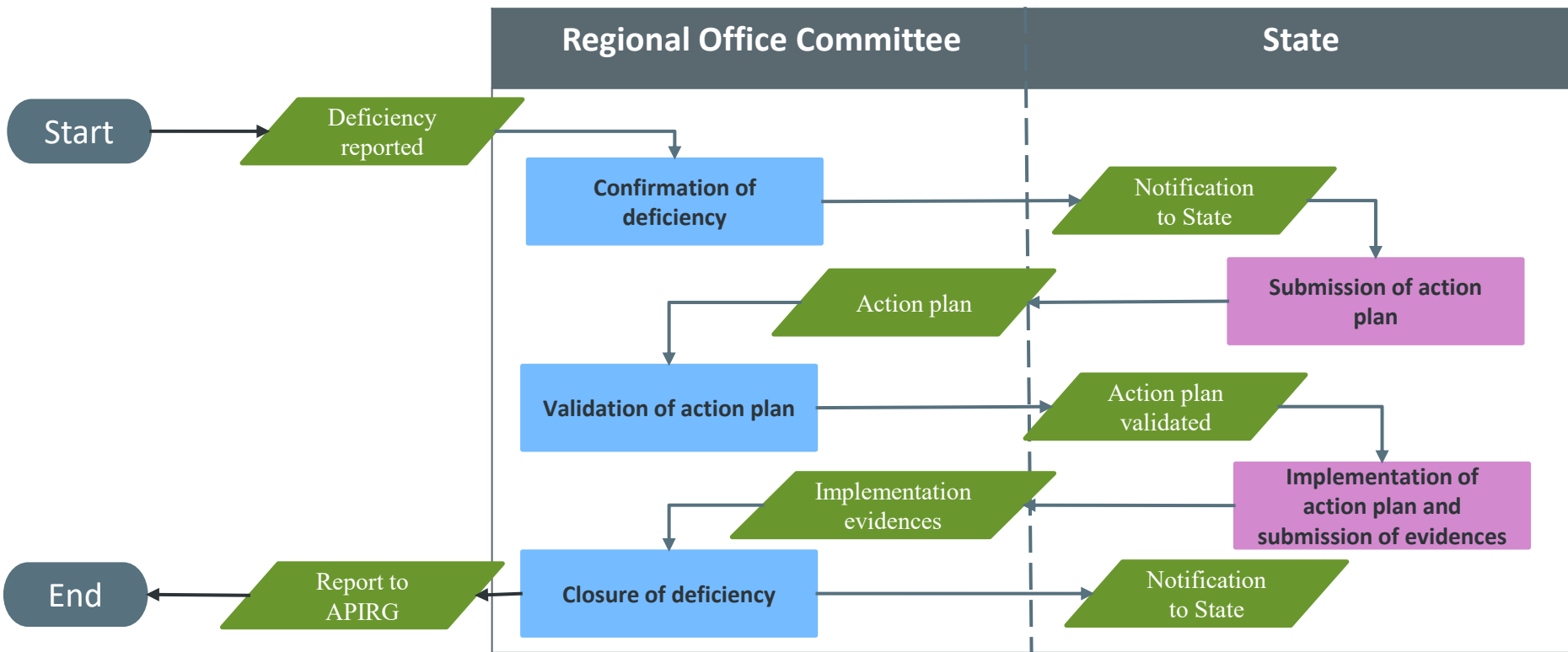
File description

Close

- Attach the supporting files by clicking on the Plus Button
- When all files are attached, click on the **[Finish]** button to complete the process
- *You will received an email acknowledging receipt of the report*



# Resolving deficiencies – Normal process





# Resolving deficiencies – Complete flow chart

Complete flow chart



# Resolving deficiencies – Active deficiencies

- Deficiency confirmed by the ICAO Regional Office Committee or by APIRG is considered as an “**Active deficiency**” until it has been resolved and closed.

AFI - ANDD

REPORTING DEFICIENCIES

☒ Min reporting areas
   
☐ Report deficiency

MONITORING DEFICIENCIES

☐ Dashboard
   
☐ Generate report
   

Active deficiencies

1

Focal Point Name

State focal point

BURKINA FASO

Deficiencies

+ New

Details

Actions

Deficiencies

States

BURKINA FASO

Areas

Rationales

Status

Search

Number ↑↓	State ↑↓	Reporting Area ↑↓	Reference ↑↓	Description ↑↓	Remarks ↑↓	Rationales ↑↓	Status ↑↓	Priority ↑↓	Report Date ↑↓
0002-DF-AIM	BURKINA FASO	AIM - NOTAM service	Annex 15: chapter 6 PANS-AIM: chapter 6, appendices 3,4,5,7	NOTAM not available	NOTAM not available	• Other unknown causes	RO unresolved	U	18-11-2021



# Actions by the State – Corrective actions

- State Focal point **should provide corrective actions** to the deficiency. From the List of deficiencies, when a **deficiency is selected**, its corrective actions display.




0002-DF-AGA	Burkina Faso	AOP - Aerodrome Master Plan	Annex 14 - Vol 1, Chapter 1 PANS-Aerodromes, Part 1, 2	Test report deficiency 2	This is a test report deficiency 2	A	Approved	18-05-2021
0001-DF-AGA	Burkina Faso	AOP - Aerodrome Master Plan	Annex 14 - Vol 1, Chapter 1 PANS-Aerodromes, Part 1, 2	Test report deficiency	This is a test report deficiency	A	Approved	20-05-2021




  

Corrective actions			
Action description	Responsible body	Priority	Date completion
Correct deficiency	ANSP	U	30-06-2021
Correct deficiency	Aerodrome operator	U	30-06-2021



# Actions by the State – Corrective actions

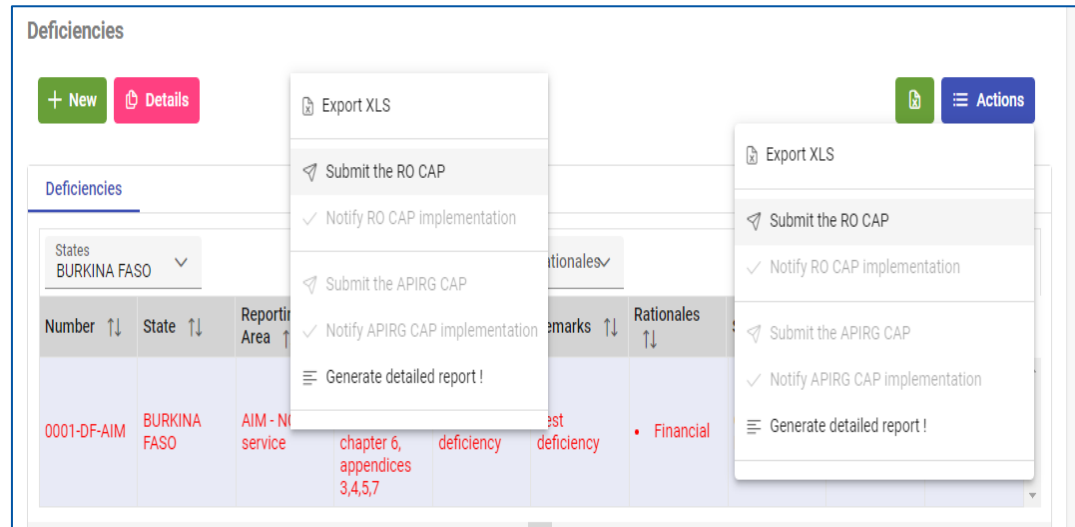
- Corrective actions are **created**, **updated** or **deleted** from the **Details** of deficiency:
  - **Select** the deficiency and click on the button [Details]
  - Go to the section “**Corrective actions**” and click on the button  to **add** an action,
  - Select an action and click on the button  to **update** it or the button  to **delete** it.

Corrective actions							  	
Number	Action description	Responsible body	Priority	Date completion	Status	Remarks		
0001-DF-AGA-A01	Correct deficiency	ANSP	U	30-06-2021	Planned	Correct deficiency		
0001-DF-AGA-A02	Correct deficiency	Aerodrome operator	U	30-06-2021	Planned	Take urgent measures to correct deficiency		



# Actions by the State – Action plan submission

- Once all corrective actions are created in the system, as well as supporting files attached, the action plan should be submitted:
  - Select the deficiency
  - From the context menu or the menu under the button [Actions], click on item “**Submit the RO CAP**” or “**Submit the APIRG CAP**”
- Regional Office Committee to **validate** the plan, if acceptable



The screenshot displays the 'Deficiencies' section of the ICAO DAKAR system. It features a table with columns for Number, State, Reporting Area, Remarks, and Rationales. A dropdown menu is open for the first row (0001-DF-AIM, BURKINA FASO, AIM - N service), showing options to 'Submit the RO CAP', 'Notify RO CAP implementation', 'Submit the APIRG CAP', 'Notify APIRG CAP implementation', and 'Generate detailed report!'. Another context menu is visible for the 'Actions' button, showing similar options. The interface includes buttons for '+ New' and 'Details' at the top left, and 'Export XLS' and 'Actions' at the top right.

Number	State	Reporting Area	Remarks	Rationales
0001-DF-AIM	BURKINA FASO	AIM - N service	chapter 6, appendices 3,4,5,7	Financial



# Actions by the State – Action plan implementation

- After the **corrective action plan** has been **validated** by the ICAO Regional Office Committee, State should **implement** it and **submit** the evidences as follows:
- Update the implementation status of each corrective action
- Upload evidences as attachments to the deficiency

### Update corrective action

Action number 0001-DF-AIM-A01	Responsible body ANSP	Due date 20-11-2021	Status Action compl... ▼	Date completion 20-11-2021
----------------------------------	--------------------------	------------------------	-----------------------------	-------------------------------

#### Details

English   Français

Description  
Test corrective action

Select

Action planned

Action completed



# Actions by the State – Action plan implementation

- Notify the completion of the action plan implementation

- Select the deficiency
- From the context menu or the menu under the button [Actions], click on item “**Notify RO CAP implementation**” or “**Notify APIRG CAP implementation**”

- Regional Office Committee to **review evidences**, and close deficiency, if satisfactory

**Deficiencies**

+ New Details

Export XLS

Submit the RO CAP

✓ Notify RO CAP implementation

Submit the APIRG CAP

✓ Notify APIRG CAP implementation

Generate detailed report !

Search

Number ↑↓	State ↑↓	Reporting Area ↑↓	Reference ↑↓	Description ↑↓	Remarks	Priority ↑↓	Report Date ↑↓
0001-DF-AIM	BURKINA FASO	AIM - NOTAM service	Annex 15: chapter 6 PANS-AIM: chapter 6, appendices	Test deficiency	Test deficiency	U	26-10-2021



# Reporting to APIRG – Unresolved deficiencies

- When a deficiency confirmed by the ICAO Regional Office Committee was **not timely resolved**, through the normal process, it will be **reported** to **APIRG** for review.
- The status of the deficiency is marked as unresolved.
- The State is notified that the **deficiency is still unresolved** and should be **discussed** at the **APIRG meeting**.
- If APIRG endorses the deficiency, the State is notified and urged to submit action plan.



# Reporting to APIRG – Closed deficiencies

- If corrective actions are taken in time to resolve a deficiency, the case is closed and captured in the AANDD.
- The APIRG meeting is informed of the closed deficiencies.
- The monitoring process of a given deficiency ends after its closure has been reported to the APIRG meeting.



ICAO DAKAR UNITING AVIATION

NO COUNTRY  
LEFT BEHIND



ICAO

North American  
Central American  
and Caribbean  
(NACC) Office  
Mexico City

South American  
(SAM) Office  
Lima

ICAO  
Headquarters  
Montréal

Western and  
Central African  
(WACAF) Office  
Dakar

European and  
North Atlantic  
(EUR/NAT) Office  
Paris

Middle East  
(MID) Office  
Cairo

Eastern and  
Southern African  
(ESAF) Office  
Nairobi

Asia and Pacific  
(APAC) Sub-office  
Beijing

Asia and Pacific  
(APAC) Office  
Bangkok



THANK YOU