

## Twentieth Second Pan America — Regional Aviation Safety Team Meeting (PA-RAST/22)

### Provisional Summary of Discussions

<b>Date</b>	7 to 9 December 2015
<b>Location</b>	Long Beach, United States, Boeing Facilities
<b>Meeting Opening</b>	<p>The Meeting was attended by 17 participants from 4 States/Territories, and 5 International Organizations and industry. See <b>Appendix A</b>.</p> <p>Mr. Gerardo Hueto, Chief Aviation System Safety, Boeing, welcomed participants to the Meeting, and Mr. Eduardo Chacin, Regional Officer, Acting Deputy Regional Director, ICAO NACC Regional Office, and Secretary of the Meeting, extended appreciation to Boeing on behalf of the RASG-PA Secretariat for hosting the event.</p> <p>Messrs. Franklin Hoyer, Regional Director; and Oscar Quesada, Deputy Regional Director, both from the ICAO South American (SAM) Regional Office; and Mr. Andreas Meyer, Safety Management Officer, ICAO Headquarters, attended the meeting.</p> <p>Mr. Adriano Monteiro de Oliveira, Brazil, and Mr. Gabriel Acosta, IATA, acted as PA-RAST Co-Chairpersons of the Meeting, representing States/Territories and International Organizations and Industry respectively.</p>
<b>Discussion Items</b>	
<b>Agenda Item 1:</b>	<b>Approval of the Provisional Agenda</b>
	<p>1.1 The Co-Chairperson, International Organizations and Industry, presented WP/01 inviting the Meeting to approve the provisional agenda, which was approved.</p> <p>1.2 The Meeting agreed to hold breakout sessions of the Safety Enhancement Teams (SETs), in order to continue developing the Detailed Implementation Plans (DIPs) for Loss of Control – In Flight (LOC-I), Controlled Flight Into Terrain (CFIT), and Runway Excursion (RE).</p>
<b>Agenda Item 2:</b>	<b>PA-RAST Action Items</b>
	<p>2.1 The Meeting updated the status of the PA-RAST action items. See <b>Appendix B</b>.</p>

**Agenda Item 3:**

**Twelfth Information Analysis Team (IAT/12) Report**

3.1 The IAT/12 Meeting was held on 14 December 2015 at the same location and with the same participation of the PA-RAST/22 Meeting.

3.2 The appropriate non-disclosure agreements for Aviation Safety Information Analysis and Sharing (ASIAS) data were duly signed by RASG-PA Members attending the IAT and PA-RAST Meetings for the first time.

3.3 Boeing, as the IAT Rapporteur, informed that ASIAS database and IATA Flight Data eXchange (FDX) database were reviewed, seeking precursors in a predictive way for preventing RE, LOC-I, CFIT, and Mid Air Collision (MAC) events such as:

- Unstable Approach (UA)
- Loss of Control – In flight (LOC-I) indicators
- Terrain Avoidance Warning System (TAWS)
- Traffic Collision Avoidance System (TCAS)

3.4 The Rapporteur also informed that the ASIAS data from North American airlines have been compared with the IATA FDX data from Latin American airlines, all operating in the CAR and SAM Regions, and that they coincided on the identified “hot spots” as mentioned under 3.5.

3.5 The Rapporteur indicated the Meeting that the locations of concern in the CAR and SAM Regions, identified as “hot spots” by RASG-PA (six international airports and four areas in the airspace) continue to be the same.

3.6 The Rapporteur informed the Meeting that no emerging regional trend was identified by the IAT.

3.7 The Meeting was informed that RASG-PA representatives met in closed sessions, particularly with the Civil Aviation Authorities that attended the Fourteenth Meeting of Civil Aviation Authorities of the SAM Region (RAAC/14) in Santiago, Chile, from 27 to 30 October 2015, to share proactive safety information on Flight Operations Quality Assurance (FOQA) collected by ASIAS and IATA FDX in their States, and to offer RASG-PA assistance, through monitoring or visits of a RASG-PA Tactical Go-Team as required. The Meeting was informed that the States that attended the sessions considered them very valuable. It was agreed by the Meeting that this methodology would be key for promoting RASG-PA and for encouraging States to participate in the activities and to adopt RASG-PA Safety Enhancement Initiatives (SEIs), as applicable.

**Agenda Item 4:**

**Safety Enhancement Team (SET) 1 — *Loss Of Control-Inflight (LOC-I) Detailed Implementation Plan (DIP)***

4.1 United States, as Rapporteur of SET 1, presented the progress of the DIPs as follows:

- Safety Enhancement (SE) 192: IATA/ALTA has completed a world-wide service bulletin implementation status survey. The response rate is 30%. Only one respondent in the Panamerican region has not implemented an Original Equipment Manufacturer (OEM) Alert Service Bulletin. Additional information will be provided at the next PA-RAST.
  
- SE 196 – 199:
  - a. The Team formed a group to identify and evaluate existing guidance material;
  - b. the Team will catalogue the material and cross-referenced the DIP training scenarios (an interactive set of guidance/DIP material); and
  - c. another team will prepare two surveys:
    - i. States:
      - 1. Certification of flight safety training devices
      - 2. Approval of flight crew training programmes
    - ii. Operators:
      - 1. Training scenarios
      - 2. Enhanced crew resource management

4.2 **Appendix C** shows the SET 1 presentation provided to the Meeting.

4.3 IATA informed that it will launch a survey to assess the use of available terrain awareness technologies and how frequently the software/database used is updated. This survey includes 14 mandatory questions, available at the following link: <https://www.surveymonkey.com/r/L5M8YM8>

**Agenda Item 5:**

**Safety Enhancement Team (SET) 2 — *Controlled Flight Into Terrain (CFIT) Detailed Implementation Plan (DIP)***

5.1 IATA, as Rapporteur of SET 2, informed the Meeting that the coordination is ongoing with SET 1 to schedule the CFIT and LOC-I seminars.

**Agenda Item 6:**

**Safety Enhancement Team (SET) 3 — *Runway Excursion (RE) Detailed Implementation Plan (DIP)***

6.1 ALTA, as Rapporteur of SET 3 presented the four DIPs as follows:

1. RASG-PA/RE/215 – 216 – Landing Training for Flight Crews.
2. RASG-PA/RE/217 – Airline Operations and Training – Take-off Procedures and Training.
3. RASG-PA/RE/218 – Implementation of on-board technologies.
4. RASG-PA/RE/219 – Air Traffic Service Provider Training to Prevent Runway Excursions.

6.2 The Meeting agreed to present the DIPs to the ESC/25 Meeting for consideration. See **Appendix D**.

**Agenda Item 7: PA-RAST/22 Meeting Actions Items (AI)**

7.1 The Meeting reviewed the PA-RAST/22 Meeting AIs. No new AIs were added to the list.

**Agenda Item 8: PA-RAST/23 Meeting**

8.1 The Meeting was informed that the PA-RAST/23 Meeting will be held in Sao Jose Dos Campos, Brazil, from 1 to 3 March 2016, hosted by Embraer.

**Agenda Item 9: Other Business**

9.1 ICAO Headquarters provided a progress report on airport surface wind models for the analysis of tailwind landings and sought input from RASG-PA on the definition of categorization for wind speed. The comments of RASG-PA are taken on board and will be reflected in further refinement of the models. It is anticipated that the wind models will be made available to RASG-PA in the first quarter of 2016.

9.2 Furthermore, ICAO introduced the “Collision Risk Assessment and Communication Coverage Analysis”, which is currently in use in the Africa-Indian Ocean (AFI) Region and offered its expertise participation in the MAC SET Team to include these concepts in the Pan American Region.

9.3 ICAO also asked RASG-PA to participate in a small working group for further development of nominal descent path analysis, as presented at the meeting. Visit: <https://flightaware.com/adsb/coverage>

9.4 Boeing provided a presentation to the Meeting on “Fatality Risk Overview.” The fatality risk measure, as used in many of the charts for aviation safety, is a measure of the relative or absolute chance of perishing while onboard a randomly chosen flight in the aviation system. There are several different ways in which fatality risk can be measured. CAST and RASG-PA adopted the method advocated by Arnie Barnett – Massachusetts Institute of Technology professor. See **Appendix E**.

9.5 A presentation from ICAO Headquarters regarding “Nominal Descent Path Analysis”, and another from Boeing regarding “Fatality Risk Overview”, were provided both under Other Business.

## APPENDIX A

## LIST OF PARTICIPANTS

Brazil		
<b>Adriano Monteiro de Oliveira</b> Technical Manager	ANAC	Tel. +55 11 3636 8661 E-mail Adriano.Monteiro@anac.gov.br
Chile		
<b>Lorenzo Sepúlveda</b> Director, Departamento Seguridad Operacional	Dirección General de Aeronáutica Civil	Tel. + 562 439 2498 E-mail lsepulveda@dgac.cl
Costa Rica		
<b>Gianella Baltodano Andujo</b> Subdirectora General	DGAC	Tel. +506- 2290-0090 E-mail gbaltodano@dgac.go.cr
<b>Frazier Rodríguez Muñoz</b> Coordinador de Seguridad Operacional SSP/SMS	DGAC	Tel. +506 2242 8000 Ext. 230 E-mail frodriguez@dgac.go.cr
United Kingdom		
<b>Bruce D'Ancey</b> Policy Specialist – Flight Operations	Air Safety Support International (ASSI)	Tel. + 1 44 (0)1293 897034 E-mail bruce.d'ancey@airsafety.aero
United States		
<b>Warren Randolph</b> Manager - Integrated Safety Team and Program Management	FAA Aviation Safety (AVS)	Tel. +1 202 267 9207 E-mail warren.randolph@faa.gov
<b>Kathryn Fraser</b> Operations Research Analyst	FAA CAST	Tel. + 1 202 267 3715 E-mail kathryn.fraser@faa.gov
ALTA		
<b>Santiago Saltos</b> Industry Affairs Director	ALTA	Tel. +1 305 790 0507 E-mail ssaltos@alta.aero
Boeing		
<b>Gerardo Hueto</b> Chief Aviation System Safety	Boeing	Tel. +1 425 237 3129 E-mail gerardo.m.hueto@boeing.com
<b>Gunter Ertel</b> Accident Prevention Engineer	Boeing	Tel. +1 425 418 9647 E-mail
<b>Rob Noges</b> Aviation System Safety Risk Analysis	Boeing	Tel. +1 425 237 3068 E-mail robert.j.noges@boeing.com

<b>Kristopher Pittrof</b> Business Operations Specialist	Boeing	Tel. +1 425 418 9647 E-mail kristopher.j.pittrof@boeing.com
<b>IATA</b>		
<b>Gabriel Acosta</b> Safety & Flight Operation Assistant Director	IATA	Tel. +1 305 607 3180 E-mail acostag@iata.org
<b>IFALPA</b>		
<b>Diana Martinez</b> RVP CAR/SAM/North IFALPA	IFALPA	Tel. + 52 55 2109 8865 E-mail dmartinez@acdac.org
<b>ICAO</b>		
<b>Franklin Hoyer</b> Regional Director	South American Office (SAM)	Tel. +1 511 611 8686 E-mail icaosam@icao.int
<b>Oscar Quesada Carboni</b> Deputy Regional Director	South American Office (SAM)	Tel. +1 511 611 8686 E-mail oquesada@icao.int
<b>Eduardo Chacín</b> A/Deputy Regional Director	North American, Central American and Caribbean Office	Tel. + 52 55 5250 3211 E-mail echacin@icao.int
<b>Andreas Mayer</b> Safety Management Officer	ICAO Headquarters	Tel. + 514-954-8219 E-mail AMeyer@icao.int

-----

## APPENDIX B

## PA-RAST VALID ACTIONS ITEMS (AI)

Action Item #	Description	Action Owner	Remarks	Status
PA-RAST/15/A14	<p>Include LHDs in the work of SET 4 that will deal with MAC.</p> <p>Agenda Item 15</p>	SET 4	<ul style="list-style-type: none"> <li>SET 4 will be formed after SET 1 and SET 2 develop their respective DIPs</li> <li>PA-RAST/19: delayed due to lack of human resources to accomplish the task</li> </ul>	Valid
PA-RAST/16/A2	<p>Include Portuguese language tab in the ACI-LAC website.</p> <p>Agenda Item 13.3</p>	ACI-LAC	<ul style="list-style-type: none"> <li>ACI-LAC to inform its status</li> </ul>	Valid
PA-RAST/17/A1	<p>Boeing to provide crew members and flight simulator use to assist ALTA in simulator video.</p> <p>Agenda Item 4</p>	Boeing	<ul style="list-style-type: none"> <li>Reply from Boeing is pending</li> </ul>	Valid
PA-RAST/19/A1	<p>Programme session with the assistance of a facilitator between pilots and air traffic controllers, in order to discuss the simulated flight execution presented in the RASG-PA Runway Excursion (RE) Prevention Video RREP.V.</p> <p>Agenda Item 4</p>	ALTA	<ul style="list-style-type: none"> <li>The Secretariat will coordinate the activity under the RASG-PA Aviation Safety Training Team (ASTT) programme</li> <li>Seminar to be held at the ICAO NACC RO, sponsored by Mexico, SENEAM, ALTA, IFALPA, CPAM, etc.</li> </ul>	Valid
PA-RAST/20/A1	<p>Conduct LOC-I workshops, initially with one State (Chile) and two operators (LATAM and Sky Airways).</p> <p>Agenda Item 4</p>	IATA	<ul style="list-style-type: none"> <li>In preparation for the Workshop set up a teleconference with Chile, IATA LATAM and Sky Airways to introduce the team, the LOC-I DIPS and a possible workshop date(s)</li> </ul>	Valid



# Loss of Control – Inflight (LOC-I) Safety Enhancement Team (SET)

## Status Report

**Prepared by:** Warren Randolph

**Presented to:** RASG-PA/ESC/25

**Date:** December 10, 2015



# SET Process

1. Review and analysis of accident risk
2. Review of applicable safety enhancements
3. Start preparing DIPs
4. Review DIPs with PA-RAST
5. Present DIPs to ESC for information

---

6. Coordinate DIP Implementation at PA-RAST

---

7. Monitor progress

C  
o  
m  
p  
l  
e  
t  
e  
d

T  
o  
d  
a  
y

P  
l  
a  
n  
n  
e  
d



# The LOC-I SET TEAM

## Team members include:

- IATA\*
- ALTA
- CAST/FAA
- IFALPA
- UK/CAA
- Brazil/ANAC

\*Champion



# LOC-I Design DIP Work Timeline



DIP 192 Low Airspeed Alerting



6 months

**Output 1:** IATA/ALTA will identify availability of manufacturer service bulletins by fleet

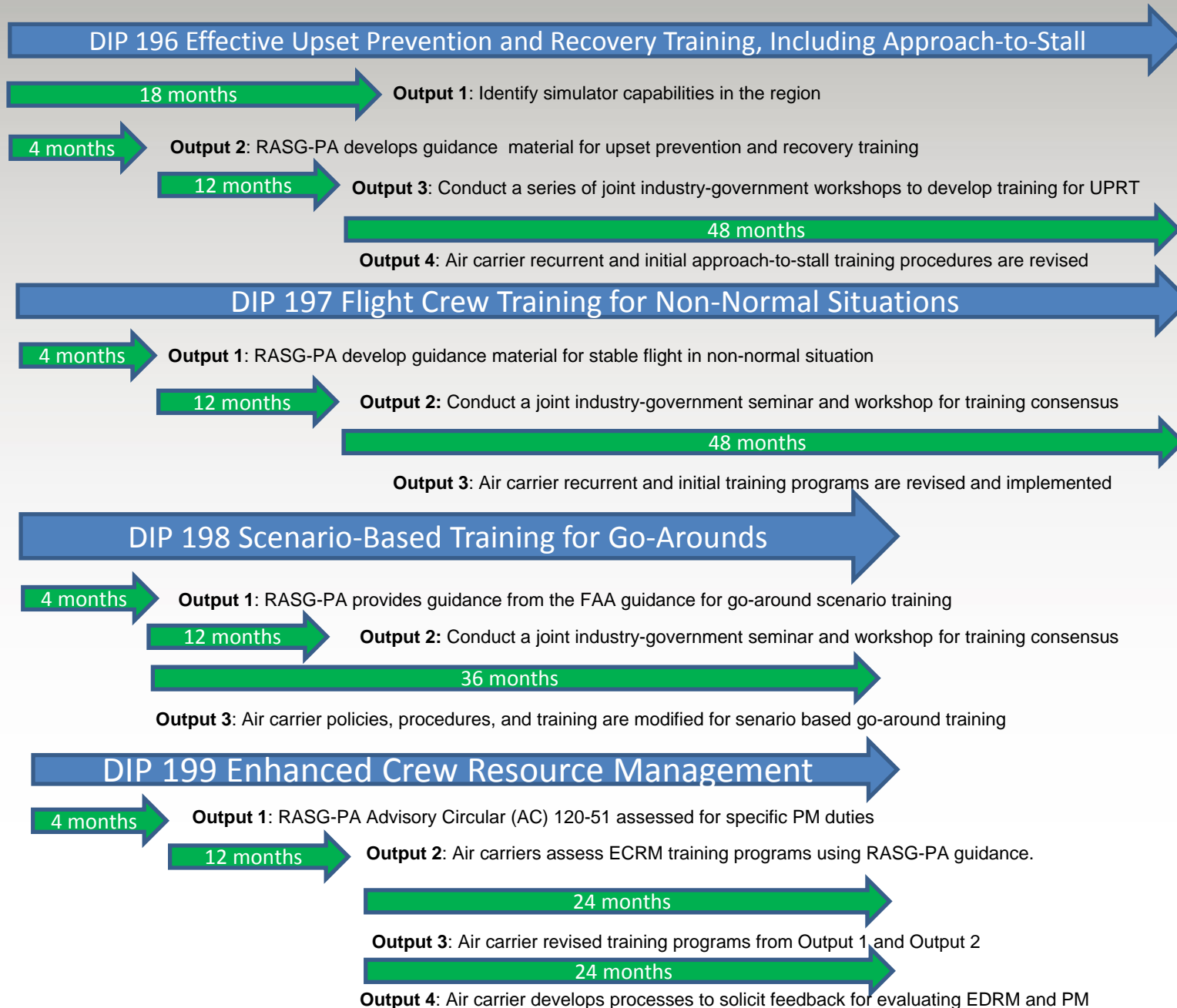


30 months

**Output 2:** Air carriers implement existing manufacturer service bulletins, installing low airspeed alerting functionality in their existing airplanes (as practical and feasible)



# Combined Training DIP 196-199 Timeline





**Thank You!**  
**Gracias!**  
**Obrigado!**



# Backup Information



## **Safety Enhancement SE 192 Design – Low Airspeed Alerting Implementation Status**

- Output 1: IATA/ALTA will identify availability of manufacturer service bulletins by fleet
  - IATA has administered a world-wide survey to determine which member airlines have implemented the Alert Service Bulletin (insert bulletin #)
  - Currently analyzing the results of the survey responses
    - World-wide response rate of 30%
    - RASG-PA region response rate higher than the world-wide response rate
    - One operator in the PA Region has not implemented the Alert SB
- Suggested next-step: ICAO offices will send a State Letter with a RASG-PA Safety Advisory (RSA) recommending to conduct a risk analysis for the implementation of the Alert SB



# Safety Enhancement SE 196

## Training - Effective Upset Prevention and Recovery Training, Including Approach-to-Stall

- Output 1: Identify simulator capabilities in the region
  - Drafting a survey to determine if States:
    - certify flight simulation training devices
    - approve flight training programs
- Output 2: RASG-PA develops guidance material for upset prevention and recovery training
  - A guidance material working group has been formed
  - An [online repository](#) has been established
  - The working group is in the process of collecting and evaluating existing UPRT guidance material
  - Relevant material will be uploaded to the online repository
  - Ultimately, the existing guidance material will be cross-referenced with the training scenarios in the DIP



## **Safety Enhancement SE 196**

### **Training - Effective Upset Prevention and Recovery Training, Including Approach-to-Stall (cont'd)**

- Output 3: Conduct a series of joint industry-government workshops to develop training for UPRT
  - Drafting a survey for air carriers in the region
    - Baseline UPRT, including approach-to-stall, training scenarios
    - Web-enabled
  - Developing an introduction to the survey
    - Intended audience (training departments – not safety departments)
    - Qualifications of the respondents



## Safety Enhancement SE 197

### Training - Policy and Training for Non-normal Situations

- Output 1: RASG-PA develop guidance material for stable flight in non-normal situation
  - A guidance material working group has been formed
  - An [online repository](#) has been established
  - The working group is in the process of collecting and evaluating existing policy and training guidance material for non-normal situations.
  - Relevant material will be uploaded to the online repository
  - Ultimately, the existing guidance material will be cross-referenced with the training scenarios in the DIP
- Output 2: Conduct a joint industry-government seminar and workshop for training consensus
  - Drafting a survey for air carriers in the region
    - Baseline non-normal situation training scenarios
    - Web-enabled
  - Developing an introduction to the survey
    - Intended audience (training departments – not safety departments)
    - Qualifications of the respondents



# Safety Enhancement SE 198

## Training – Scenario-Based Training for Go-Around Maneuvers

- Output 1: RASG-PA develop guidance material for go-around training scenarios
  - A guidance material working group has been formed
  - An [online repository](#) has been established
  - The working group is in the process of collecting and evaluating existing policy and training guidance material for go-around training.
  - Relevant material will be uploaded to the online repository
  - Ultimately, the existing guidance material will be cross-referenced with the training scenarios in the DIP
- Output 2: Conduct a joint industry-government seminar and workshop for training consensus
  - Drafting a survey for air carriers in the region
    - Baseline go-around training scenarios
    - Web-enabled
  - Developing an introduction to the survey
    - Intended audience (training departments – not safety departments)
    - Qualifications of the respondents



## Safety Enhancement SE 199

### Training - Enhanced Crew Resource Management Training

- Output 1: FAA Advisory Circular (AC) 120-51 assessed for specific PM duties
  - A group will be formed to assess FAA AC 120-51 (and other relevant material) to place specific emphasis on the duties and responsibilities of the pilot monitoring
  - The group will include pilot monitoring concepts into the air carrier survey (ref SE 197 & 198; Output 2)
  - The group will draft and disseminate guidance ECRM guidance material
- Output 2: Air carriers assess ECRM training programs using RASG-PA guidance.
  - IATA and ALTA have agreed to disseminate RASG-PA ECRM guidance once developed and approved by RASG-PA ESC.



# Draft Airline Survey Questionnaire Screen Shot

Area	question	no/yes/question is unclear	Comments
	i. approach-to-stall with the autopilot engaged (including autothrottles disengaged, inoperative or not installed), with emphasis on the effect of autopilot trim/auto-trim and combinations of autoflight modes that can lead to low energy state (e.g., use of vertical speed modes in climb near the airplane's performance ceiling)		
	ii. a demonstration of recognition and recovery from initial improper response to approach-to-stall		
	iii. high-altitude approach-to-stall (service ceiling for the weight) to include recognition of low and high speed buffet, performance capabilities of the engines and flight control sensitivity		
	iv. low-altitude approach-to-stall (terrain critical) and recovery with ground proximity warning system (GWPS) alerts		
a. Approach-to-stall (i.e., up to warning activation) scenarios:	v. Indication failures (i.e., speed, altitude failures/malfunctions)		
	i. The key concept that reduction of angle of attack is the most important response when confronted with a stall event. The training should emphasize treating an approach to stall the same as a full stall, executing the stall recovery at the first indication of the stall and emphasizing that reduction of angle of attack is the most important response.		
	ii. Evaluation criteria for a recovery from a stall or approach-to-stall that does not mandate a predetermined value for altitude loss and should consider the multitude of external and internal variables which affect the recovery altitude.		

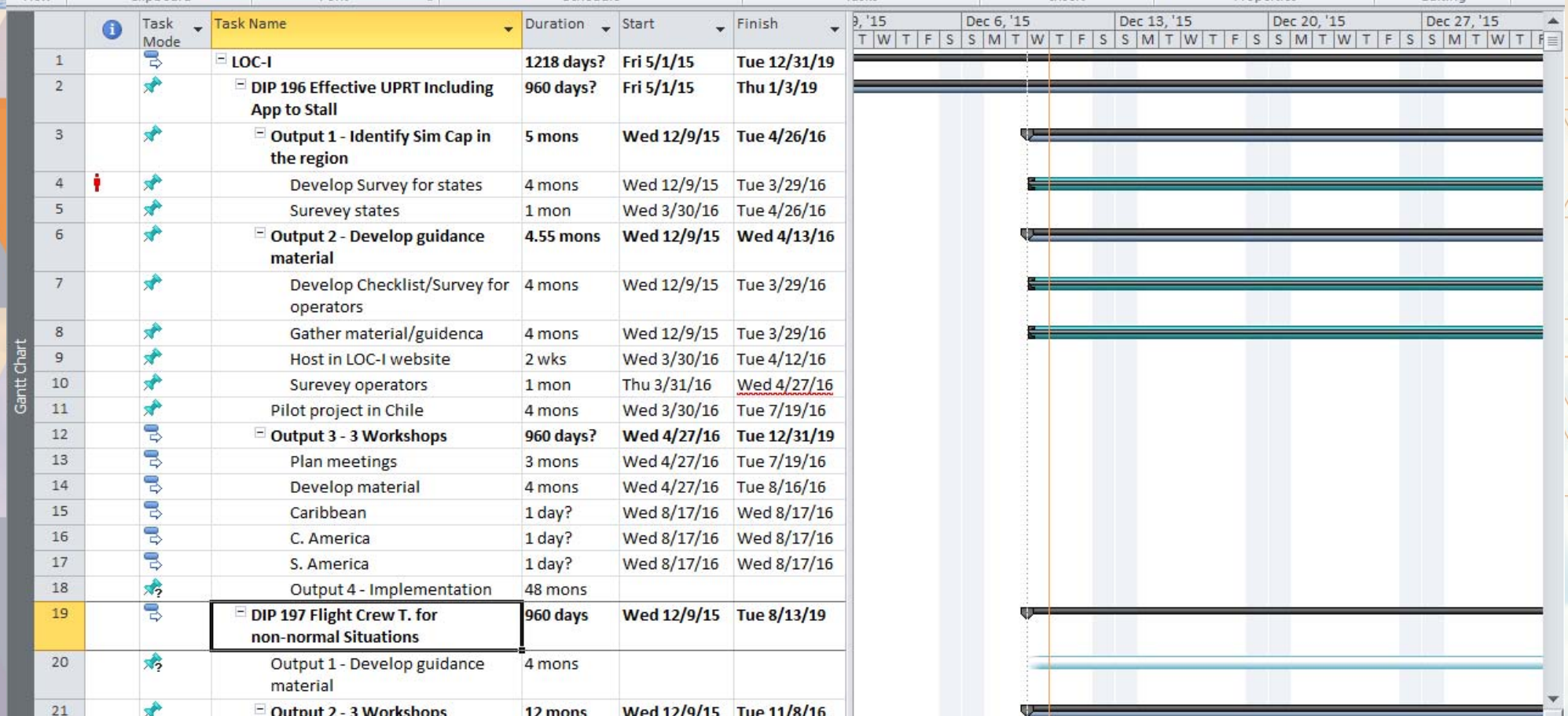


# State Survey Topics

- Two topics for the State Survey
  - Certification of Flight Simulator Training Devices
    - Aerodynamics Evaluation
    - Instructor Operating System Evaluation
    - Statement of Compliance (SOC) requirements
    - Acceptance of foreign certificates
  - Approval of Operator Flight Training Programs
    - Process for evaluating and approving training program (regulations)
    - Criteria/standards used to evaluate proposed training programs
    - Process for reviewing and approving changes to existing training programs
    - Evidence required to support requested changes to training programs.
- Are the training devices appropriate/capable for the proper execution the approved training programs?



# LOC-I SET MS Project Screen Shot





# Runway Excursion (RE) Safety Enhancement Team (SET)

## Runway Excursion SE Presentation

**Prepared by:** RE SET

**Presented to:** RASG-PA ESC 25

**Date:** 12-10/11, 2015



## RASG-PA 2020 Objective

**Using 2010 as a baseline, reduce fatality risk of Part 121 equivalent operations by 50% by the year 2020 in Latin America and the Caribbean**



# The RE SET TEAM

Team members include:

- IATA
- ALTA \*
- FAA
- CAST
- ICAO
- Embraer
- Boeing
- Airbus
- Costa Rica DGAC

\*Champion- ALTA: Capt. Augusto Herrera and Juan Sarmiento



# SET Process

1. Review and analysis of accident risk
2. Review of applicable safety enhancements
3. Start preparing DIPs
4. Review DIPs with PA-RAST

---

5. Present DIPs to ESC for Approval

---

6. Coordinate DIP Implementation at PA-RAST
7. Monitor progress

C  
o  
m  
p  
l  
e  
t  
e  
d

T  
o  
d  
a  
y

P  
l  
a  
n  
n  
e  
d



## 5. Present DIPs to ESC for Approval

# Landing Excursion Mitigation

Overall Awareness of RE Landing RISK in Policies and Procedures  
(Regulators, Air Traffic Control, Airports, Operators, Manufacturers)

Landing Distance Assessment

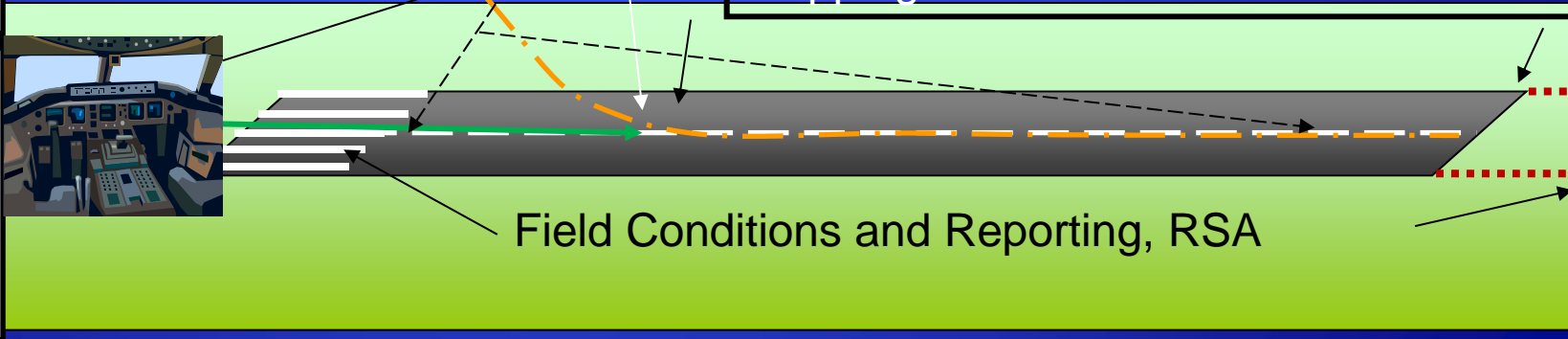
Enhance approach and landing stability, flare and touchdown: ATC and Crew Training

Timely and accurate field condition reports (winds and runway surface conditions) & ATC tailwind limits

Long Landing Awareness

Crews knowledge and use of airplane stopping devices

**Airplane systems** that enhance the flight crews ability to land and stop the airplane: (e.g., unstabilized approach alerts, flare guidance, deceleration guidance, and features that enhance the crews situational awareness of the airplanes position on the runway; Systems that quantify braking performance on slippery runways.



Field Conditions and Reporting, RSA

# Takeoff Excursion Mitigation

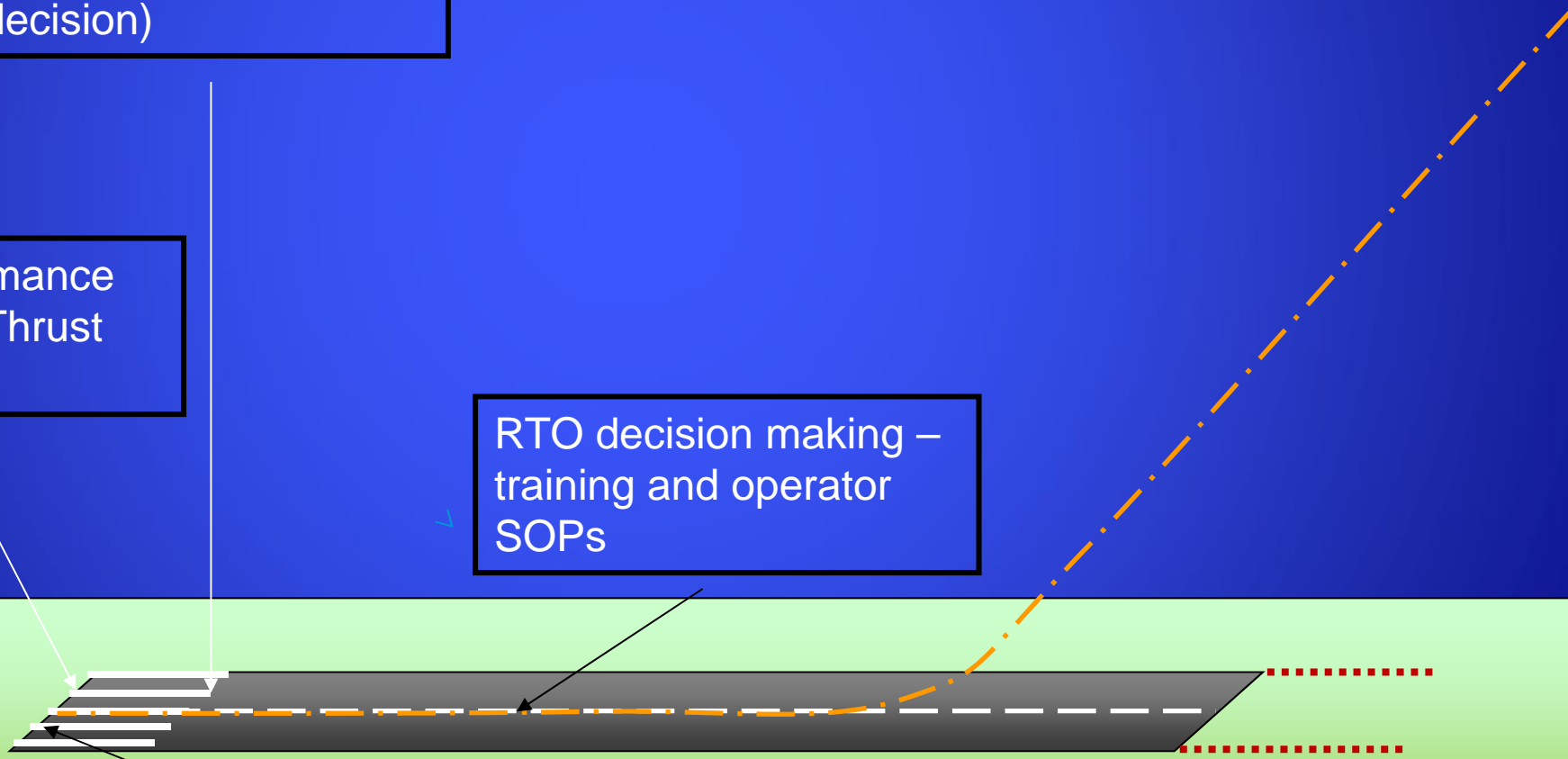
Overall Awareness of RE Takeoff RISK in Policies and Procedures  
(Air Traffic Control, Operators)

Timely and accurate  
wind and runway  
information (takeoff  
decision)

Takeoff Performance  
Planning and Thrust  
Setting

RTO decision making –  
training and operator  
SOPs

Field Conditions and Reporting, RSA





## Safety Enhancement SE 215/216

### Training - Landing

To reduce runway excursion accidents, pilots should conduct landing distance assessments when applicable and air carriers should define, publish, and train proper techniques for stabilized approach, flare, touchdown, and use of available airplane stopping devices for the following scenarios:

- Landing with reduced or minimal landing distance margin resulting from one or more of:
  - Wet or contaminated conditions
  - Tailwind, including gusts
  - Runway closures that reduce available landing distance
- Landing with conditions conducive to directional control issues, resulting from one or more of:
  - Crosswind, including gusts
  - System failures (thrust, brakes, nose gearing steering, etc.) or Minimum Equipment List (MEL) conditions that results in directional asymmetries



## **Safety Enhancement SE 217**

### **Training – Takeoff Performance & RTO Decision**

To reduce runway excursion accidents, air carriers should conduct the following :

- Develop standard operating procedures and conduct training to ensure the accuracy and entry of takeoff performance data
- Define and update standardize procedures and training for the rejected takeoff (RTO) decision.



## **Safety Enhancement SE 218**

### **Design - Implementation of Technologies to Reduce/Prevent Landing Overruns**

To reduce landing overrun accidents operators should implement on-board technologies to reduce or prevent landing overruns on new and existing airplane designs, as applicable and feasible, through purchase on new airplanes and retrofit on existing transport category airplanes.

- Examples runway overrun prevention systems that meet the intent of this safety enhancement include systems from the following manufacturers
  - Airbus Runway Overrun Protection System (ROPS)
  - Boeing Runway Situation Awareness Tools (RSAT)
  - Embraer
  - Honeywell SmartLanding system



## **Safety Enhancement SE 219 Training – Air Traffic Service (ATS)**

To reduce the risk of runway excursion accidents, air traffic service (ATS) providers in the Pan America (PA) region should develop and implement training for air traffic controllers on the factors that contribute to the risk of runway excursions, including the following conditions and factors:

- Adverse winds effects
- Runway surface conditions
- Unstable approach factors

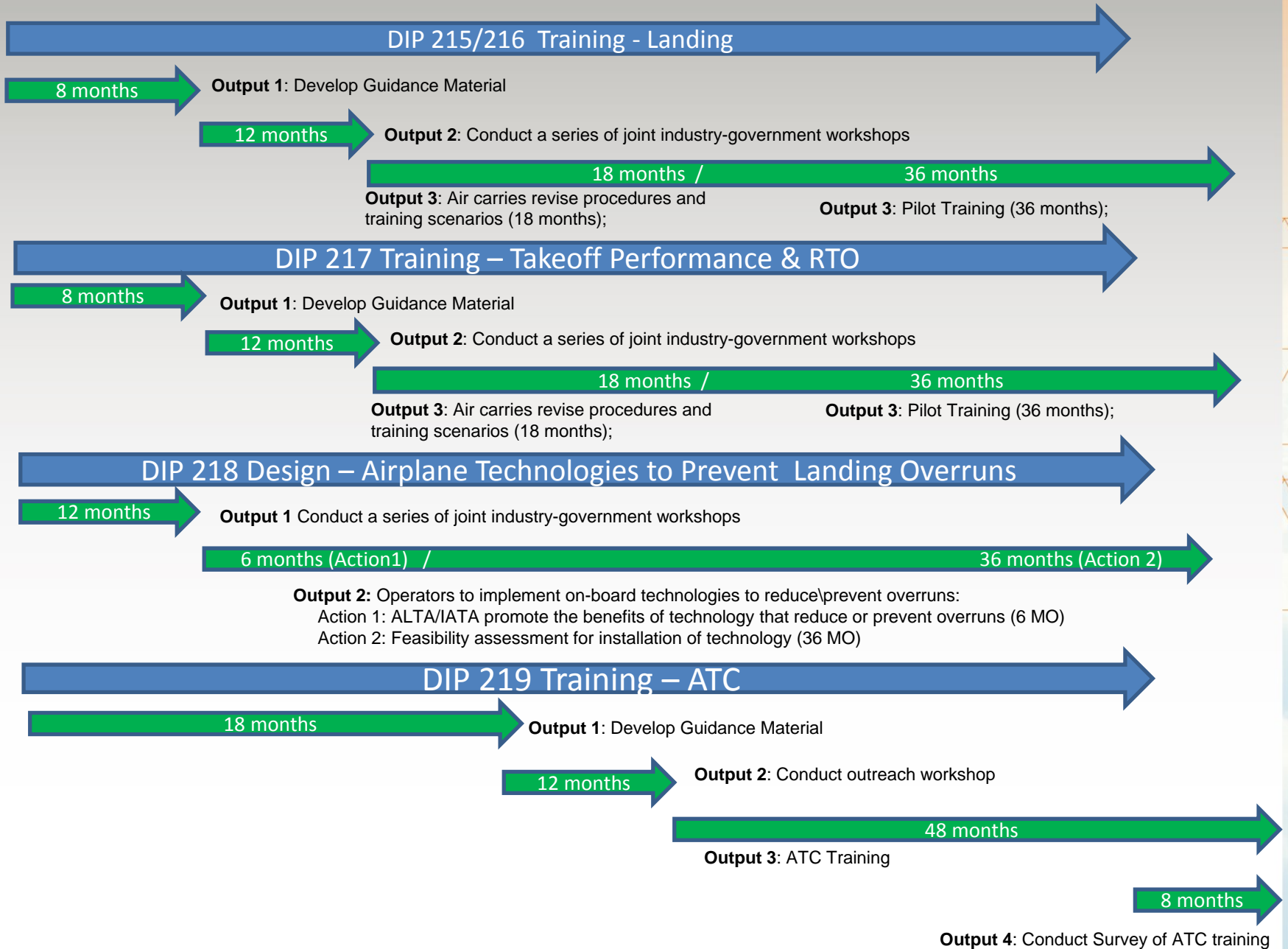


# RE DIP Work Timelines



# RE DIPs - Work Timelines

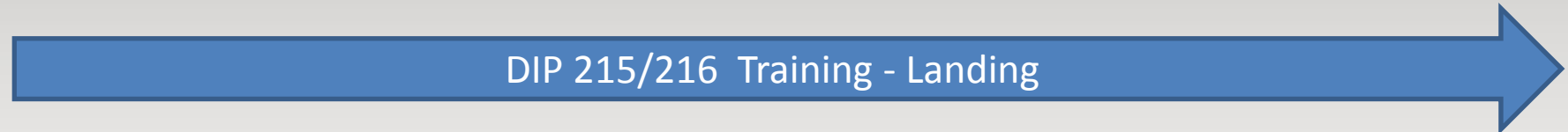
RE DIPs Timelines





## RE DIPs - Work Timelines

RE DIPs Timelines



**Output 1:** Develop Guidance Material



**Output 2:** Conduct a series of joint industry-government workshops



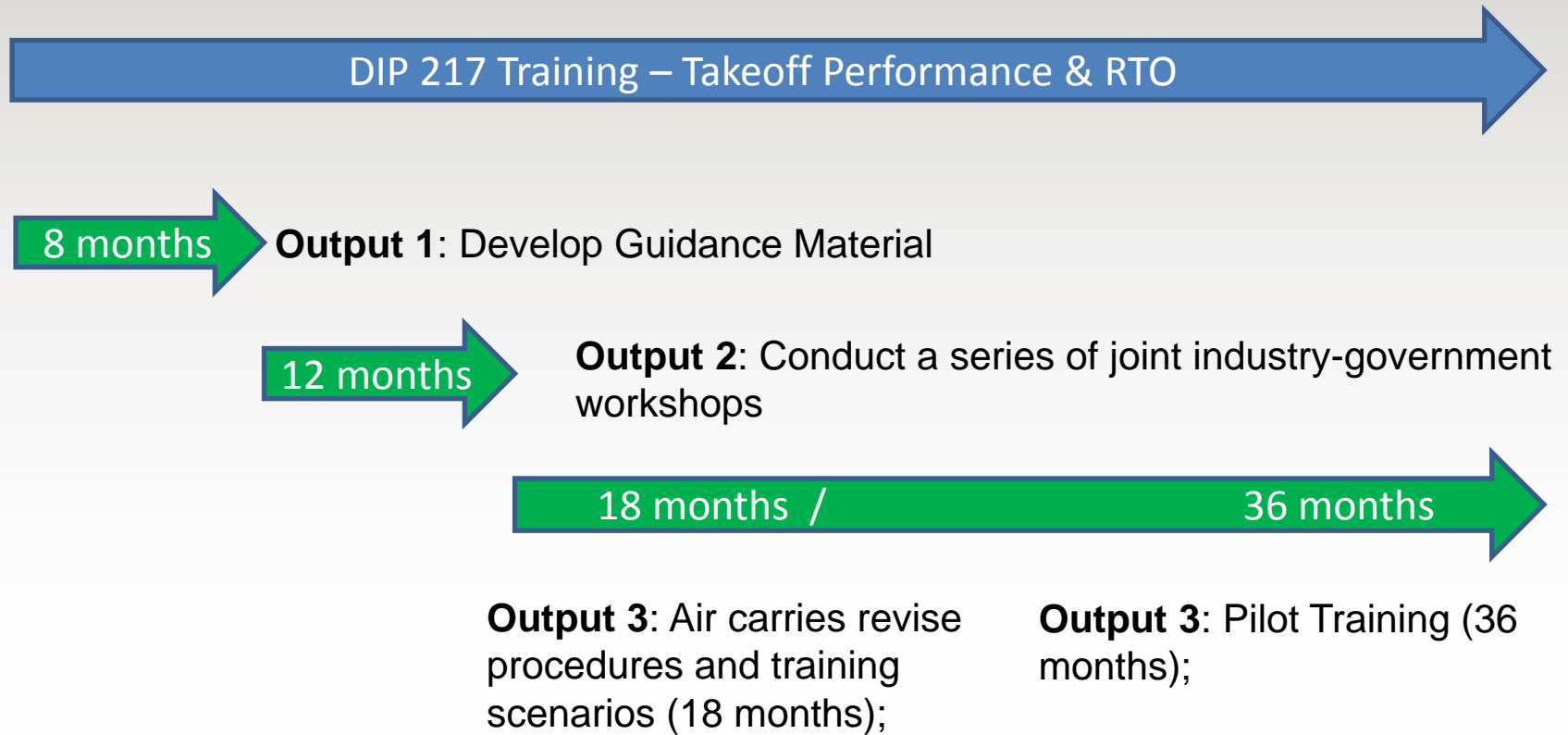
**Output 3:** Air carries revise procedures and training scenarios (18 months)

**Output 3:** Pilot Training (36 months);



## RE DIPs - Work Timelines

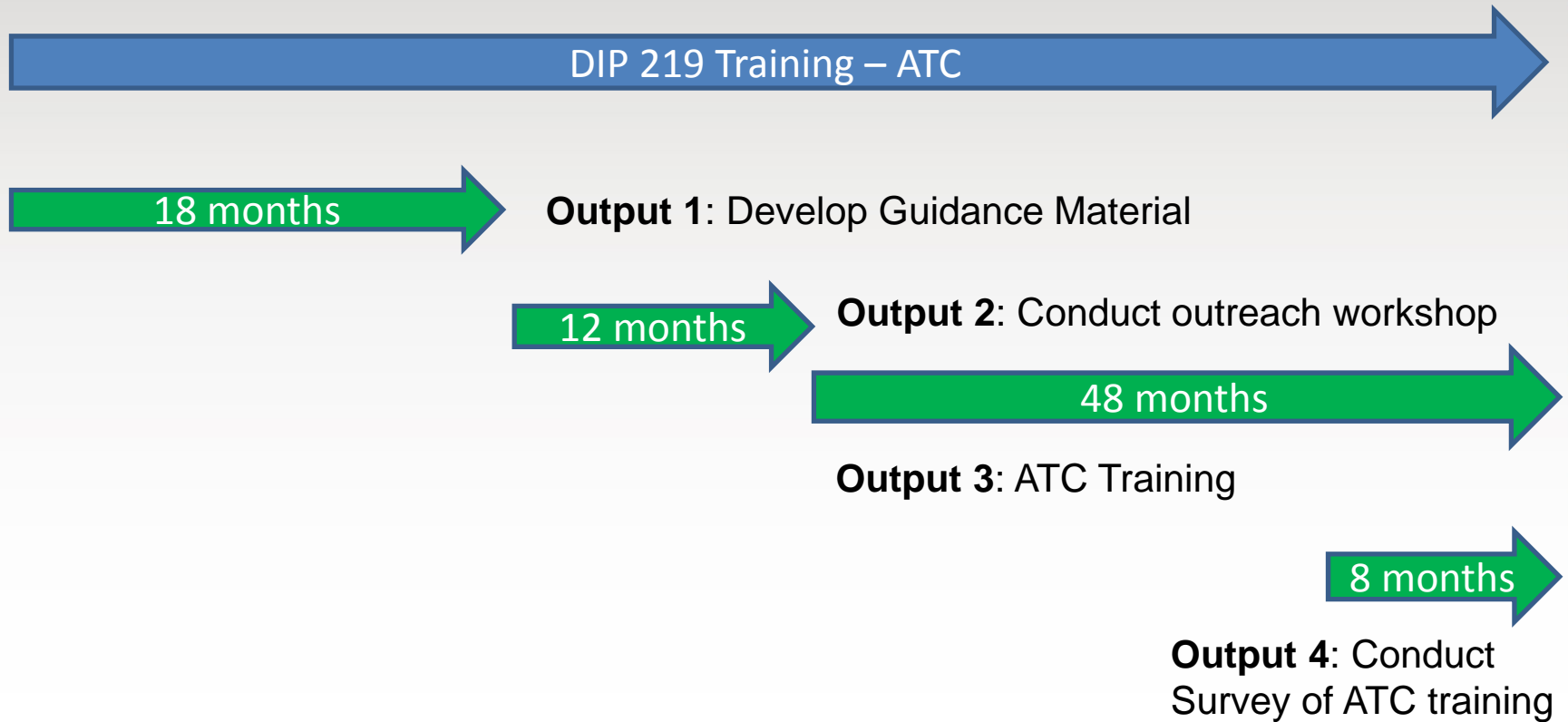
RE DIPs Timelines





## RE DIPs - Work Timelines

RE DIPs Timelines





# Future work – RE SET:

5. Develop Guidance Material
6. Support Development of Workshop Presentations
7. Monitor progress of SE Implementation



**Thank You!**  
**Gracias!**  
**Obrigado!**


## Appendix E

# Fatality Risk Overview



## What is Fatality Risk?

Fatality risk is a measure of a person's (passenger or crew) chance of perishing in an accident on a randomly chosen flight.

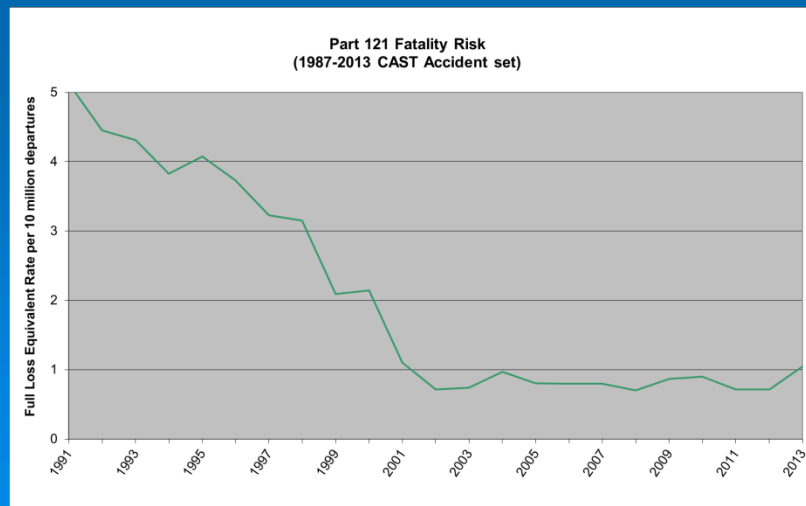


# Fatality Risk Can be Shown as Pareto or as a Defined Rate

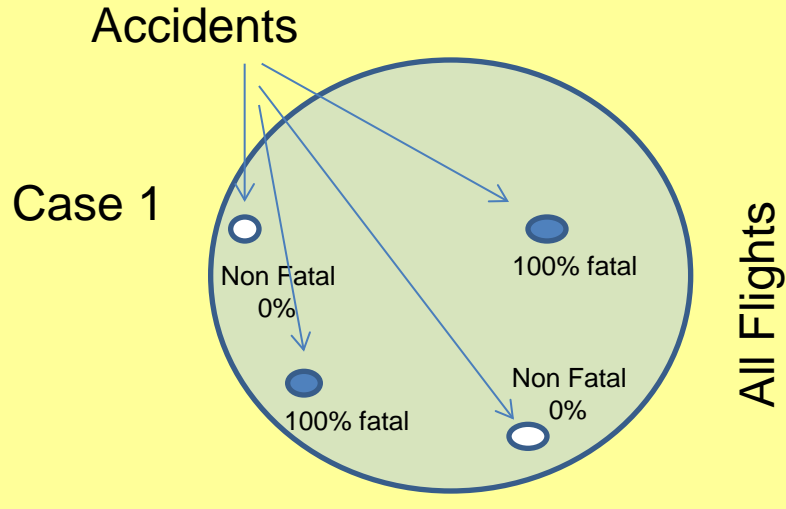
A fatality risk accident pareto is used to show the historic distribution of accident types that contributed to the overall fatality risk.



## Defined Rate

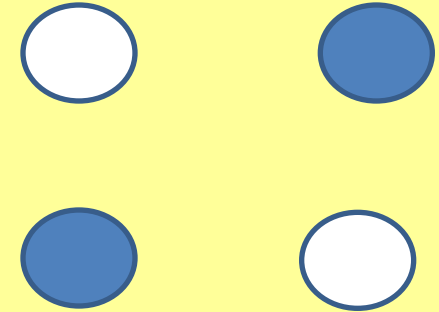


# Calculating Historical Fatality Risk

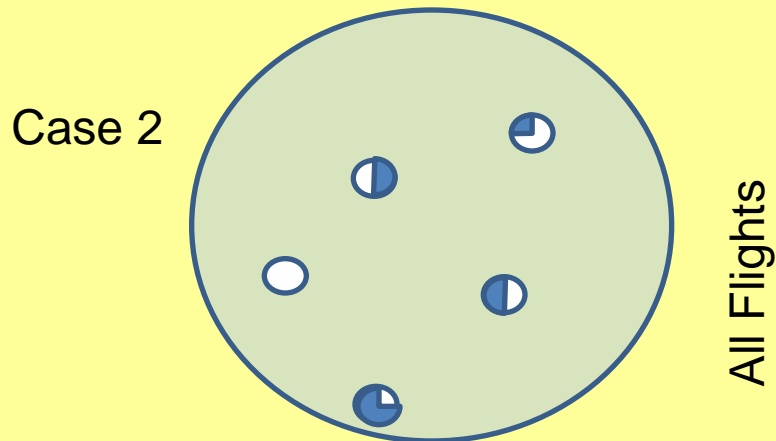


Accidents

Four Accidents - Blue is portion onboard that perish

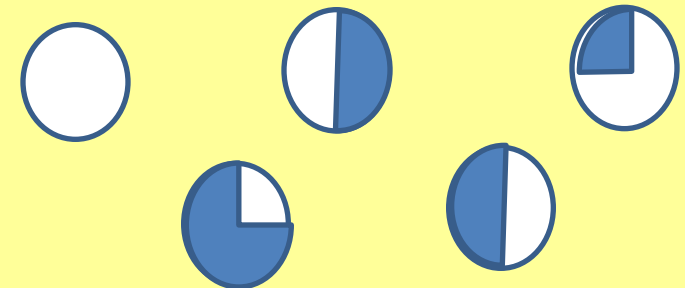


Expectation of perishing on a randomly chosen flight =  $2 / \text{total number of flights}$



Accidents

Five Accidents - Blue is portion onboard that perish



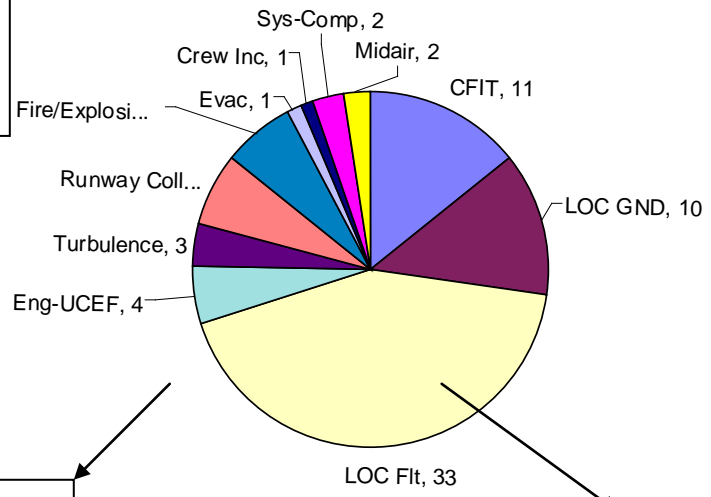
Expectation of perishing on a randomly chosen flight =  $2 / \text{total number of flights}$

Compare Case 1 & Case 2

Chance of perishing on a randomly chosen flight is the same for Case 1 & Case 2  
 =  $2 / \text{total number of flights}$

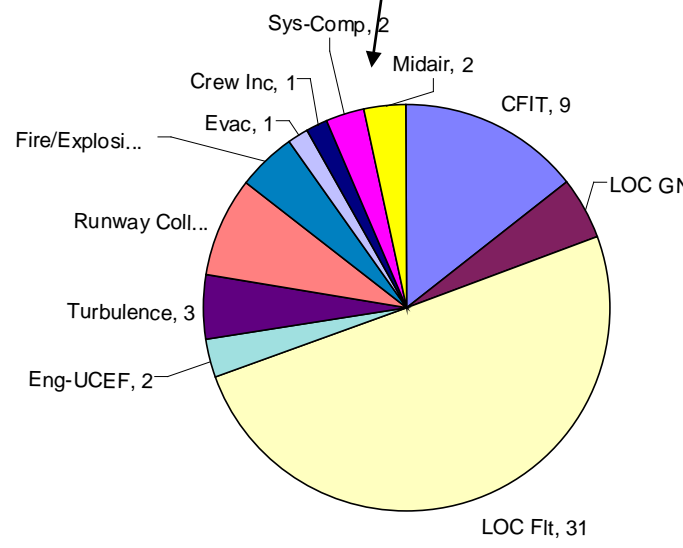
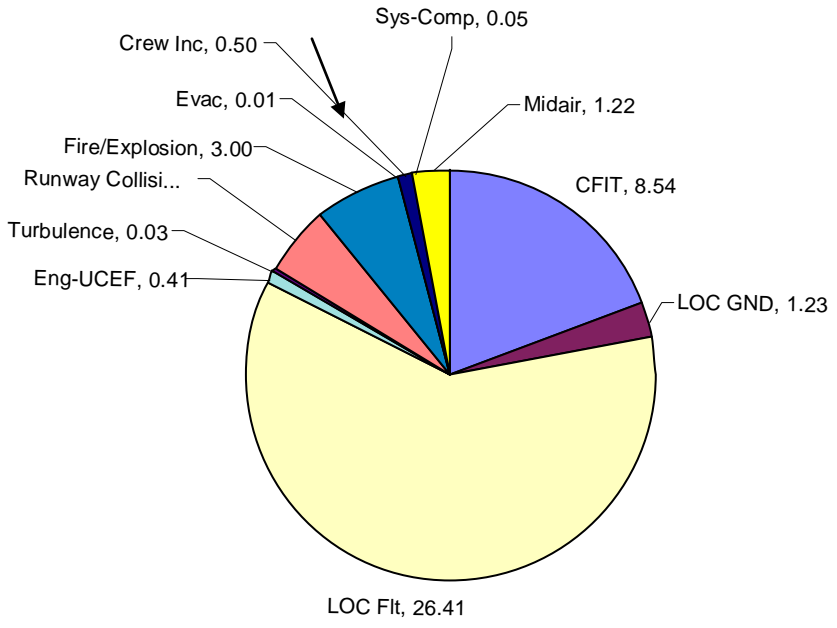
$$\text{Fatality Risk Rate} = \frac{\sum (\text{portions of onboard people that perish in accidents})}{\sum \text{All Flights}}$$

**1987-2000 Part 121 Hull Loss  
And/or Fatal Accidents (77  
Accidents)  
(~118 E6 Departures 1987-2000)**



**Fatality risk:** The number of full airplane fatality equivalents occurring in accident period (43.9 full airplane equivalents)

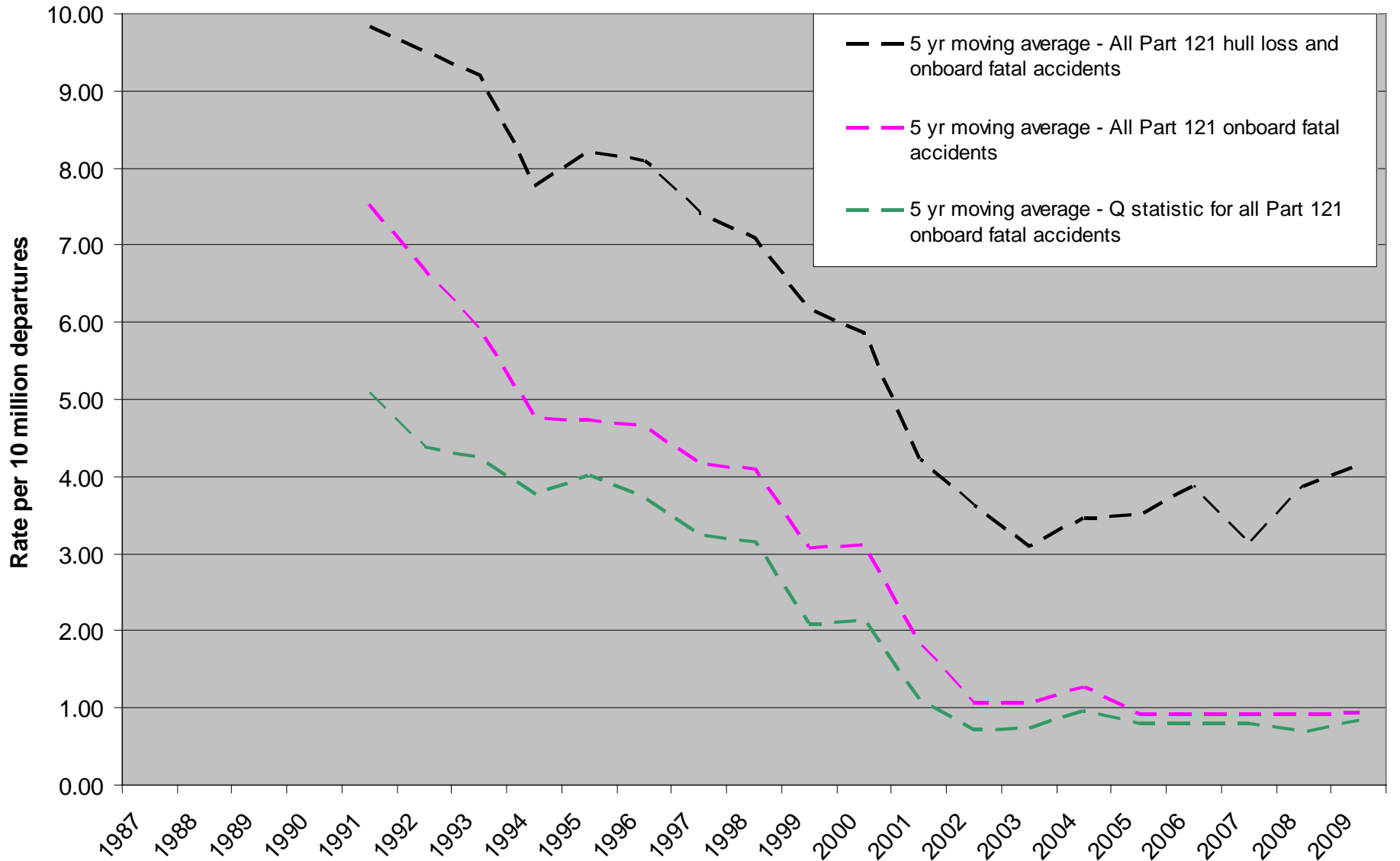
**Fatal accident rate:** The number of fatal accidents occurring in a given period (62 accidents had on board fatalities)



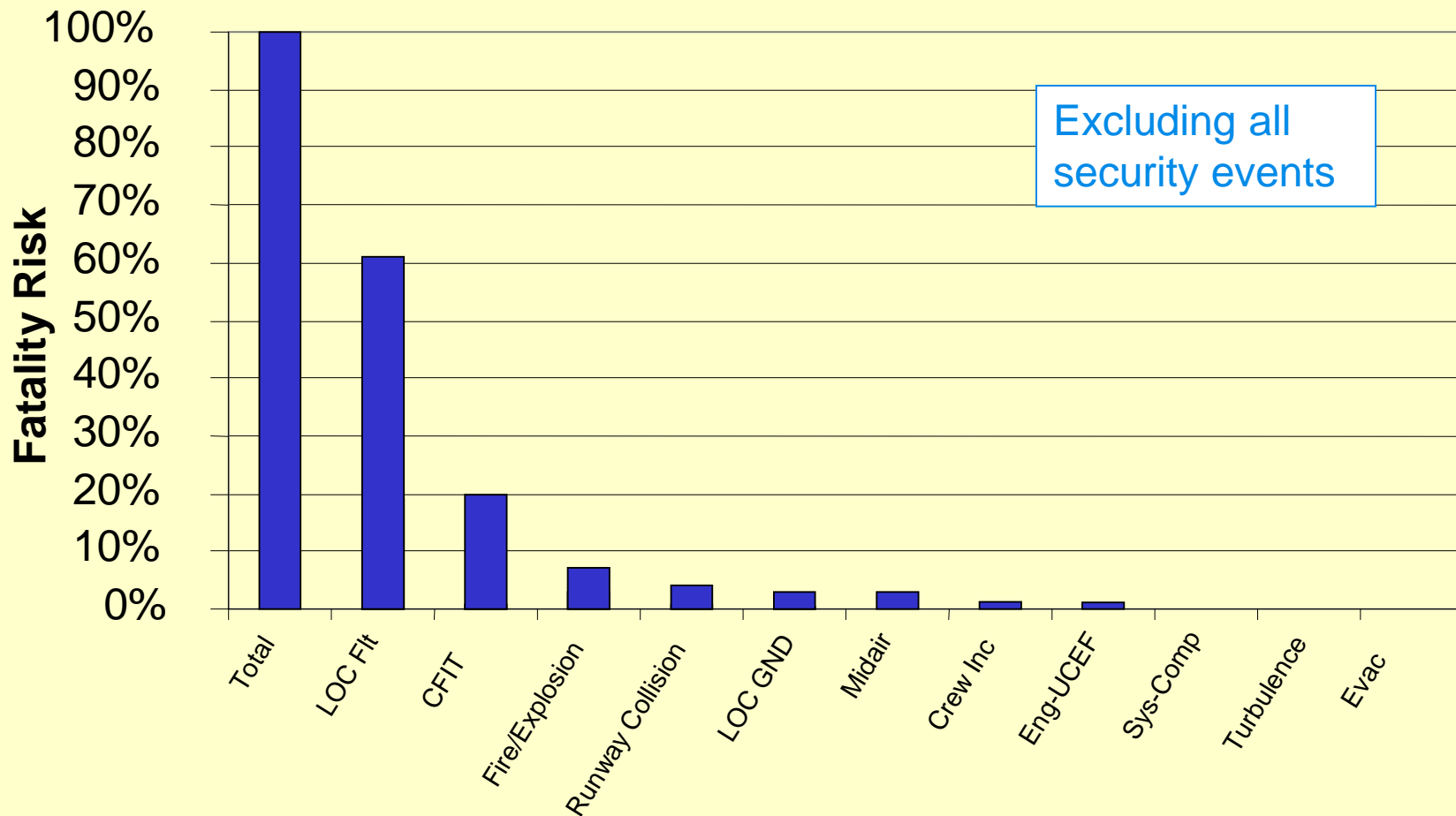
**Basis for Fatality Risk Reduction  
(Current CAST Metric)**

**Basis for Fatality Accident  
Rate Reduction**

### Part 121 Accident Trend Comparison (CAST Accident set)



## Historical Part 121 Fatality Risk (1987-2000)



The fatality risk measure, as used in many of the charts for aviation safety, is a measure of the relative or absolute chance of perishing while onboard a randomly chosen flight in the aviation system.

There are several different ways fatality risk can be measured. CAST adopted the method advocated by Arnie Barnett – MIT professor which is explained in the two attached articles. These articles are a good read when you have some time.

In a nut shell this method of calculating fatality risk is based on the outcome severity to the people onboard airplanes during past accidents. The severity value assigned to an accident equals the portion of people onboard that perish in the accident. An accident that kills 100 out of 100 onboard (everyone onboard) would have a severity of 100% or 1, an accident that kills 30 out of 100 would be 30% or .3, an accident where nobody died would be 0/100 or 0 and so on. If a person were onboard one of these airplanes at the time of the accident their average chance of perishing in the accident would be the accident's severity value. As you can see the severity measure is independent of airplane size. The fatality risk measure uses these accident severity values to develop an absolute or relative measure of fatality risk. For an absolute measure of fatality risk the severity value of each accident is summed across the accident set. The summed portions are equal to the number of full fatal loss equivalents (See the PowerPoint Slide to see example of summing the portions). When the number of full fatal loss equivalents is divided by the total flight cycles within the period, the quotient (full loss equivalents/total flight cycles) is as measure of the absolute fatality risk. This number equates to the chance of a person perishing per flight cycle on a randomly chosen flight. In the absence of change, the fatality risk rate calculated this way represents the average chance of perishing onboard a randomly chosen flight in the near future.

Fatality risk can also be expressed as a relative measure as is done in fatality risk pareto charts that show the percentage of overall fatality risk by CICTT category. In this case the pareto chart would be developed by allocating the number of full fatal loss equivalents by accident category (numerators of the distribution) and then these values are divided by the total number of full fatal loss equivalents (the denominator).

Fatality risk pareto charts of this type are used to focus attention to the accident categories that pose the greatest fatality risk to people onboard. This is in contrast to the standard accident pareto that shows the distribution of all accidents in the set independent of fatality risk.

The fatality risk concept can be confusing so please email or call me with any questions you may have.

Rob  
425 237-3068

Questions?

