



# Turkish Civil Aviation System towards SDGs

**Haydar YALÇIN**

**Deputy Director General**

**Montreal, 24 November 2015**



# TURKEY



Discover  
the potential

**16th largest economy in the  
world & 6th in Europe**



# FACTS & FIGURES (Last 12 Years)



**382%**  
Increase in Passenger Carried  
165.720.234



**200%**  
Increase in Cargo Carried 2.886.192

**217%**  
Increase in Airplanes Using Turkish Airspace 1.677.350



**198%**  
Increase in Aircraft fleet 482.  
New orders of 217 Airbus & 95 Boeing



**188%**  
Aviation Employees 187.459



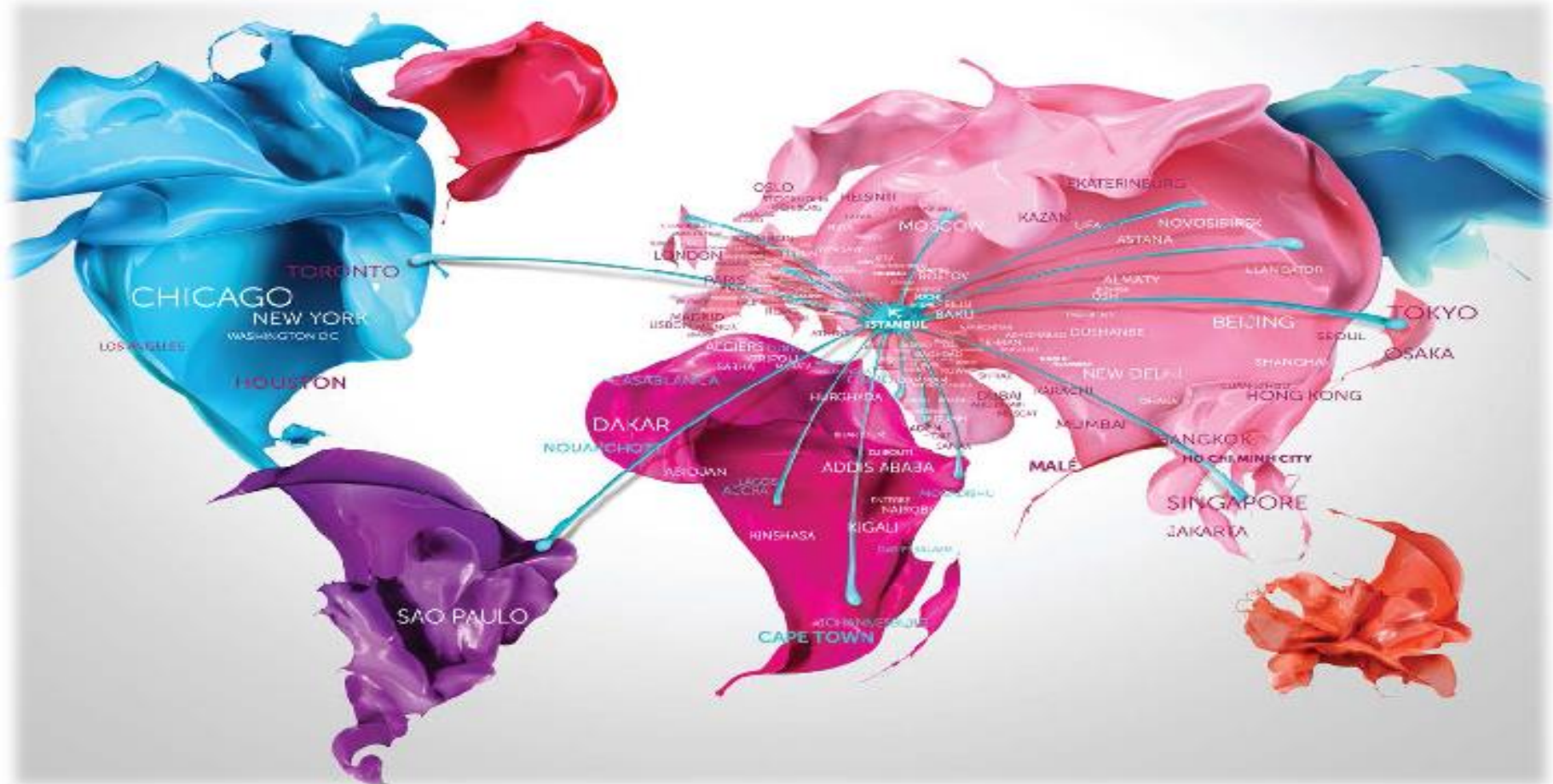
**164**  
Number of Air Service Agreements signed with ICAO Member States



**\$26.1 Billion**  
Industry Revenue

# INTERNATIONAL RELATIONS & NETWORK

**297 Destinations in 112 Countries**  
**Under 165 BASA**



**FLY TO MORE COUNTRIES THAN ANY OTHER AIRLINE**

# FACTS and FIGURES

Turkey stands worldwide

as

10th in RPK

11th in RTK

14th in FTK



# FACTS and FIGURES

Airports (ranking by number of passengers)	Passengers*	YoY
Atlanta GA, US (ATL)	4,283,367	↑ 2.6%
Beijing, CN (PEK)	3,910,363	↑ 0.7%
Tokyo, JP (HND)	3,615,991	↑ 6.0%
London, GB (LHR)	3,527,049	↑ 1.3%
Los Angeles CA, US (LAX)	3,358,787	↑ 6.1%
Dubai, AE (DXB)	3,324,029	↑ 10.8%
Chicago IL, US (ORD)	3,311,500	↑ 4.4%
Paris, FR (CDG)	3,257,278	↑ 6.2%
Frankfurt, DE (FRA)	3,056,948	↑ 5.4%
Dallas/Fort Worth TX, US (DFW)	2,893,519	↑ 6.3%
Hong Kong, HK (HKG)	2,885,000	↑ 3.3%
Amsterdam, NL (AMS)	2,809,859	↑ 5.3%
<b>Istanbul, TR (IST)</b>	2,760,270	↑ 11.0%
New York NY, US (JFK)	2,746,952	↑ 8.0%
Jakarta, ID (CGK)	2,640,275	↓ -4.7%

AUG 14



(Source: ICAO, airlines' websites)

Note: Total scheduled and non-scheduled services



# NEW CAPACITY



**3rd Airport in Istanbul will be the World's largest with 150 million PAX annual capacity under BOT**





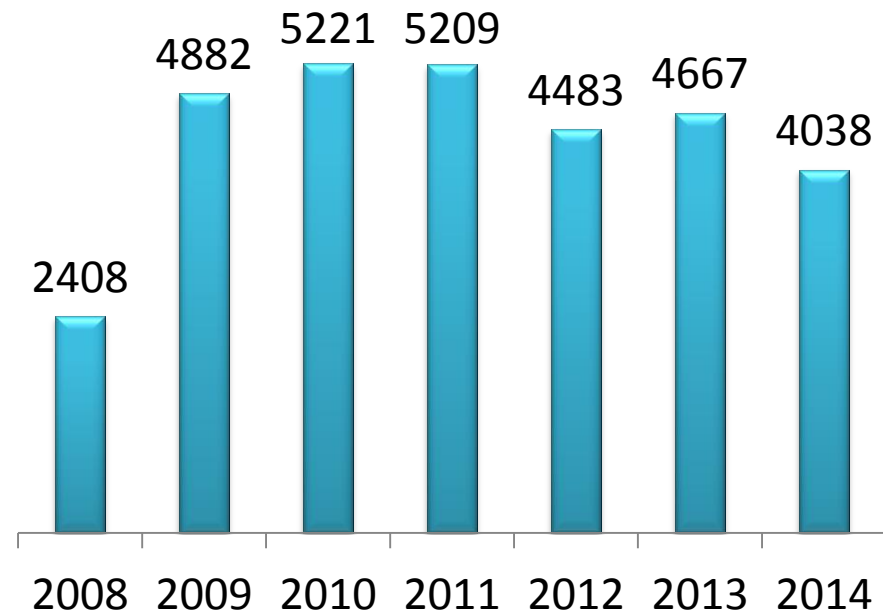
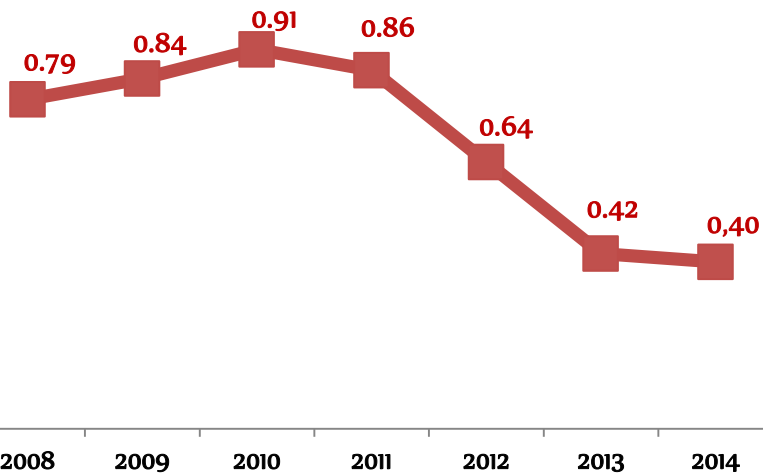
# GROWTH & CHALLENGES

- Qualified Personnel
- Training
- Capacity Building
  - ICAO USOAP & USAP
  - EASA Standardization inspections
  - USOAP CSA Self-Assessment



# Oversight Activities

Effective & performance based oversight at all time



TURKEY	2008	2009	2010	2011	2012	2013	2014
	0,79	0,84	0,91	0,86	0,64	0,42	0,4

SAFA: Safety Assessment of Foreign Aircraft



# Contributions to ICAO Initiatives

- **Regional co-operation**
- **EI levels identified by USOAP & USAP**
- **Assistance on Training & providing Guidance**
- **Cooperation with ICAO; 2 MoUs signed in 2015**



Thank you for your kind attention

