



A BRIEF GUIDE FOR ONLINE REGISTRATION FOR ICAO EVENTS

Visit the Meeting Page of the ICAO Regional Office e.g

<https://www.icao.int/APAC/Meetings/Pages/default.aspx> , Select the Meeting you would like to attend, and you will see a Link for online Registration, which you should click to Register. See Sample Screenshot.



ICAO
UNITING AVIATION
A UNITED NATIONS SPECIALIZED AGENCY

Search...

About ICAOGlobal PrioritiesEventsInformation ResourcesCareersUnitingAviationICAO TVSubscribe

ICAO / Asia and Pacific (APAC) Office / Meetings / 2020-APANPIRG31

Overview

About APAC

Information for Visitors

60th Anniversary of APAC Office

APAC Contracting States

COVID-19 & ACCRPG Sub-Groups

Environmental Protection

CORSIA

State Action Plans

Meetings

News

APAC Newsletters

APAC Souvenir for Purchase **NEW**

Information on ...

APAC eDocuments

APAC ANP

APAC Regional Implementation Projects

Aviation Security

DGCA Conference

RASG-APAC / APRAST

ICAO Developing Countries Training Programme

Regional Reports

Regional Sub-Office

Regional TC Programmes

Links

Secure Portal

APAC State Letters

APANPIRG

Thirty-First Meeting of the Asia/Pacific Air Navigation Planning and Implementation Regional Group
(APANPIRG/31)

(Video Teleconference, 14 to 16 December 2020)

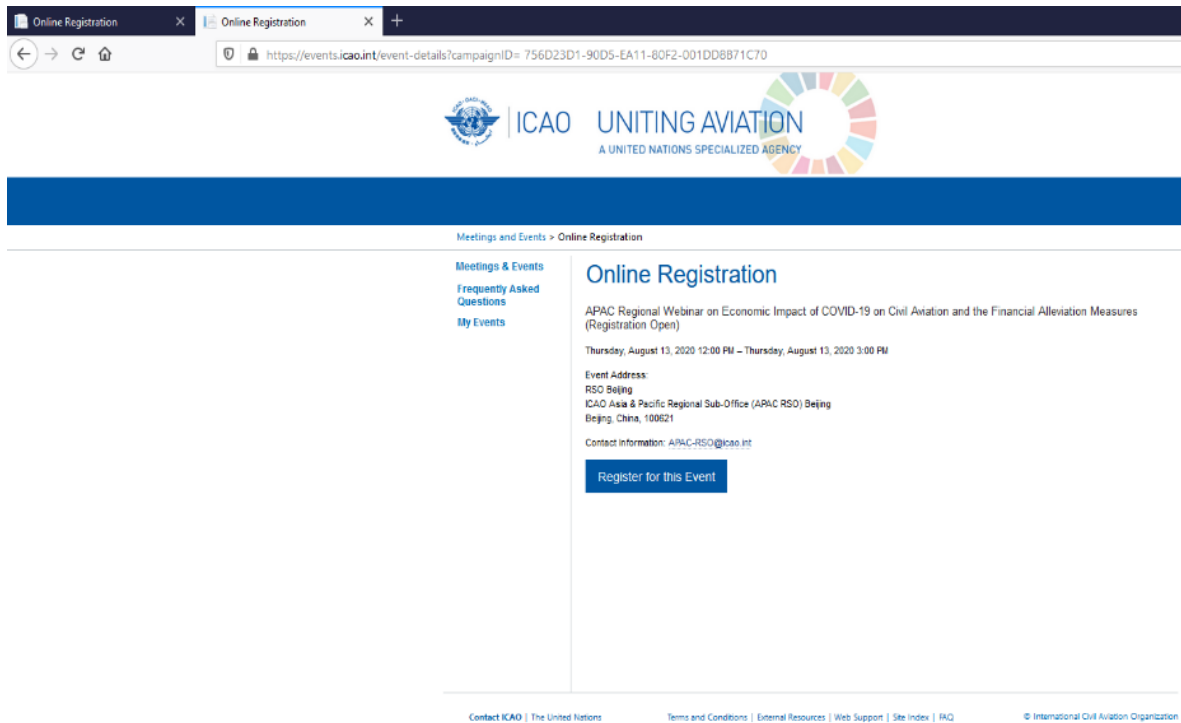
Online Registration (Click this Link to Register for this Event)

Download all documents as ZIP

2020 APANPIRG31

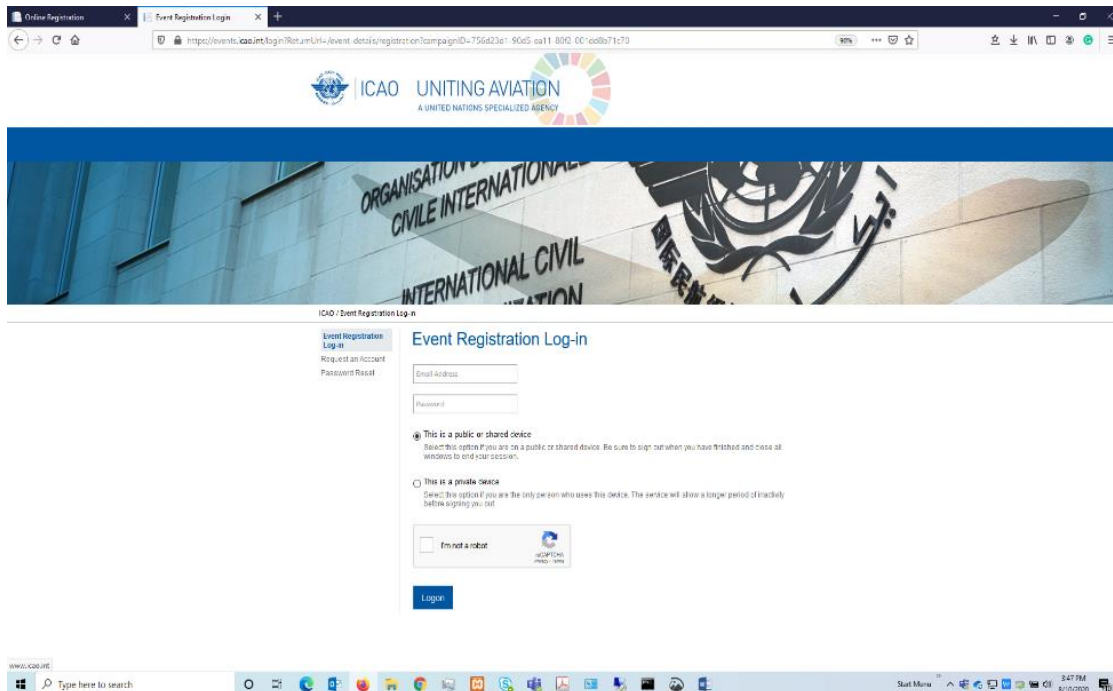
✓	📄	Number	Title	Update Date	Presenter	Edit
Type Name : 2020 APANPIRG31 (6)						
Category : 2-General Information (6)						
	📄	01	Invitation Letter to Member States	2 October 2020	Secretariat	
	📄	02	Invitation Letter to IOs	2 October 2020	Secretariat	
	📄	03	Provisional Agenda	2 October 2020	Secretariat	
	📄	04	IP/WP Template	2 October 2020	Secretariat	
	📄	05	List of Members/Alternate Members	2 October 2020	Secretariat	
	📄	06	APANPIRG Member Nomination Form	2 October 2020	Secretariat	

Step 1: Open the link for the event you are registering for and select Register for this Event button



Existing Users of ICAO Event Registration

Step 2: Login to the Page if you have ever used this portal, or skip to step 3 for New users



If you have ever Registered for any ICAO event using this portal, please enter you email address and password, Select the Captcha and finally click login to open the Next Page and complete the registration.

Step 2a: Once you login, the system will open a registration page with pre-populated information.

Step 2b: Complete the remaining required fields and click "Register Now".

Step 2c: Please check your email account for the event confirmation email.

Step 2d: If you forgot your password for the Events Registration portal, please click on "Password Reset" to reset your password.

New Users of ICAO Event Registration

Step 3: For a new user of this event registration page, click on "Request an Account" link found on the left menu as seen below.


ICAO / Event Registration Log-in

[Event Registration Log-in](#)
[Request an Account](#)
[Password Reset](#)

Event Registration Log-in

☒ **This is a public or shared device**
Select this option if you are on a public or shared device. Be sure to sign out when you have finished and close all windows to end your session.

☐ **This is a private device**
Select this option if you are the only person who uses this device. The service will allow a longer period of inactivity before signing you out.

☐ I'm not a robot 
reCAPTCHA
Privacy - Terms

Logon

Step 3a: Input your email address, to check if your details are in the system.

Meetings and Events > Online Registration > Online Registration

Meetings & Events
Frequently Asked
Questions
My Events

Online Registration

Existing user? Please login [here](#).

We would like to verify if your email address already exists in the system.

charles@caa.org

Verify email address

Step 3b: Select Proceed to new Registration

Remarks: If the system locates your details, please follow step 2 above.

Meetings and Events > Online Registration > Online Registration

Meetings & Events
Frequently Asked
Questions
My Events

APAC Regional
Webinar on
Economic Impact
of COVID-19 on
Civil Aviation
and the
Financial
Alleviation
Measures
Thursday, August 13,
2020 12:00 PM –
Thursday, August 13,
2020 3:00 PM
Event Address:
ICAO Asia & Pacific
Regional Sub-Office
(APAC RSO) Beijing
Beijing, China

Online Registration

Existing user? Please login [here](#).

Fields with an * are mandatory

Personal Information

*Salutation
[Dropdown]

*Picture [Info icon]
[Image placeholder]
Browse...

*First Name
[Text input]

*Last Name
[Text input]

*E-Mail
charles@caa.org

Phone
[Text input]

*Organization
[Text input]

*Job Title
[Text input]

*Industry Type [Info icon]
[Text input]

Information [Close icon]

We could not find your information with us.

Please click on "Proceed to a new registration" to continue the registration process.

Cancel Proceed to a new registration

Step 3c: Complete the remaining required fields click Next and "Register Now".

Meetings & Events
Frequently Asked Questions
My Events

APAC Regional Webinar on Economic Impact of COVID-19 on Civil Aviation and the Financial Alleviation Measures
Thursday, August 13, 2020 12:00 PM – Thursday, August 13, 2020 3:00 PM
Event Address: ICAO Asia & Pacific Regional Sub-Office (APAC RSO) Beijing, China

Online Registration

Existing user? Please login here.
Fields with an * are mandatory

Personal Information

* Salutation

* Picture No file selected.

* First Name

* Last Name

* E-Mail

* Phone

* Organization

* Job Title

* Industry Type

* Area of activity

Next

Step 3d: Please check your email account for the event confirmation email, showing you have successfully registered.

Forget your password?

You can reset your password by clicking on "Password Reset"

If you forgot your password, then select the Password reset link found on the Left menu of this page, input your email address then click Reset and a link will be sent with a new password which you can use to login.

To change password to your preferred, please login and click the drop down menu besides you profile picture, and select profile, then click change password to make the password change to your preferred password.