



ICAO

INTERNATIONAL CIVIL AVIATION ORGANIZATION

A UN SPECIALIZED AGENCY



Frequency Finder

1 Installing, Start page, Home page

Prepared by

Loftur Jónasson, ICAO/HQ
Mie Utsunomiya, ICAO/HQ
Fabiola Chouha, ICAO/HQ
Isaiah Tefutor, ICAO/HQ
Robert Witzen



About the Frequency Finder tool

How did it all start?



- ➔ Frequency Finder has been developed with FileMaker Pro Advanced
- ➔ Frequency assignment planning criteria as per the Handbook Volume II implemented
- ➔ VHF COM Module and NAV Module in the Frequency Finder tool. Also SSR II/SI Code stand-alone Module is accessible from the FF tool.
- ➔ Calculation of interference areas, assessing compatibility between frequency assignments /searching for compatible II /SI codes
- ➔ Graphical interface with Google Earth - Plotting interference
- ➔ Global COM list 2, COM list 3 and Table of SSR Mode S II Codes are maintained by Regional Offices

Reminder:

Before attending the workshop

Participants are encouraged to:

- Install the latest version of Frequency Finder software (**FF2023.02.RT.exe**) to the computers

<https://www.icao.int/safety/FSMP/Documents/Forms/AllItems.aspx?RootFolder=%2fsafety%2ffsmp%2fdocuments%2ffrequencyfinder&FolderCTID=0x012000B1461A5DA8C64241AA4DE4F91CB1D9AF>)

- Install Google Earth to the computer (<https://www.google.com/earth/versions/#earth-pro>)

Note. – For more details refer to the User Manual: Installing Frequency Finder (Run-time version)

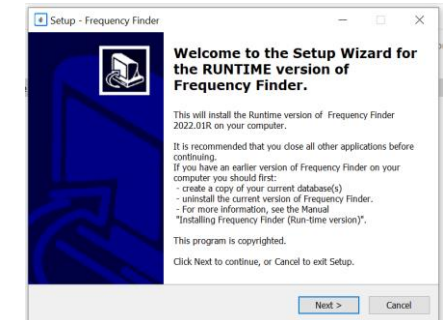
- Visit FSMP website or ICAO NET to review ICAO Doc 9718, Volume II

<https://www.icao.int/safety/FSMP/Pages/Documents.aspx?RootFolder=%2F%2fsafety%2FFSMP%2FDocuments%2FDoc9718&FolderCTID=0x012000B1461A5DA8C64241AA4DE4F91CB1D9AF&View=%7BE11C4C29%2DDDD83%2D4B87%2DAAAE%2D2330E3DE14D8%7D>



Start page and VHF Home page

- ➔ Download from the FSMP website the latest Runtime (RT) version ***FF2023.02.RT.exe*** (www.icao.int/safety/fsmp/documents/frequencyfinder)
- ➔ Remove earlier version of Frequency Finder, if any.
- ➔ Unzip and run the installer file ***FF2023.02.RT.exe***
Select to create a desktop icon
- ➔ Download and install Google Earth
- ➔ More details in the User Manual: *Installing Frequency Finder (Run-time version)*





Prep for FF operation

Open Frequency Finder

Start page

- User manual
- Sync Manual
- Active Region
- Web sites
- Module VHF COM
- Module VHF NAV
- Module SSR Mode S II Code





Start page and the selection of VHF-COM module

Frequency Finder

File Edit View Insert Format Records Scripts Window Help

Version **FF_2023_02**

User Manual Time Zone **-4**

Sync Manual Application **Runtime**

Server

User

The server <https://frequency.icao.int/fflogin/> is not operational until the compatibility issues with Windows 10 have been addressed.

Select from the field below the Region from which you are operating.

==APAC

To select a region for the SSR module, click on the SSR button first

The ICAO Regional Offices are responsible for the coordination of frequency assignments.

VHF COM

Click "VHF COM"

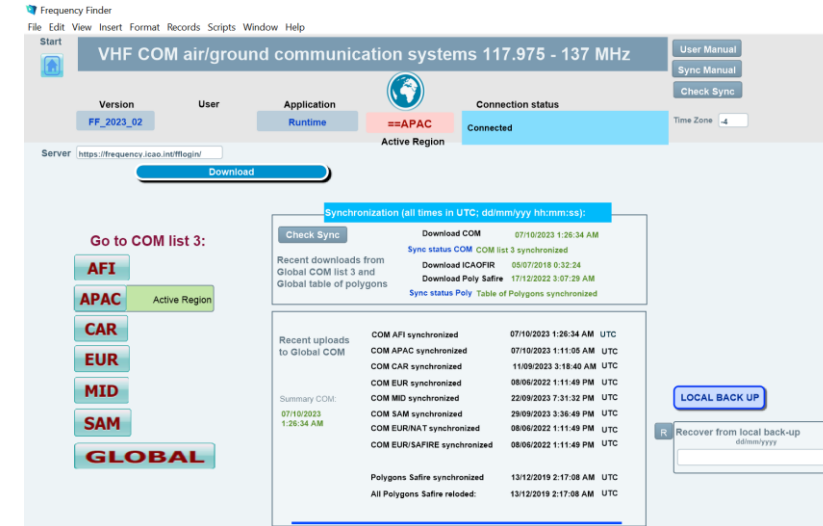
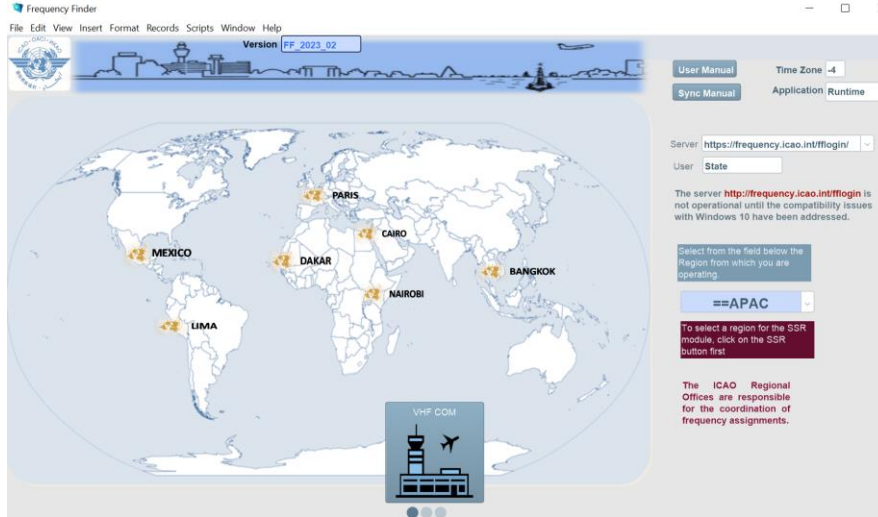


Start page



Home page VHF COM

9



- Navigate to Home Page:
 - Automatic Connection Test and check if the COM list 3 was modified
 - Also with button Check Sync
- Dialog box is displayed if a download synchronization is necessary
- Message field
- Download button
- Back-up and Recovery



Demonstrations & Exercises

- Start page/Home page



Thank You!