



ICAO

International Civil Aviation Organization

**Ninth Meeting of the Common aeRonautical Virtual
Private Network Operations Group (CRV OG/9)**

Video Teleconference, 25 – 27 January 2022

Agenda Item 2: Review outcomes of relevant meetings

REVIEW OF RELEVANT MEETINGS

(Presented by the Secretariat)

SUMMARY

This paper presents the relevant outcomes of the Thirty Second Meeting of the Asia/Pacific Air Navigation Planning and Implementation Regional Group (APANPIRG/32), actions on the works accomplished by Eighth Meeting of Common aeRonautical Virtual Private Network Operations Group (CRV OG/8), Eighth Meeting of the Aeronautical Communication Services Implementation Coordination Group (ACSICG/8), Fifth Meeting of the APAC SWIM Task Force (SWIM TF/5), First Meeting of the Surveillance Study Group (SURSG/1), and relevant discussions in other meetings.

1. INTRODUCTION

1.1 The Thirty-second Meeting of the Asia/Pacific Air Navigation Planning and Implementation Regional Group (**APANPIRG/32**) was held from *1 to 3 December 2021* via video teleconference. The Meeting was attended by 278 participants from 28 Member States, 2 Special Administrative Regions of China, and 8 International Organizations (AAPA, ACI, CANSO, IATA, ICAO, IFALPA, IFATCA and PASO). APANPIRG/32 meeting report, working papers, information papers, and other resources can be accessed by following link:

<https://www.icao.int/APAC/Meetings/Pages/2021-APANPIRG32.aspx>.

1.2 The Twenty Fifth Meeting of the Communications, Navigation and Surveillance Subgroup (**CNS SG/25**) of APANPIRG was held from *18 to 22 October 2021* via video teleconference. The meeting was attended by 215 participants from 23 States/Administrations, and 4 International Organizations namely CANSO, IATA, IFALPA and IFATSEA, plus 28 participants from industry partners. CNS SG/25 meeting report, working papers, information papers, and other resources can be accessed by following link:

<https://www.icao.int/APAC/Meetings/Pages/2021-CNS-SG-25.aspx>.

1.3 The Eighth Meeting of the Aeronautical Communication Services Implementation Coordination Group (**ACSICG/8**) of CNS SG was held from *21 to 23 June 2021* via video teleconference. The meeting was attended by 120 participants from Twenty (20) States/Administrations, Three (3) International Organizations and Two (2) Aviation Industries. ACSICG/8 meeting report, working papers, information papers, and other resources can be accessed by following link:

<https://www.icao.int/APAC/Meetings/Pages/2021-ACSICG8.aspx>.

Agenda Item 2

25-27/01/22

1.4 The Eighth Meeting of the Common Aeronautical Virtual Private Network Operations Group (**CRV OG/8**) of CNS SG was held from *17 to 19 May 2021* via video teleconference. The meeting was attended by 97 participants from 22 States/Administration, and 3 industries. CRV OG/8 meeting report, working papers, information papers, and other resources can be accessed by following link:

<https://www.icao.int/APAC/Meetings/Pages/2021-CRV-OG8.aspx>.

1.5 The Fifth Meeting of the APAC SWIM Task Force (**SWIM TF/5**) was held from *9 – 11 August 2021* via video teleconference. The meeting was attended by 173 participants from 21 States/Administrations, 4 International Organizations and 1 service provider. SWIM TF/5 meeting report, working papers, information papers, and other resources can be accessed by following link:

<https://www.icao.int/APAC/Meetings/Pages/2021-SWIM-TF-5.aspx>.

1.6 The APANPIRG/32 meeting reviewed the outcomes of the CNS SG/25, noted with appreciation the work done and achievements by the SG and the contributory bodies reporting to APANPIRG through the SG, the meeting discussed CNS related matters and took following actions on the report of CNS SG/25 meeting and other papers presented under Agenda Item 3.4.

1.7 This paper summarized relevant information and updates with the highlight on the reviewed outcomes of CRV OG/8, ACSICG/8, SWIM TF/5, APA TF/7, SURSG/1, and relevant discussions of other meetings of CNS SG/25 and APANPIRG/32.

2. DISCUSSION

The actions taken by APANPIRG/32 meeting on Aeronautical Fixed Service (AFS) related matters are highlighted below:

2.1 The CNS SG/25 meeting adopted following **8** Conclusions and **5** Decisions:

Reference	Subject
Conclusion CNS SG/25/01 (<i>ACSICG/08/01(CRV/08/01)</i>)	- CRV Implementation Plan amendment (<i>Version 2.1</i>)
Conclusion CNS SG/25/03 (<i>SWIM TF/05/01</i>)	- Asia/Pacific SWIM Implementation Plan and Status Survey
Decision CNS SG/25/04 (<i>SWIM TF/05/02</i>)	- Revised SWIM TF Terms of Reference
Conclusion CNS SG/25/05	- The Catalogue of Asia and Pacific Flight Inspection and Flight Validation Service Providers
Conclusion CNS/SG/25/06	- Update of Flight Inspection Guidance Material (FIGM) for APAC Region
Conclusion CNS SG/25/10 (<i>SURICG/6/4</i>)	- Mode S DAPs IGD 3.0
Conclusion CNS SG/25/11 (<i>SURICG/6/5</i>)	- Revision of the Regional Supplement to ASTERIX Interface Control Document (ICD)

- Decision CNS SG/25/12** (*SURICG/6/6*) - Revised ToR of Surveillance Study Group (SURSG)
- Conclusion CNS SG/25/13** (*SURICG/6/7*) - Integrity of ICAO Aircraft Address and Target Identification in ADS-B / MLAT / Mode S Data and Flight Plan
- Decision CNS SG/25/14** (*SURICG/6/8*) - Revised ToR of Surveillance Implementation Coordination Group (SURICG)
- Conclusion CNS SG/25/15** (*SURICG/6/9*) - Revised ADS-B Implementation and Operations Guidance Document (AIGD)
- Decision CNS SG/25/16** (*ATMAS TF/2/1 (APA TF/7/1)*) - Dissolution of APA TF
- Decision CNS SG/25/17** (*ATMAS TF/2/2*) - Revised ATMAS TF Terms of Reference

2.2 The contents of above Conclusions/Decisions adopted by the CNS SG are provided in the **Attachment A** to this paper.

2.3 Based on the outcome of discussions on various agenda items, the CNS SG/25 meeting developed 4 Draft Conclusions for consideration by APANPIRG/32 Meeting, which were further adopted by APANPIRG/32. The Conclusions adopted by APANPIRG/32 are as follows:

Reference	Subject
APANPIRG C 32/7 (<i>Draft Conclusion CNS SG/25/02(ACSICG/08/02 (CRV/08/02))</i>)	- Implementation of CRV for small Pacific Island and small ANSP in the region using CRV Solution, PCCWG SLA Package D
APANPIRG C 32/8 (<i>Draft Conclusion CNS SG/25/07 (SURICG/6/1)</i>)	- Interrogator Code (IC) Planning and Coordination
APANPIRG C 32/9 (<i>Draft Conclusion CNS SG/25/08(SURICG/6/2)</i>)	- Transition from II code to II and SI mixed code
APANPIRG C 32/10 (<i>Draft Conclusion CNS SG/25/09(SURICG/6/3)</i>)	- The APAC Regional Roadmap for Mode S Implementation

2.4 All APANPIRG/32 Conclusions related to CNS are included in **Attachment B** to this paper.

Eighth Meeting of the Aeronautical Communication Services Implementation Coordination Group (ACSICG/8) and Eighth Meeting of the Common aeRonautical Virtual Private Network Operations Group CRV OG/8

CRV Implementation Plan- IP Addressing Scheme for Third Party Service Provider

2.5 Based on the recommendation of CRV OG/8 on adjusting assigned IP address range in the CRV Implementation Plan for broadcasting space-based ADS-B data, the ACSICG/8 meeting endorsed the Draft Conclusion ACSICG/08/01(CRV/08/01) – *CRV Implementation Plan amendment* for adoption of CNS SG/25, which was later adopted by the CNS SG/25. By this conclusion, certain IP

Agenda Item 2

25-27/01/22

addresses are assigned to third party Service Provider (e.g. AIREON LLC providing Automatic Dependent Surveillance - Broadcast data over CRV) depending on Service Providers' technical requirements. The proposed CRV Implementation Plan amendment (Version 2.1) adopted by the CNS SG/25 meeting is provided in **Appendix A** to the this paper and can also be accessed at ICAO APAC e-documents portal at <https://www.icao.int/APAC/Pages/eDocs.aspx>

Revisit the CRV solution for small Pacific Islands and small ANSPs in APAC

2.6 Fiji presented the CRV solution for small Pacific Islands and small ANSPs in APAC region to implement CRV for voice & AMHS services. From the recent regional CRV implementation update submitted by PCCWG, it is noted that there has been slow implementation progress with the Pacific Island States and small ANSP in the region to date. With the target date for the implementation of CRV **by 2022**, it was proposed that the CRV OG must find ways to assist these member States to implement CRV and ensures that No Country Left Behind (NCLB).

2.7 With the abovementioned, the ACSICG/8 meeting endorsed the Draft Conclusion ACSICG/08/02 (CRV/08/02) - *Implementation of CRV for small Pacific Island and small ANSP in the region using CRV Solution, PCCWG SLA Package D* for CNS SG/25 endorsement and APANPIRG/32 adoption. The conclusion was further adopted by APANPIRG/32 by **Conclusion APANPIRG C 32/7**.

CRV Landing page

2.8 With reference to CNS SG/24 Decision CNS SG/24/5: CRV Landing Page on the ICAO APAC Website, New Zealand presented the content to provide information about CRV and how to join CRV and location of CRV landing page on the APAC ICAO website. The CRV landing page is implemented by the ICAO APAC Regional Office and informed to Member States by State Letter Ref: T 8/2.10- AP107/21(CNS) dated 16 June 2021 and can be accessed by the link provided here:

<https://www.icao.int/APAC/Pages/Join-CRV.aspx>

Creation of expert groups within CRV OG along the lines of Strategy, Design, Transition and Operations

2.9 In CRV OG/8, New Zealand presented a proposal to implement expert groups within the CRV OG for the purposes of increasing member participation outside the OG meetings and to provide the ability to turn around decisions and changes quicker than waiting for the OG meeting. The Member States/Administrations volunteered for four expert groups are as follows:

SN	Expert Group Name	Volunteered Member	Group leader
1	Service Strategy	Singapore, USA, India	New Zealand/Fiji
2	Service Design	Singapore, USA, Hong Kong China	New Zealand/Fiji
3	Service Transition	China, Singapore	New Zealand/Fiji
4	Service Operations	Australia, China, Singapore, India	New Zealand/Fiji

2.10 The combined kick off meeting of all four groups was held on **13 September 2021**. The meeting discussed the objectives of the four sub groups, various tasks and activities to be done by the sub groups, and working methodology to incorporate the outcomes in CRV Operational manual.

2.11 Furthermore, the expert group met two times on **11 November 2021 and 13 January 2022**. The outcomes of three ad-hoc group meetings will be presented by **WP/03 in this meeting**.

The ATN/AMHS implementation table and the CRV implementation table

2.12 ACSICG/8 and CRV OG/8 meeting updated the ATN/AMHS implementation table

and the CRV implementation table respectively.

CRV Implementation Progress and performance Report by the service provider

2.13 PCCWG shared Latest CRV Updates and CRV Network Yearly Service Review. PCCWG informed that there are 38 circuits in 26 cities with different CRV packages, A, B+, C+, C and D. There are 2 service providers in the CRV network and 3 sites (B+, C) are under implementation. As on the day of updates in 2021, *Australia, Bhutan, China, Fiji, Japan, Malaysia, Nepal, New Zealand, Philippines, PNG, Hong Kong, China, ROK, Singapore and USA have joined CRV*. It was further informed that 8 cities are planning to join CRV in 2021 which are Mumbai (India), Jakarta (Indonesia), Makassar (Indonesia), Bangkok (Thailand), Moscow (Russia), Khabarovsk (Russia), New Caledonia, and French Polynesia.

Updates on CRV Pioneer State Contribution to the ICAO Managed Service Agreement (MSA)

2.14 The ICAO Secretariat informed in CRV OG/2 about the fund balance as on 31 March 2017 of USD 104,596 and proposed a draft of revision of Annex 1b to the MSA. The APANPIRG/28 adopted the **Conclusion APANPIRG/28/19: Amendment of the Management Service Agreement for CRV project (RAS14801)**. The Conclusion itself remained as **one of outstanding Conclusions/Decisions** up to APANPIRG/32 held in December 2021. The CRV OG/6 meeting also adopted the recommendation of the WP/08 through the **Decision CRV OG/6/3- Using the Rest of CRV Pioneer State Contribution to the ICAO Managed Service Agreement (MSA)**.

2.15 On 15 April 2021, the ICAO Secretariat held an online discussion among TCB, ICAO APAC and ICAO SAM on how to address the unspent funds from the completed CRV project (RAS14801) and the possibility for APAC to refer to the REDDIG II in SAM region. The meeting agreed that it is important to first prepare the safety and security assessment requirement to define scope of the work based on available fund and priorities of work to be done. The issue was planned to discuss further in CRV OG/9 to be held from 25 January- 27 January 2022.

2.16 Another meeting of CRV OG Co-Chairs and ACSICG Co-Chairs along with ICAO APAC Regional Office and ICAO TCB was held on **15 November 2021** to consolidate necessary action required to closed outstanding **Conclusion APANPIRG/28/19**. The meeting resulted into action plan to prepare proposal to utilise unspent fund along with a proposal to modify Annex 1 to MSA for adoption of CRV OG/9. The action taken on this topic is being presented to the meeting by **WP/13 by ICAO Secretariat**.

CRV Operations Manual

2.17 New Zealand presented an overview of the CRV Operations Manual covering the location, layout and content. It was informed that the CRV OG Operations Manual is an informal publication prepared by the CRV Task Force intended to provide an easy reference for interested parties, a consolidation of material particularly of a procedural nature, about the work of the CRV OG and its contributory bodies. The CRV OG Operations Manual (Edition 1.0) can be accessible at this link under CNS section <https://www.icao.int/APAC/Pages/eDocs.aspx>

MPLS/IP Based Inter-Regional Connection

2.18 ACSICG/8 noted that there are communications requirements between APAC ANSPs and SAM ANSPs, CRV and REDDIG II, in order to set up the AMHS P1 connection between AMHS COM Centers of Christchurch (New Zealand) and Santiago (Chile). Technically possible for two nodes of different networks (with different providers) to set up an IP connection was presented. Further discussion on the administrative and technical aspects to establish the required aeronautical communications between APAC and SAM ANSPs through MPLS NNI are in progress.

Agenda Item 2

25-27/01/22

Use of CRV for Space based ADS-B

2.19 PNG discussed about the implementation of Space-Based ADS-B system in PNG and in particular that Space based ADS-B is now operational and one path is already using CRV for operational surveillance data. Space based ADS-B is now available on the CRV and can be supplied to other ANSPs without the additional cost of dedicated point-to-point circuits. Meeting concluded that the Space Based ADS-B data on CRV is an extremely important steps for future usage of CRV for the purposes other than initially planned.

Report on the readiness status of AMHS to support IWXXM

2.20 The APAC State Letter Ref.: T 8/3.5 & T 8/2.11– AP160/20 (CNS) was sent to States/Administration in August 2020 as a reminder to upgrade the AMHS with FTBP and deploy AMHS connect to achieve a synchronized AMHS distribution mechanism to support IWXXM exchange in the APAC Region. States/Administrations were urged to review and update the AMHS readiness from States/Administrations Table, and share issues and solutions of States/Administrations in implementing AMHS with FTBP to facilitate IWXXM exchange. The AMHS Readiness Table for Supporting IWXXM Traffic updated from States/Administrations during ACSICG/8 is provided in Appendix D to the report.

PCCW Network Based IWXXM Translation and Exchange Services

2.21 Fiji and PCCWG presented PCCW IWXXM Translation and Exchange Services, which can serve as an alternative solution for member States to fulfil the exchange of IWXXM messages as promulgated in Amendment 78 to ICAO Annex 3. It was informed that PCCWG has been developing the SWIM service on a private and scalable platform in partnering with one of leading aviation vendors - Frequentis. Additionally, PCCW Network Based IWXXM Translation and Exchange Services is one of the modules on PCCW SWIM (IWXXM, FIXM and AIXM) which is hosted in the high availability private platform and fully controlled environment which connects to CRV network infrastructure.

Presentation of PCCW Global Surveillance Data Sharing Platform

2.22 PCCWG described the system architecture of PCCW SWIM service and its progresses to build its Surveillance data-sharing platform with EMS and Service Registry. The meeting was informed that PCCWG is working with Frequentis Comsoft to host their SDDS-NG (Surveillance Data Distribution System – Next Generation) in PCCW SWIM for qualified States/Administrations/Stakeholders to publish or subscribe surveillance data by following the guidelines of the CRV OG & SWIM.

Implications of Cybersecurity and Associated Requirements for CRV Operations

2.23 USA addressed the implications for existing services and the CRV resulting from the recent Cybersecurity Webinar and future support of SWIM and other proposed services for the Region. FAA recalled System Wide Information Management (SWIM) “shifts the ATM information architecture paradigm from point-to-point data exchanges to system-wide interoperability.” SWIM has a five-layer architecture to support this change of paradigm. The lowest layer is the network that simply provides connections to request/reply or publish/subscribe functions of the SWIM infrastructure that allow access to multiple data exchange services. Broadening access in an IP environment beyond limited point-to-point connections can increase exposure to malicious infiltration. It was explained that A User’s client applications would access the hosted SWIM Information Exchange Services over the CRV that would interact with other SWIM deployments and information sources and could provide information consolidation and mediation services, e.g. translation from Traditional Alphanumeric Code (TAC) to ICAO Weather Information Exchange Model (IWXXM). Meeting was requested to comment and discuss suggested implications of ICAO Requirements for IPv6 dedicated address block, Name

Space and field DNS, and Trust Framework for Digital Identities. Additionally, to discuss about CRV Network Requirements, Service Provider Options, and CRV user requirements.

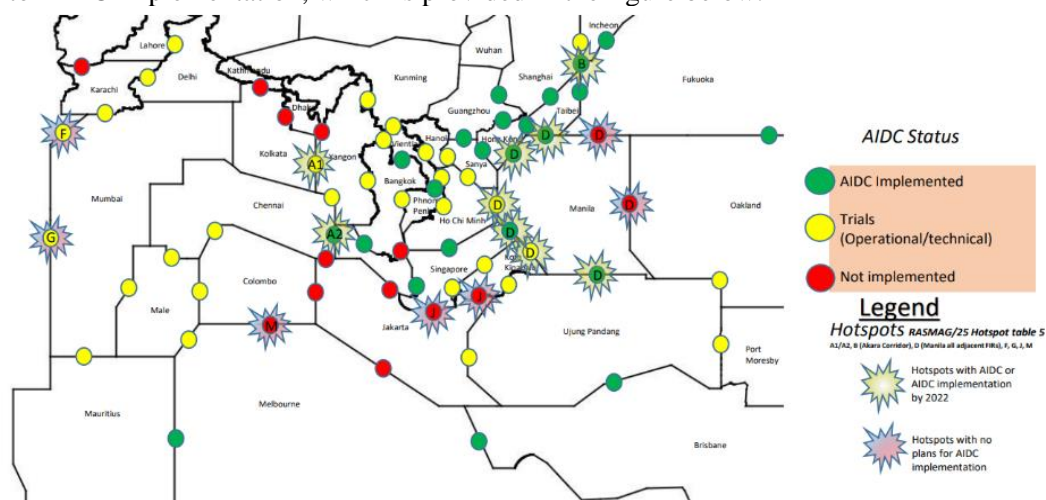
CRV Webinar

2.24 The ICAO Asia Pacific Implementation of CRV Webinar was held on 20 July 2021 via VTC. A total of 40 questions were asked and more than 15 feedbacks for the Webinar were provided by Participants with 100% positive responses. Member States expressed the need for potential discussion with PCCWG for extension of CRV Implementation deadline beyond the end of 2022 due to COVID-19 crisis as it was continued in 2021, and the flexibilities in the package options, as well as a platform for sharing lessons learnt and best practices based on experiences by Member States.

Seventh Meeting of the Asia Pacific AIDC Task Force (APA TF/7)

AIDC Implementation

2.25 Singapore provided to APA TF/7 an updated Graphical Display on the AIDC implementation and planning status based on the inputs provided to the meeting via the updates by States to AIDC implementation, which is provided in the figure below.



APAC AIDC Implementation Status (as of June 2021)

2.26 Singapore shared some of the implementation and operational issues which could be taken into consideration by other States in their implementation of AIDC. The first use of the APAC CRV for AIDC was introduced and it was informed that this is a step forward to address any existing latency issues associated with AFTN routing setups noted in some other connections.

Collected AIDC Implementation Issues

2.27 The APA TF/7 meeting reviewed and discussed the consolidated implementation issues collected and presented by Indonesia with supports from India and Singapore. Total 105 issues were consolidated. The meeting considered that the issue table would continue to serve as a reference for other States. A summary of the identified issues is shown in the table below.

Fault Categories	APA TF/7 (2021)		
	Issues Reported	Closed	Open
a. Communication Link	9	3	6
b. ATM System	61	29	32

Agenda Item 2

25-27/01/22

c. AIDC Message	17	15	2
d. Airspace Design/Procedures	13	4	9
e. Other	5	2	3
Total	105	53	52

Future of APA Task Force

2.28 The APA TF/7 meeting proposed draft conclusion APA TF/7/1 for *Dissolution of APA TF*. Based on the proposal, which was reviewed by ACSICG/8 and ATMAS TF/2, the CNS SG/25 adopted the **Decision CNS SG/25/16** (ATMAS TF/2/1(APA TF/7/1)) - *Dissolution of APA TF*. The meeting was informed that upon dissolution of APA TF, ATMAS TF would undertake AIDC implementation issues while ACSICG would handle communications-related issues. The ATMAS TF will design future meeting structure to accommodate the AIDC related functions and maintain the effectiveness in promoting AIDC implementation. ToR of ATMAS TF has been reviewed as appropriate.

Fifth Meeting of System Wide Information Management Task Force (SWIM TF/5)*Election of Co-Chair of the Task Force*

2.29 Ms. Kristin Cropf, SWIM Program Manager, Federal Aviation Administration (FAA) nominated by Singapore and seconded by Australia and Japan was elected as Co-Chair of SWIM TF.

SWIM TF Terms of Reference (ToR)

2.30 SWIM TF/5 meeting revised the ToR considering the progresses made since the establishment of SWIM TF, the update of ICAO global and regional air navigation plans, and the revised task groups adopted at SWIM TF/4. The meeting endorsed Draft Decision SWIM TF/05/02-*Revised SWIM TF ToR* for adoption by CNS SG/25, which was further adopted by CNS SG/25 by **Decision CNS SG/25/04**.

2.31 Australia proposed some amendments via Flimsy/02 of CNS SG/25 to the draft ToR of SWIM TF. USA also shared its concern for using SWIM to transport time-critical information as detailed in WP/32 in CNS SG/25. The SWIM TF Co-Chairs advised the CNS SG/25 meeting that the draft ToR had been thoroughly discussed and agreed during the SWIM TF meeting. After some deliberations and taking into account views from CNS SG, the proposal on further modifying the term from “**over CRV**” to “**principally over CRV**” in the ToR was supported by China, Hong Kong China, Japan, Singapore, Thailand, USA, and IATA. The Decision CNS SG/25/04 was thus adopted and the revised ToR was provided in **Appendix B** to the paper. The CNS SG/25 meeting also remarked that ToR was a living document which needs to be reviewed in a regular and timely manner. The SWIM TF was also reminded to consider other IP-based network technologies in their forthcoming review on ToR.

2.32 The meeting noted that the subject on amendment to ToR of SWIM TF was also discussed by the MET SG/25, which was conducted in the same period with CNS SG/25, with a relevant **Draft Conclusion MET SG/25-07** *SWIM architecture to enable the cost-effective and efficient provision and consumption of MET information services* for consideration in APANPIRG/32. As the MET SG’s draft conclusion will be captured in the ongoing review of SWIM /TF ToR and considering no further comments from members and the following, the meeting concluded that there was no need to further consider Draft Conclusion MET SG/25-07.

First Meeting of the Surveillance Study Group (SURSG/1)*Election of Chair*

2.33 Mr. Vincent Wong, Acting Chief Electronics Engineer of the Air Traffic Engineering

Services Division of the Hong Kong Civil Aviation Department (HKCAD), was elected as the chair of the surveillance study group (SURSG).

Surveillance Exchange Model Framework- Hong Kong, China

2.34 Hong Kong, China presented some key considerations leading to a proposal of ANSP's collaboration scheme in sharing and enriching surveillance coverage for the region to benefit the aviation community. The sharing of surveillance data is expected to benefit the aviation industry in the APAC region given a more comprehensive and much wider map of surveillance coverage in the region. The paper explored ANSP's surveillance data sharing collaborative approach to expand surveillance coverage.

Proposed Solutions for Sharing of Surveillance Data- Singapore

2.35 Singapore proposed solutions for States to share surveillance data and listed the pros and cons of the solutions. It was discussed that there are three models, namely distributed solution, central database, and hybrid model, which can potentially be used for the implementation of the data sharing. Detailed description, advantages, and disadvantages of each model were described. **It was further informed that there might be some interested parties, who are not subscribers to CRV or without SWIM capabilities, but are keen to share their surveillance data with other States.** Adjustment to the models will be required to accommodate these parties. One possible solution could be for these parties to connect directly to one or more of the centralized service data providers, if available.

Distribution of Surveillance Data to PNG via CRV- ICCAIA & PNG

2.36 ICCAIA (Aireon) and Papua New Guinea jointly presented the status of Space based ADS-B data distribution using CRV. It was informed that NiuSky Pacific Limited has designed and is in the final stages of implementing a countrywide CNS/ATM modernisation program in PNG. In 2020, the CRV Operations Group authorised Aireon to connect and contract with the CRV provider. The contract has been signed by Aireon and NiuSky Pacific Limited. Aireon has established the first of two connections to CRV while NuiSky Pacific Limited implemented and tested the initial CRV connections. **Space based ADS-B data can now be delivered to other Aireon customers in Asia Pacific via CRV, potentially without need for any additional communication link or telecommunications costs.** The meeting noted the implementation of Space-Based ADS-B system in PNG and in particular, that Space based ADS-B is now operational and one path is already using CRV.

Surveillance Data Sharing Platform- PCCW Global

2.37 PCCW Global described the system architecture of PCCW SWIM service and its progresses to build its Surveillance data-sharing platform with EMS and Service Registry. It was informed that PCCW Global aimed at expanding the network by offering value-added services on top of the advanced aeronautical network. These services cover the provision of critical information through the globally interoperable System Wide Information Management (SWIM) infrastructure, interfaces and exchange models. By combining PCCW Global network infrastructure and hosting facilities with Frequentis, State ANSPs will be able to benefit from SWIM initiatives without the high investment costs and development expenses of traditional systems. The meeting was informed that PCCW Global is working with Frequentis Comsoft to host their SDDS-NG (Surveillance Data Distribution System – Next Generation) in PCCW SWIM for qualified States/Administrations/Stakeholders to publish or subscribe surveillance data by following the guidelines of the CRV OG & SWIM TF.

3. ACTION BY THE MEETING

3.1 The meeting is invited to:

- a) note the outcome of the APANPIRG/32 and take any necessary follow-up actions; and
- b) discuss any relevant matters as appropriate.

List of Conclusion/Decisions adopted by CNS SG/25 on behalf of APANPIRG on Technical Matters

Conclusion CNS SG/25/01 (ACSI CG/08/01(CRV/08/01)) – CRV Implementation Plan amendment (Version 2.1)	
<p>What: That, the CRV Implementation Plan be amended to include the following new text in paragraph 2.4.2 – IP Addressing</p> <p>iii. In the development of the IPv4 plan, a flexible margin has been designated to allow future growth or change. Through draft Conclusion CRV OG/8/01, using 10.46.0.1 to 10.46.255.254, each third party Service Provider (e.g. AIREON LLC providing Automatic Dependent Surveillance - Broadcast data over CRV) is assigned 254, 510, 764 or 1022 usable Network addresses (depending on Service Providers’ technical requirements); and</p>	<p>Expected impact:</p> <p><input type="checkbox"/> Political / Global</p> <p><input type="checkbox"/> Inter-regional</p> <p><input type="checkbox"/> Economic</p> <p><input type="checkbox"/> Environmental</p> <p><input checked="" type="checkbox"/> Ops/Technical</p>
<p>Why: To allocate IP addresses to third party service providers for the delivery of services over CRV</p>	<p>Follow-up: <input type="checkbox"/> Required from States</p>
<p>When: 22-Oct-21</p>	<p>Status: Adopted by Subgroup</p>
<p>Who: <input checked="" type="checkbox"/> Sub groups <input type="checkbox"/> APAC States <input type="checkbox"/> ICAO APAC RO <input type="checkbox"/> ICAO HQ <input checked="" type="checkbox"/> Other: ACSI CG</p>	

Conclusion CNS SG/25/03 (SWIM TF/5/01) – Asia/Pacific SWIM Implementation Plan and Status Survey	
<p>What: To conduct a survey on SWIM implementation plan and status of Asia/Pacific Member States.</p>	<p>Expected impact:</p> <p><input type="checkbox"/> Political / Global</p> <p><input type="checkbox"/> Inter-regional</p> <p><input type="checkbox"/> Economic</p> <p><input type="checkbox"/> Environmental</p> <p><input checked="" type="checkbox"/> Ops/Technical</p>
<p>Why: To establish a baseline understanding of SWIM implementation plan and status within the Asia/Pacific region so as to aid the development of the regional SWIM implementation roadmap.</p>	<p>Follow-up: <input checked="" type="checkbox"/> Required from States</p>
<p>When: 22-Oct-21</p>	<p>Status: Adopted by Subgroup</p>
<p>Who: <input checked="" type="checkbox"/> Sub groups <input checked="" type="checkbox"/> APAC States <input type="checkbox"/> ICAO APAC RO <input type="checkbox"/> ICAO HQ <input checked="" type="checkbox"/> Other: SWIM TF</p>	

Decision CNS SG/25/04 (SWIMTF/05/02) – Revised SWIM TF Terms of Reference	
What: That, the revised SWIM TF Terms of Reference (ToR) as shown in Appendix F to the report be adopted.	Expected impact: <input type="checkbox"/> Political / Global <input type="checkbox"/> Inter-regional <input type="checkbox"/> Economic <input type="checkbox"/> Environmental <input checked="" type="checkbox"/> Ops/Technical
Why: To align with the progress made since the establishment of SWIM TF, the update of ICAO global and regional air navigation plans, and the revised task groups under SWIM TF adopted at SWIM TF/4.	Follow-up: <input type="checkbox"/> Required from States
When: 22-Oct-21	Status: Adopted by Subgroup
Who: <input checked="" type="checkbox"/> Sub groups <input type="checkbox"/> APAC States <input type="checkbox"/> ICAO APAC RO <input type="checkbox"/> ICAO HQ <input checked="" type="checkbox"/> Other: SWIM TF	

Conclusion CNS SG/25/05 – The Catalogue of Asia and Pacific Flight Inspection and Flight Validation Service Providers	
What: That, <i>The Catalogue of Asia and Pacific Flight Inspection and Flight Validation Service Providers</i> (Eleventh Edition) in the Appendix G to the report is adopted and be published on the ICAO Regional Office website.	Expected impact: <input type="checkbox"/> Political / Global <input type="checkbox"/> Inter-regional <input type="checkbox"/> Economic <input type="checkbox"/> Environmental <input checked="" type="checkbox"/> Ops/Technical
Why: The information in <i>The Catalogue of Asia and Pacific Flight Inspection and Flight Validation Service Providers Tenth Edition, April 2018</i>) need to be updated as per the recommendation of CNS SG/24	Follow-up: <input type="checkbox"/> Required from States
When: 22-Oct-21	Status: Adopted by Sub-group
Who: <input checked="" type="checkbox"/> CNS Sub-group <input type="checkbox"/> APAC States <input checked="" type="checkbox"/> ICAO APAC RO <input type="checkbox"/> ICAO HQ <input type="checkbox"/> Other:	

Conclusion CNS/SG/25/06 - Update of Flight Inspection Guidance Material (FIGM) for APAC Region	
What: That, the Edition 2.0 of the Flight Inspection Guidance Material (FIGM) provided in Appendix H to the Report be adopted.	Expected impact: <input type="checkbox"/> Political / Global <input type="checkbox"/> Inter-regional <input type="checkbox"/> Economic <input type="checkbox"/> Environmental <input checked="" type="checkbox"/> Ops/Technical
Why: The FIGM is subject to regular review and update, in the light of on-going development of flight inspection standards and recommended practices.	Follow-up: <input type="checkbox"/> Required from States
When: 22-Oct-21	Status: Adopted by Subgroup
Who: <input checked="" type="checkbox"/> Sub groups <input type="checkbox"/> APAC States <input checked="" type="checkbox"/> ICAO APAC RO <input type="checkbox"/> ICAO HQ <input type="checkbox"/> Other:	

Conclusion CNS SG/25/10 (SURICG/6/4) (DAPs WG/4/6) - Mode S DAPs IGD 3.0	
What: That, the <i>Mode S DAPs Implementation and Operation Guidance Document</i> Edition 3.0 provided in Appendix J to the report be adopted.	Expected impact: <input type="checkbox"/> Political / Global <input type="checkbox"/> Inter-regional <input type="checkbox"/> Economic <input type="checkbox"/> Environmental <input checked="" type="checkbox"/> Ops/Technical
Why: Editorial correction and revision to reflect regional updates in implementation.	Follow-up: <input checked="" type="checkbox"/> Required from States
When: 22-Oct-2021	Status: Adopted by Sub-Group
Who: <input checked="" type="checkbox"/> Sub groups <input checked="" type="checkbox"/> APAC States <input type="checkbox"/> ICAO APAC RO <input type="checkbox"/> ICAO HQ <input checked="" type="checkbox"/> Other: SURICG	

List of Conclusions/Decisions adopted by CNS SG/25 on behalf of APANPIRG on Technical Matters

Conclusion CNS SG/25/11 (SURICG/6/5) (Draft Conclusion DAPs WG/4/7 and Draft Decision DAPs WG/4/8) - Revision of the Regional Supplement to ASTERIX Interface Control Document (ICD)	
<p>What: ICAO APAC Regional Office to:</p> <p>a) update EUROCONTROL with the latest SAC allocation within Asia Pacific; and</p> <p>b) coordinate the allocation of SAC within Asia Pacific and not the SIC.</p>	<p>Expected impact:</p> <p><input type="checkbox"/> Political / Global</p> <p><input type="checkbox"/> Inter-regional</p> <p><input type="checkbox"/> Economic</p> <p><input type="checkbox"/> Environmental</p> <p><input checked="" type="checkbox"/> Ops/Technical</p>
<p>Why:</p> <p>a) EUROCONTROL published the SAC for all the regions except Asia Pacific. It is believed that the publication will be beneficial to the developers of future message protocol and surveillance related applications.</p> <p>b) SIC is managed by State and there is little value for ICAO APAC to manage the SIC. Considering the workload to manage the SIC and the negligible benefits, it is proposed that ICAO APAC not to manage SIC.</p>	<p>Follow-up:</p> <p><input type="checkbox"/> Required from States</p>
When: 22-Oct-2021	Status: Adopted by Sub-Group
Who: <input checked="" type="checkbox"/> Sub groups <input type="checkbox"/> APAC States <input checked="" type="checkbox"/> ICAO APAC RO <input type="checkbox"/> ICAO HQ <input checked="" type="checkbox"/> Other: SURICG	

Decision CNS SG/25/12 (SURICG/6/6): Revised ToR of Surveillance Study Group (SURSG)	
<p>That, the Revised Terms of Reference of the Surveillance Study Group (SURSG) provided in Appendix L to the report be adopted.</p>	<p>Expected impact:</p> <p><input type="checkbox"/> Political /Global</p> <p><input type="checkbox"/> Inter-regional</p> <p><input type="checkbox"/> Economic</p> <p><input type="checkbox"/> Environmental</p> <p><input checked="" type="checkbox"/> Ops/Technical</p>
<p>Why: The SURSG/1 meeting reviewed the ToR and made amendments on adding chair role and function, frequency of the meeting of SURSG and the mode of the various task lead meetings for effective progress update, decision making, work assignments as they arise and the need to update the list of contributing States as necessary.</p>	<p>Follow-up: <input type="checkbox"/> Required from States</p>
When: 22-Oct-2021	Status: Adopted by Sub-Group
Who: <input checked="" type="checkbox"/> Sub groups <input type="checkbox"/> APAC States <input type="checkbox"/> ICAO APAC RO <input type="checkbox"/> ICAO HQ <input type="checkbox"/> APANPIRG <input checked="" type="checkbox"/> Other: SURICG	

Conclusion CNS SG/25/13 (SURICG/6/7) - Integrity of ICAO Aircraft Address and Target Identification in ADS-B / MLAT / Mode S Data and Flight Plan	
What: To urge States/Administrations to proactively follow up with air operators to address discrepancies of ICAO Aircraft Address and Target Identification between ADS-B / MLAT / Mode S data and flight plan.	Expected impact: <input type="checkbox"/> Political / Global <input type="checkbox"/> Inter-regional <input type="checkbox"/> Economic <input type="checkbox"/> Environmental <input checked="" type="checkbox"/> Ops/Technical
Why: Such discrepancies will cause safety implications in ATC operation and induce additional workload to controllers and supporting staff in handling the cases.	Follow-up: <input checked="" type="checkbox"/> Required from States
When: 22-Oct-2021	Status: Adopted by Sub-group
Who: <input checked="" type="checkbox"/> Sub groups <input checked="" type="checkbox"/> APAC States <input type="checkbox"/> ICAO APAC RO <input type="checkbox"/> ICAO HQ <input checked="" type="checkbox"/> Other: SURICG	

Decision CNS SG/25/14 (SURICG/6/8): Revised ToR of Surveillance Implementation Coordination Group (SURICG)	
That, the Revised Terms of Reference of the Surveillance Implementation Coordination Group (SURICG) provided in Appendix N to the report be adopted.	Expected impact: <input type="checkbox"/> Political /Global <input type="checkbox"/> Inter-regional <input type="checkbox"/> Economic <input type="checkbox"/> Environmental <input checked="" type="checkbox"/> Ops/Technical
Why: The ToR from dissolved SEA/BOB ADS-B WG was reviewed and necessary updates were identified.	Follow-up: <input type="checkbox"/> Required from States
When: 22-Oct-2021	Status: Adopted by Sub-Group
Who: <input checked="" type="checkbox"/> Sub groups <input type="checkbox"/> APAC States <input type="checkbox"/> ICAO APAC RO <input type="checkbox"/> ICAO HQ <input type="checkbox"/> APANPIRG <input checked="" type="checkbox"/> Other: SURICG	

Conclusion CNS SG/25/15 (SURICG/6/9) - Revised ADS-B Implementation and Operations Guidance Document (AIGD)	
What: That, the revised ADS-B Implementation and Operations Guidance Document (AIGD) provided in Appendix O to the report, which consolidated all change proposals during SURICG/6, is adopted as Version 14.	Expected impact: <input type="checkbox"/> Political / Global <input type="checkbox"/> Inter-regional <input type="checkbox"/> Economic <input type="checkbox"/> Environmental <input checked="" type="checkbox"/> Ops/Technical
Why: Updates from SURICG/6	Follow-up: <input type="checkbox"/> Required from States
When: 22-Oct-2021	Status: Adopted by Subgroup
Who: <input checked="" type="checkbox"/> CNS Sub group <input type="checkbox"/> APAC States <input checked="" type="checkbox"/> ICAO APAC RO <input type="checkbox"/> ICAO HQ <input checked="" type="checkbox"/> Other: SURICG	

List of Conclusions/Decisions adopted by CNS SG/25 on behalf of APANPIRG on Technical Matters

Decision CNS SG/25/16 (ATMAS TF/2/1 (APA TF/7/1)) - Dissolution of APA TF		
What: Noting that most of the tasks outlined in the ToR have been achieved and the completion of residual part of action items will be undertaken by ATMAS TF. That, the APA TF be dissolved.	Expected impact: <input type="checkbox"/> Political / Global <input type="checkbox"/> Inter-regional <input type="checkbox"/> Economic <input type="checkbox"/> Environmental <input checked="" type="checkbox"/> Ops/Technical	
Why: The APA TF Terms of Reference have been completed and pending action items will be undertaken by ATMAS TF.	Follow-up: <input type="checkbox"/> Required from States	
When: 22-Oct-2021	Status: Adopted by Sub-Group	
Who: <input checked="" type="checkbox"/> Sub groups <input type="checkbox"/> APAC States <input checked="" type="checkbox"/> ICAO APAC RO <input type="checkbox"/> ICAO HQ <input checked="" type="checkbox"/> Other: ATMAS TF		

Decision CNS SG/25/17 (ATMAS TF/2/2) – Revised ATMAS TF Terms of Reference		
What: That, the revised ATMAS TF Terms of Reference (ToR) as shown in Appendix P of the Report be adopted.	Expected impact: <input type="checkbox"/> Political / Global <input type="checkbox"/> Inter-regional <input type="checkbox"/> Economic <input type="checkbox"/> Environmental <input checked="" type="checkbox"/> Ops/Technical	
Why: After dissolution of the APA TF, the ongoing APAC regional AIDC work will be conducted by ATMAS TF.	Follow-up: <input type="checkbox"/> Required from States	
When: 22-Oct-21	Status: Adopted by Sub-Group	
Who: <input checked="" type="checkbox"/> Sub groups <input type="checkbox"/> APAC States <input type="checkbox"/> ICAO APAC RO <input type="checkbox"/> ICAO HQ <input checked="" type="checkbox"/> Other: ATMAS TF		

A List of Conclusions adopted by APANPIRG/32 Meeting related to CNS

Conclusion APANPIRG/32/7 (CNS SG/25/02) - Implementation of CRV for small Pacific Island and small ANSP in the region using CRV Solution, PCCWG SLA Package D.	
<p>What: That, the CRV OG should consider the following to assist small Pacific Islands & small ANSP in APAC in the implementation of CRV:</p> <p>a) Small Pacific Island and small ANSP in the region to consider using CRV SLA package D as the CRV solutions to implement CRV for the exchange of voice & AMHS services</p> <p>b) With target date to implement CRV by the end of 2021 by APANPIRG Conclusion C 31/12, it is recommended that the CRV OG to work closely with the small Pacific Islands, small ANSP in the region and PCCWG on a cost effective CRV solution to implement CRV.</p>	<p>Expected impact:</p> <p><input type="checkbox"/> Political / Global</p> <p><input type="checkbox"/> Inter-regional</p> <p><input checked="" type="checkbox"/> Economic</p> <p><input type="checkbox"/> Environmental</p> <p><input checked="" type="checkbox"/> Ops/Technical</p>
<p>Why: To facilitate the implementation of CRV for the small Pacific Island & small ANSP in the region</p>	<p>Follow-up: <input checked="" type="checkbox"/> Required from States</p>
<p>When: 03-Dec-2021</p>	<p>Status: Adopted by PIRG</p>
<p>Who: <input checked="" type="checkbox"/> Sub groups <input checked="" type="checkbox"/> APAC States <input type="checkbox"/> ICAO APAC RO <input type="checkbox"/> ICAO HQ <input checked="" type="checkbox"/> Other: ACSICG</p>	

Conclusion APANPIRG/32/8 (CNS SG/25/07) - Interrogator Code (IC) Planning and Coordination	
<p>What: That,</p> <p>With the need to extend the Use of Surveillance Identifier (SI) in Interrogator Code (IC) on top of Interrogator Identifier (II), the relevant APANPIRG Conclusions were updated as follows:</p> <p><i>Coordination Process for SSR Mode S Interrogator Code (IC) (formerly Conclusion 19/40)</i></p> <p>a) in view of the increasing density of SSR interrogator installations in the region, and that States have varying readiness to extend from Interrogator Identifier (II) to both Interrogator Identifier and Surveillance Identifiers (SI) codes, there will be a period whereby both II and SI will be used.</p> <p>b) while implementing SSR Mode S, States should take into account following issues while assigning IC for these installations:</p> <ul style="list-style-type: none"> • for planning the implementation of SSR Mode S interrogators, administrations should ensure that the interrogators with overlapping coverage are not operating with the same IC. • where, the coverage of the interrogator extends beyond the boundaries of the State, The IC should be worked out in 	<p>Expected impact:</p> <p><input type="checkbox"/> Political / Global</p> <p><input checked="" type="checkbox"/> Inter-regional</p> <p><input type="checkbox"/> Economic</p> <p><input type="checkbox"/> Environmental</p> <p><input checked="" type="checkbox"/> Ops/Technical</p>

<p>coordination with the ICAO Asia and Pacific Office and the neighbouring States concerned, and</p> <ul style="list-style-type: none"> • administrations should inform the ICAO Asia and Pacific Office about the assigned IC for these installations. <p><i>Coordination Requirements for SSR Mode S Interrogator Codes (IC) (formerly Conclusion 20/56)</i></p> <p>States be advised to provide the following information on SSR Mode S Interrogator Code to the ICAO Asia/Pacific Office for coordination and registration.</p> <p>a) Name of country/territory and location of facility; b) Antenna Coordinates (Latitude and Longitude); c) Elevation of antenna above the Mean Sea Level (MSL) in meters; d) Maximum Coverage of SSR Mode S Interrogator in nautical mile; e) II Code (1 to 15) or SI Code (1 to 63); and f) Remarks (special configuration such as radar clustering, lockout override, II/SI mode capability)</p> <p><i>Planning Criteria for SSR Mode S Interrogator Code (IC) Assignment (formerly Conclusion 20/57)</i></p> <p>The planning criteria for SSR Mode S IC coordination and assignment as provided in Appendix J of Doc 9924 (Third Edition, 2020) be adopted for use in the Asia/Pacific Region.</p>		
<p>Why: Due to higher density of radars, some States are facing a shortage of II codes. It has to be solved by transiting from II to SI code. It is noted that state may use a mixture of II and SI codes before complete migration to SI code.</p> <p>The assignment of interrogator codes (IC), where necessary in areas of overlapping coverage, across international boundaries of flight information regions, shall be the subject of regional air navigation agreements.</p> <p>States still have to coordinate with ICAO APAC Regional Office on the allocation of II codes and SI codes.</p>	<p>Follow-up: <input checked="" type="checkbox"/> Required from States</p>	
When: 03-Dec-2021	Status: Adopted by PIRG	
Who: <input checked="" type="checkbox"/> Sub groups <input checked="" type="checkbox"/> APAC States <input checked="" type="checkbox"/> ICAO APAC RO <input type="checkbox"/> ICAO HQ <input checked="" type="checkbox"/> Other: SURICG		

*Note: This draft conclusion will supersede **APANPIRG Conclusions 19/40, 20/56 and 20/57** once adopted.*

Conclusion APANPIRG/32/9 (CNS SG/25/08) - Transition from II code to II and SI mixed code	
What: States with Mode S radar capable of performing II/SI mode operations are encouraged to transit from II code to II and SI mixed code, so as to ease the shortage of II codes. States planning to perform	Expected impact: <input type="checkbox"/> Political / Global

the transition shall coordinate with ICAO APAC Regional Office to obtain the SI codes.	<input type="checkbox"/> Inter-regional <input checked="" type="checkbox"/> Economic <input type="checkbox"/> Environmental <input checked="" type="checkbox"/> Ops/Technical
Why: Due to higher density of radars, some States are facing a shortage of IC codes, which has to be solved by transiting from II to II and SI mixed code. It is noted that radars using II and SI codes can co-exist, hence there is no need for a big bang approach. However, States still have to coordinate with ICAO APAC Regional Office on the allocation of SI codes.	Follow-up: <input checked="" type="checkbox"/> Required from States
When: 03-Dec-2021	Status: Adopted by PIRG
Who: <input checked="" type="checkbox"/> Sub groups <input checked="" type="checkbox"/> APAC States <input checked="" type="checkbox"/> ICAO APAC RO <input type="checkbox"/> ICAO HQ <input checked="" type="checkbox"/> Other: SURICG	

Conclusion APANPIRG/32/10 (CNS SG/25/09) - The APAC Regional Roadmap for Mode S Implementation	
What: That, the APAC Regional Roadmap for Mode S Implementation provided in Appendix D to the Report on Agenda Item 3.4 be adopted.	Expected impact: <input type="checkbox"/> Political / Global <input type="checkbox"/> Inter-regional <input checked="" type="checkbox"/> Economic <input type="checkbox"/> Environmental <input checked="" type="checkbox"/> Ops/Technical
Why: The revised Roadmap defined the scope and rational steps for the implementation of Mode S in APAC region.	Follow-up: <input checked="" type="checkbox"/> Required from States
When: 03-Dec-2021	Status: Adopted by PIRG
Who: <input checked="" type="checkbox"/> Sub groups <input checked="" type="checkbox"/> APAC States <input checked="" type="checkbox"/> ICAO APAC RO <input type="checkbox"/> ICAO HQ <input checked="" type="checkbox"/> Other: SURICG	

INTERNATIONAL CIVIL AVIATION ORGANIZATION



**COMMON AERONAUTICAL VPN (CRV)
IMPLEMENTATION PLAN**

Version 2.10

17~~5~~ May 2021~~9~~

COMMON AERONAUTICAL VPN (CRV)
IMPLEMENTATION PLAN – V1.0

Table of Contents

ABBREVIATIONS	4
1.0 INTRODUCTION	6
1.1 Purpose	6
1.2 Overview of the CRV	6
2.0 IMPLEMENTATION OVERVIEW AND PROCESSES	7
2.1 General Description of Implementation	7
2.2 Implementation Schedule/ Roadmap	7
2.2.1 Work Processes	7
2.2.2 Roadmap for CRV	8
2.3 Application Transition Schemes	8
2.3.1 AMHS	8
2.3.2 AFTN	8
2.3.3 ADS-B	9
2.3.4 Voice	9
2.4 Technical Specifications of CRV (for applications reference)	9
2.4.1 Service Level Agreement & Quality of Service	10
2.4.2 IP Addressing	10
2.4.3 Interface	11
2.4.4 Routing Restrictions	11
2.4.5 Packet Loss Rate:	11
2.4.6 For VoIP Transport (ED-137)	11
2.4.7 Standards used	11
2.5 Use Cases	12
3.0 IMPLEMENTATION SUPPORT	14
3.1 Introduction	14
3.2 Implementation Team	15
3.2.1 CRV-OG	15
3.2.2 National CRV Points of Contact	15
3.2.3 Local CRV Points of Contact	191928
3.2.4 CRV Contractor	222242
4.0 BASIC SITE IMPLEMENTATION REQUIREMENTS	232343
4.1 Site/ Facilities Requirements	232343
4.1.1 CRV User Responsibility	232343
4.1.2 Contractor Responsibility	232343
4.2 Hardware and Software Requirements	252545
4.2.1 General Topics	252545
4.2.2 Hardware Requirements	252545
4.2.3 Software Requirements	262646
5.0 TESTING AND EVALUATION	262646
6.0 CONTINGENCY PLAN/ BACK-OFF PLAN	272747
6.1 Purpose	272747
6.2 Harmonized Contingency Plan	282848
7.0 MIXED OPERATING ENVIRONMENT	282848
7.1 Routing of AFTN/ AMHS messages to non-CRV States/ Administrations	282848

COMMON AERONAUTICAL VPN (CRV)
IMPLEMENTATION PLAN – V1.0

7.2 Inter-Region common network connectivity.....	282848
Appendix A.....	292949
Appendix B.....	383863

COMMON AERONAUTICAL VPN (CRV)
IMPLEMENTATION PLAN – V1.0

ABBREVIATIONS

ABBREVIATION	DESCRIPTION
AFTN	Aeronautical Fixed Telecommunication Network
AIDC	ATS Inter-facility Data Exchange
AMHS	Air Traffic Service Message Handling System
ANSP	Air Navigation Service Provider
APANPIRG	Asia/Pacific Air Navigation Planning and Implementation Regional Group
APAC	Asia/Pacific
ATC	Air Traffic Control
ATM	Air Traffic Management
ATN	Aeronautical Telecommunication Network
ATS	Air Traffic Services
BBIS	Backbone Boundary Intermediate System
BIS	Boundary Intermediate System
CAA	Civil Aviation Authority
CAR	Caribbean Region
CBA	Cost Benefit Analysis
CNS	Communications, Navigation and Surveillance
ConOps	Concept of Operations
CRV	Common aeRonautical Virtual Private Network
DSCP	Differentiated Services Code Point
EUR	European Region
FIXM	Flight Information Exchange Model
FPL	Flight Plan
ICAO	International Civil Aviation Organization
IP	Internet Protocol
IPS	Internet Protocol Suite
IWXXM	ICAO Weather Information Exchange Model
MET	Meteorological
MPLS	Multi-Protocol Label Switching
NAT	Network Address Translation
NID	Network Interface Device
OH	Operational Hazard
OG	Operation Group
OSI	Open Systems Interconnections
PoC	Point of Contact
QoS	Quality of Service
RFI	Request for Information
RFP	Request for Proposal
SARP	Standards and Recommended Practices
SAT	Site Acceptance Test
SIP	Session Initiation Protocol
SME	Subject Matter Expert
SOP	Standard Operating Procedures
ST	Sealed Tender
SWIM	System-Wide Information Management

COMMON AERONAUTICAL VPN (CRV)
IMPLEMENTATION PLAN – V1.0

ABBREVIATION	DESCRIPTION
TF	Task Force
WXXM	Weather Information Exchange Model (based on XML)
UC	Use Case
VoIP	Voice Over Internet Protocol
VPN	Virtual Private Network
XML	Extensible Markup Language

COMMON AERONAUTICAL VPN (CRV)
IMPLEMENTATION PLAN – V1.0

1.0 INTRODUCTION

1.1 Purpose

The purpose of this Implementation Plan is to provide guidance for all States/ Administrations on the operation requirements for the upcoming Common Aeronautical Virtual Private Network (CRV) used in Asia/ Pacific (APAC) Region and the roadmap for implementation.

The details includes in Table 1, Table 2 and Appendix A, a list of all States/ Administrations concerned, and for each State/ Administration it includes the:

- i. National Points of Contact and Local Points of Contact; and
- ii. expected deployment date.

The information contained in this document was first adopted by the 1st Meeting of CRV Operations Group (CRV OG/1). It is intended that this Implementation Plan shall be used as the means to:

- i. identify all actions required to implement CRV;
- ii. ensure a harmonized approach for the APAC Region;
- iii. monitor and report on progress; and
- iv. identify any issues, risks or problems which may arise.

1.2 Overview of the CRV

Currently, aeronautical ground-ground communications in the ICAO Asia/Pacific Region, and in particular Aeronautical Fixed Telecommunication Network (AFTN) and AMHS services, operate over point-to-point international leased circuits. However, this network configuration exhibits a number of limitations such as the inability to switch to new protocols like Voice over IP (VoIP) or System Wide Information Management (SWIM) efficiently, high cost for every connection and limited flexibility for increase in bandwidth.

A CRV Task Force (TF) was formally established in accordance with APANPIRG Decision (24/32), (Bangkok, Thailand, 24-26 June 2013). The concept of CRV was taken from other common network that has already implemented in other regions such as Pan-European Network Services (PENS) and FAA Telecommunication Infrastructure (FTI).

The CRV is a dedicated multiprotocol label switching (MPLS) Internet Protocol (IP) based Virtual Private Network (VPN) communication network provided by a common network service provider and support all Aeronautical Fixed Service (AFS) in the APAC region. Telecommunication costs are reduced as States/ Administrations will only require minimal connections to a far reaching network instead of individual connections to each neighboring State/ Administration. The CRV service provider provides the service to allow CRV members to exchange voice and data information with each other.

Each CRV member should determine the amount of bandwidth require for each Quality of Service (QoS) sub queue. In addition, each CRV member should also determine the total access bandwidth that they need to subscribe.

COMMON AERONAUTICAL VPN (CRV)
IMPLEMENTATION PLAN – V1.0

2.0 IMPLEMENTATION OVERVIEW AND PROCESSES

2.1 General Description of Implementation

States/ Administrations should refer to the implementation roadmap (see Appendix A) to take note of the estimated CRV implementation date provided by other States/ Administrations that they wish to exchange data/ voice via the CRV.

The implementation date, type of data, voice, bandwidth and QoS between the two States/ Administrations shall be negotiated and agreed bilaterally and supported by the CRV service provider.

CRV service provider is to put up individual service contracts for the two connecting States/ Administrations.

The work processes and CRV implementation roadmap in 2.2 provides a breakdown of the estimated schedule and serve as a guide.

2.2 Implementation Schedule/ Roadmap

The planned project timeline for each States/ Administrations to implement CRV could be based on the estimated work processes schedule and roadmap for CRV.

2.2.1 Work Processes

The projected activities and schedule to implement the services includes the following:

S/No.	Subject	Projected Activities	Projected Schedule
1	Technical requirements and SOW	<ol style="list-style-type: none"> 1. Respective ANSPs develop their associated requirements and Statement of Work (SOW) that specify performance, interface, conversion, operational procedure, acceptance test procedure 2. Present to Vendor for comment and response 3. To seek CRV-OG concurrence on deviation from CRV common package 4. Finalize requirements 	6 to 9 months
2	Negotiation and agreement between two connecting States/ Administrations	<ol style="list-style-type: none"> 1. To decide the type of data or voice to be exchanged via CRC, QoS for each type of applications and the required bandwidth 2. CRV Contractor to comment and response to the agreed requirements 3. Agree to implementation schedule 	6 to 9 months
3	CRV Contractor proposes Contract to ANSP	<ol style="list-style-type: none"> 4. Contractual and Legal review 5. Technical and operational review 6. Finalize contract 7. Establish contract and payment system 	6 to 9 months
4	Site preparation	Site preparation and implementation of the service	1 to 3 months

COMMON AERONAUTICAL VPN (CRV)
IMPLEMENTATION PLAN – V1.0

S/No.	Subject	Projected Activities	Projected Schedule
5	Test and evaluation	1. Perform acceptance test with associated applications 2. Perform acceptance test with respective ANSPs	3 to 6 months
6	Service acceptance	Service acceptance	1 week

2.2.2 Roadmap for CRV

The roadmap for CRV implementation in the APAC Region is appended in Appendix A.

2.3 Application Transition Schemes

This paragraph provides States/ Administrations the recommended transition scheme for each application (e.g. AMHS, ATFM, ADS-B, Voice, etc.) targeted to be implemented or migrated from the existing communication link/ network.

2.3.1 AMHS

Being IP, it should be possible to reroute the existing connection at the IP layer either by an address translation or by pointing the LA at a new IP address in the AMHS system. However the recommended approach will be to setup a parallel connection using the CRV that can be thoroughly tested to the satisfaction of both ANSP's. Once the stability of the CRV has been verified, the cutover would be conducted by the respective com-centers at the AMHS system level. The actual approach taken will require a negotiation between each pair of ANSP's.

2.3.2 AFTN

Depending on the existing AFTN connection there are a number of migration strategies available.

Option 1. Migration to AMHS

Setting up a new AMHS link over the CRV as per ICAO grand master plan xyz.123 would be the preferred option for migration of AFTN. It would allow the new connection to be setup and tested independently.

Option 2. Migrate from native X.25 to XoT

Where the existing connection is a native X.25 connection end to end, and migration to AMHS is not possible, then XoT is the next preferred option. It is recommended that a new LA be setup that uses the XoT over CRV path. Once the XoT connection has been verified and tested by each ANSP then actual migration of AFTN would be performed by the respective com centers similar to AMHS in 2.3.1 above. If PCCW are not able to provide serial interfaces on their CE routers then it would be incumbent on the ANSP to deliver the AFTN traffic as a XoT connection.

Option 3. Migrate from XoT to XoT

Where the AFTN connection between two ANSP's is already using XoT, and if the trust in the performance of the CRV is high, then the cutover from the legacy link to the CRV could be as simple as an X25 route change on each ANSP's respective XoT routers. Alternatively, a new LA could be setup and tested before being cutover at the system level by the respective ANSP's com-centers.

COMMON AERONAUTICAL VPN (CRV)
IMPLEMENTATION PLAN – V1.0

2.3.3 ADS-B

To deliver their stream to the PCCW gateway, likewise at the other end it would be up to the partner ANSP to ensure that there is a multicast path available from the CRV egress to their flight data management system. Being multicast it is possible for the same information to traverse the same two endpoints via multiple network paths simultaneously, however some ANSPs may decide to setup new multicast groups via the CRV so that the performance of the CRV can be measured against the legacy link. Alternatively, ANSPs may decide to replace the multicast stream with unicast data flows that operate via an ADS-B filter.

PCCW could implement Generic Routing Encapsulation (GRE) tunnel solution (NID to NID) between States/ Administrations who are agreeable to have direct connection for routing control over the any to any MPLS layer 3 backbone.

2.3.4 Voice

The specific strategy used to migrate the voice services will vary depending on the existing setup, the proposed voice interface between the ANSP and PCCW (E&M / ISDN / VoIP), how the partner ANSP is setup and their intended connection to PCCW. Despite this there are two main options.

Option 1 – New buttons on the operator consoles - Preferred

This option involves setting up new buttons on the operator consoles at each end. The new buttons are configured from the outset to route via the CRV. This strategy allows the new service to be configured and tested with minimal disruption to operators and also allows for an almost seamless cutover (pressing a different button). Another great advantage of this strategy is to ability to do a practical test of the voice quality by allowing the same pair of controllers test both paths within a few seconds of each other.

Option 2 – Reconfigure existing connections to use the CRV

Where Option 1 is not possible, the only other alternative is to reconfigure the existing connection. This will involve increased coordination between the two ANSP's and PCCW as well as potentially multiple technical groups within an ANSP as it is likely that multiple systems will need to be reconfigured at the same time. E.g. Voice switches, networking devices etc. This option would also involve a lengthy outage and interruption to operational staff.

2.4 Technical Specifications of CRV (for applications reference)

CRV envisaged in the ICAO CNS/ ATM concept via through two backbones (one Multiprotocol Label Switching (MPLS), based on a terrestrial, satellite, or both networks, and one based on a secured Virtual Private Network over the public internet.

- i. It will be a homogeneous and generalized application of the IP protocol in the transport network for voice and data aeronautical communications;
- ii. It will established an appropriate Quality of Service (QoS) quality requirements;
- iii. It will have a centralized and common network management;
- iv. It will have a homogeneous and standardized interface, consisting Network Interface Device(s) (NID(s)) linked to the existing local switches, satellite and/or terrestrial links based on the Multiprotocol Label Switching (MPLS) technology, as well as ground services, based on a Virtual Private Network (VPN) over the public internet;

COMMON AERONAUTICAL VPN (CRV)
IMPLEMENTATION PLAN – V1.0

- v. It will have voice and data gateway service by the Service Provider; and
- vi. For IT security, individual ANSPs may implement an authentication service based on a cooperative public key infrastructure (PKI) including IPsec for IPv4 and IPv6 and digital certificates management for public IP links between ANSPs.

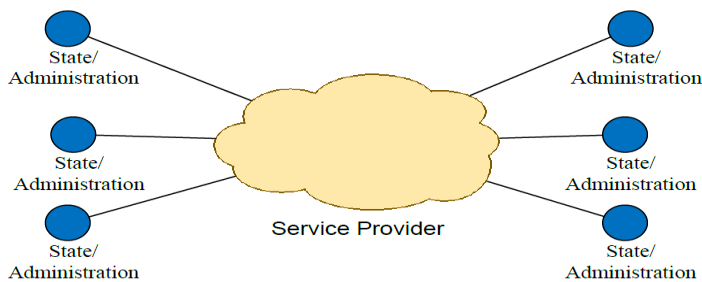


Figure 1: High level system overview of CRV

2.4.1 Service Level Agreement & Quality of Service

- i. QoS are implemented using guidance from IETF RFC 4594 Configuration Guidelines for Different Service Classes. The routing protocol, voice, voice signaling, real-time interactive and standard data types shall all be given separate QoS bandwidth;
- ii. Differentiated Services Code Point (DSCP) QoS markings to traffic will be used before it enters the network; and
- iii. SLAs are based on States/ Administrations' requirements (i.e. Packages A, B, B+, C, C+ and D offered by CRV contractor).

2.4.2 IP Addressing

- i. CRV supports IPv4 and IPv6 addressing. The overall IP addressing plan will be centrally managed by the CRV contractor and will be known as the CRV IP address plan;
- ii. An IPv4 plan, appended as Appendix B, was agreed in the APAC region and was concluded through Conclusion 21/22 - Asia/Pacific ATN Interim Addressing Plan; ~~and~~
- iii. In the development of the IPv4 plan, a flexible margin has been designated to allow future growth or change. Through draft Conclusion CRV OG/8/XX, using one vacant /19 IP address block "10.46.0.1 to 10.46.255.254", each third party Service Provider (e.g. AIREON LLC providing Automatic Dependent Surveillance - Broadcast data over CRV) is assigned 254, ~~or~~ 510, ~~or~~ 764 or 1022 usable Network addresses (depending on Service Providers' technical requirements); and
- iv. The Middle East Regional (MID) region IPv4 plan is appended as Appendix C of this document.

Formatted: List Paragraph, Left, No bullets or numbering

COMMON AERONAUTICAL VPN (CRV)
IMPLEMENTATION PLAN – V1.0

2.4.3 Interface

- i. The interface type provided by the NID to the CRV User is the Ethernet IEEE 802.3ab (1000 Base-T).

2.4.4 Routing Restrictions

- i. Route advertisements will be restricted so that each CRV User which interacts with the CRV routing protocol can only advertise subnets which are allowed in the CRV IP Address Plan.
- ii. When peering with the CRV Contractors network, it is permissible to use the CRV User's own Public IP addressing and ASN, and the CRV Contractor will use a Public AS.

2.4.5 Packet Loss Rate:

- i. Packet loss rate of less than 0.1% for all the SLA-Voice; and
- ii. Packet loss rate of less than 0.5% for all the SLA-Data.

2.4.6 For VoIP Transport (ED-137)

- i. The VoIP Transport shall provide a maximum jitter of 40ms;
- ii. The VoIP Transport shall provide a maximum packet loss of 0.1%;
- iii. The VoIP Transport shall provide an availability greater than 99.9%; and
- iv. The CRV shall use the high priority tags in the VPN packet headers to ensure that VoIP traffic is given high priority and minimal delay. An appropriate level of priority will be given to ED-137 SIP signaling.

2.4.7 Standards used

- i. SNMP and MIB-II management protocols, implemented in accordance with RFC 1157 and RFC 1213;
- ii. Implementation of the RTP/RTCP and RTP "header compression" protocols, in accordance with RFC 2508;
- iii. The multiservice IP network permit the creation of VPNs using MPLS, in accordance with RFC 2547 and RFC 3031, and QoS configuration over MPLS/VPN, in accordance with RFC 3270 and RFC 2983;
- iv. QoS is implemented using guidance from IETF RFC 4594. (Covered under QoS); and
- v. The CRV provide transport for the ED-137 VoIP.

*Note: If at the time of the publication of this document the specific rules and standards mentioned in any of the other Sections have been revoked, superseded or updated, the new rules or standards shall be deemed as applicable.

COMMON AERONAUTICAL VPN (CRV)
IMPLEMENTATION PLAN – V1.0

2.5 Use Cases

Use Case 1 – ANSPs Interconnect AMHS

Summary of Situation

ANSP ‘A’ and ANSP ‘B’ wish to have a direct connection between their AMHS. Both ANSPs decide that the AMHS application shall be built upon the Aeronautical Telecommunication Network (ATN). The ATN will in turn use the CRV.

User Response

Each ANSP already has a connection to the CRV. Each ANSP:

1. Notifies the CRV-OG Coordinator of their intention to establish the new facility.
2. Determines if their existing access speed is sufficient. If it is not the ANSP will arrange with the CRV Service Provider to increase their bandwidth.
3. Negotiates bi-laterally with the other ANSP to determine what IT security arrangements are required. In this User Case they decide to implement an IPSec VPN.
4. Negotiates bi-laterally with the other ANSP to determine what testing, acceptance and commissioning procedures are required.
5. Notify CRV-OG on completion of the implementation to update records.

Operational Needs

- UC1.1 The CRV link must meet the reliability and availability needs of AMHS.
- UC1.2 The CRV link must provide IP version 4 transport for the ATN.
- UC1.3 The CRV link must provide IP version 6 transport for the ATN.
- UC1.4 The CRV link must allow the ANSPs to implement IPSec VPN tunnels.
- UC1.5 The CRV link must allow for bandwidth changes.

Use Case 2 – ANSPs Implement ATC Voice over Internet Protocol Circuits

Summary of Situation

ANSPs ‘A’ and ‘B’ wish to build upon the success of their AMHS implementation and have identified four Voice over Internet Protocol (VoIP) voice circuits which should be moved to the CRV.

User Response

Each ANSP already has a connection to the CRV. Each ANSP:

1. Notifies the CRV-OG Coordinator of their intention to establish the new facility.
2. Determines if their existing access bandwidth is sufficient. If it is not, the ANSP will arrange with the Service Provider to increase their bandwidth.
3. Negotiates bi-laterally with the other ANSP to determine what IT security arrangements are required. In this Case they decide to implement an IPSec VPN to provide secure end-to-end transport between ANSPs.
4. Negotiates bi-laterally with the other ANSP to determine what testing, acceptance and commissioning procedures are required.
5. Tags the VPN traffic containing the Voice over Internet Protocol (VoIP) Real-time Transport Protocol (RTP) and Session Initiation Protocol (SIP) data with appropriate priority markings to allow the CRV Service Provider to identify the voice traffic.

Operational Needs

- UC2.1 The CRV link must meet the reliability and availability needs of ATC voice.
- UC2.2 The CRV link must provide an IP version 4 VPN tunnel to transport IP version 4 VoIP and SIP signaling.
- UC2.3 The CRV link must provide an IP version 6 VPN tunnel to transport IP version 6 VoIP and SIP signaling.

COMMON AERONAUTICAL VPN (CRV)
IMPLEMENTATION PLAN – V1.0

UC2.4 The CRV link will use the high priority tags in the VPN packet headers to ensure that VoIP traffic is given high priority and minimal delay.

Use Case 3 – ANSPs Implement Automatic Ring-down Circuits

Summary of Situation

ANSPs 'A' and 'B' wish to build upon the success of their AMHS implementation and have identified an Automatic Ring-down (ARD) analog voice circuit which should be moved to the CRV.

User Response

Each ANSP already has a connection to the CRV. Each ANSP:

1. Notifies the CRV-OG Coordinator of their intention to establish the new facility.
2. Determines if their existing access bandwidth is sufficient. If it is not, the ANSP will arrange with the Service Provider to increase their bandwidth.
3. Negotiates bi-laterally with the other ANSP to determine what voice quality Mean Opinion Score (MOS) is required. Perceptual Evaluation of Speech Quality (PESQ) ITU-T Rec. P.862 may be used to measure the effects of distortions (e.g. errors, packet loss, delay, etc.) to provide the MOS score.
4. Negotiates bi-laterally with the other ANSP to determine what testing, acceptance and commissioning procedures are required.

UC3.1 The CRV link must meet the reliability and availability needs of ATC voice.

UC3.2 The CRV link must provide conversion from analog voice to VoIP.

UC3.3 The CRV link must provide appropriate SIP signaling to support the ARD functionality.

UC3.4 The CRV link must provide IP version 4 transport for the VoIP.

UC3.5 The CRV link must provide IP version 6 transport for the VoIP.

UC3.6 The CRV link will use the high priority tags in the packet headers to ensure that VoIP traffic is given high priority and minimal delay. The CRV must give an appropriate level of priority to SIP.

UC3.7 The CRV link must deliver voice so that it is clearly understood with minimal delay.

Use Case 4 – ANSPs Implement Analog Voice Circuits

Summary of Situation

ANSPs 'A' and 'B' wish to build upon the success of their AMHS implementation and have identified four analog voice circuits which should be moved to the CRV.

User Response

Each ANSP already has a connection to the CRV. Each ANSP:

1. Notifies the CRV-OG Coordinator of their intention to establish the new facility.
2. Determines if their existing access bandwidth is sufficient. If it is not, the ANSP will arrange with the Service Provider to increase their bandwidth.
3. Negotiates bi-laterally with the other ANSP to determine what voice quality Mean Opinion Score (MOS) is required. In this Case they decide a MOS of 4.0 is required so they select a CRV service level that provides the required voice quality.
4. Negotiates bi-laterally with the other ANSP to determine what testing, acceptance and commissioning procedures are required.

Operational Needs

UC4.1 The CRV link must meet the reliability and availability needs of ATC voice.

UC4.2 The CRV link must provide conversion from analog voice to VoIP.

UC4.3 The CRV link must detect analog signaling and provide appropriate SIP signaling and vice versa.

UC4.4 The CRV link must provide IP version 4 transport for the VoIP.

UC4.5 The CRV link must provide IP version 6 transport for the VoIP.

UC4.6 The CRV link will use the high priority tags in the packet headers to ensure that VoIP traffic is given high priority and minimal delay. The CRV must give an appropriate level of priority to SIP.

UC4.7 The CRV link must deliver voice so that it is clearly understood with minimal delay.

COMMON AERONAUTICAL VPN (CRV)
IMPLEMENTATION PLAN – V1.0

3.0 IMPLEMENTATION SUPPORT

3.1 Introduction

The aim of the transition is to be interruption less. But as the services must migrate from the current network infrastructure to the CRV, an interruption time due to disconnection and reconnection, is mandatory and the team involved (CRV-OG, CRV Members and Contractor) will be of utmost importance to the overall process.

This chapter comprises the basic teams involved in the implementation of the CRV infrastructure, the roles of each professional and the main coordination steps and stakeholders including the CRV-OG.

These responsibilities come in addition to those stated in the Terms and Conditions and Terms of Reference.

Figure 3 describes the relevant entities for the CRV implementation.

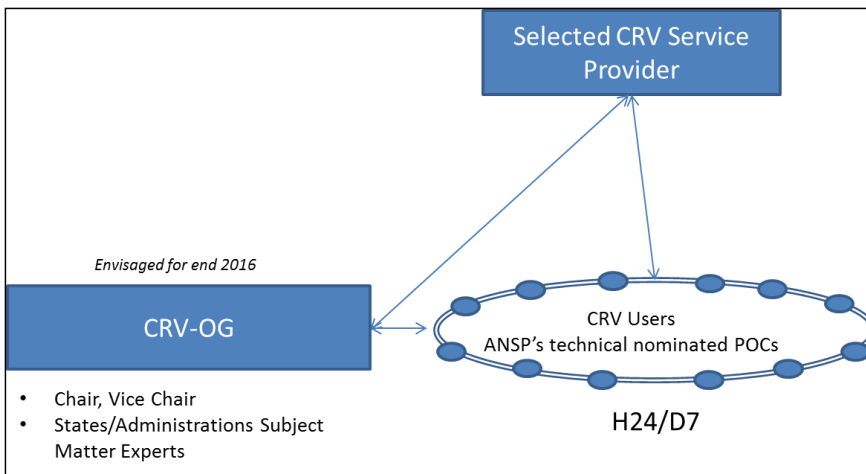


Figure 3: Relevant Entities to this Project.
(Source: CRV Tender doc - Att II - Terms of Reference_v3)

COMMON AERONAUTICAL VPN (CRV)
IMPLEMENTATION PLAN – V1.0

3.2 Implementation Team

The implementation team will be composed of the CRV-OG representatives, the National Points of Contact (NPOC), Local Points of Contact (LPOC) and the CRV Contractor Team, as described in the following sections.

3.2.1 CRV-OG

The CRV Operations Group (OG) will provide oversight of the function and performance of the network after the CRV is completely installed. Besides, it will be involved in the oversight of the implementation of the CRV post Contract Award.

The main activities and roles applied to the CRV-OG during the implementation of the CRV infrastructure are:

- i. Develop close coordination with the National CRV POC and Contractor for the complete implementation of the CRV node;
- ii. Provide the CRV IP Addressing Scheme (Plan) to the Contractor, in close coordination with the National CRV POC; and
- iii. Provide the classification and marking scheme for the prioritization of traffic for the QoS to be used by the aeronautical applications in the CRV network.

Note: When applying QoS, the end-to-end configuration needs to be observed (LAN- layer 2 switches and WAN- Layer 3 routers devices). So, this activity will involve close coordination with the National CRV POC and Contractor, taking into consideration the tender document Att II - Annex b - Matrix of Flows for CRV services_v2), SLA, and the tender document Att II - Annex c - Mapping of services for quality management_v2.

3.2.2 National CRV Points of Contact

Table 1 contains the National CRV Points of Contact that will be in charge of the whole process in each CRV Member, independently if the State involved has more than one node.

The main activities and roles of the National CRV Points of Contact are:

- i. Develop close coordination with the CRV-OG representatives, Contractor and Local CRV POC for the complete implementation of the CRV node;
- ii. Receive the requests for site surveys from the Contractor, coordinating the actions with the Local CRV POC;
- iii. Participate and/or Coordinate the participation of the Local CRV POC and Local Staff in the implementation meetings with the Contractor;
- iv. Participate and/or Coordinate the participation of the Local CRV POC and Local Staff in the training package (on line, on site, initial and refresh) as defined in the Section 3.12 (Training) of the Terms of Reference (TOR) document;
- v. Coordinate the actions and instruct the Local CRV Points of Contact regarding all activities

COMMON AERONAUTICAL VPN (CRV)
IMPLEMENTATION PLAN – V1.0

involved in the implementation phase;

- vi. Review and approve the System Design Document (SDD), System Engineering plan (SEP) and other documents, part of the tender package, prepared by the Contractor upon the contract award and signature;
- vii. Review and approve the Validation Plan, including the Site Acceptance Test (SAT), prepared by the Contractor;
- viii. Oversee if the Contractor is following the national laws and procedures concerning the assignment of frequencies with the radio regulator authorities in each country (case of microwave and satellite equipment);
- ix. Update the ICAO CNS Regional Officer (ICAO Asia and Pacific Regional Office) with regard to the timeframe, situation, difficulties and other topics deemed necessary for the implementation of the CRV node(s);
- x. Provide the local CRV IP Addressing Scheme - Plan to the Contractor in close coordination with the CRV-OG representatives.
- xi. Provide the current numbering plan for the ATS Switched Voice Circuits to the Contractor;
- xii. Provide the current direct hotline Voice Circuits configuration to the Contractor;
- xiii. Provide the classification and marking scheme for the prioritization of traffic for the QoS to be used by the aeronautical applications in the CRV network (See note in the paragraph 3.2.1.3);
- xiv. Receive the requests for site surveys from the Contractor and coordinate the activities with the Local CRV POC; and
- xv. Approve the implementation planning.

COMMON AERONAUTICAL VPN (CRV)
IMPLEMENTATION PLAN – V1.0

Table 1: National CRV Points of Contact

Asia Pacific Region:

State/ Administrati on	ANSP/ CAA	National CRV Point of Contact (POC)	Job Title	E-mail	Telephone/FAX	Address
<p>The information is restricted and can be accessed by New Zealand hosted CRV portal at https://airwayscorporation.sharepoint.com/teams/APAC-CRV/SitePages/Home.aspx or ICAO APAC CRV Secure Portal.</p> <p>If you are an ANSP wishing to connect to another ANSP or consume a service, please email the APAC CRV Portal administrator at vaughan.hickford@airways.co.nz. to get access to New Zealand hosted CRV portal</p> <p>If you are proposing the provision of a service be added to the CRV, please liaise through your sponsoring ANSP.</p> <p>To get access to ICAO Secure portal, please use group Name: CRV</p>						

COMMON AERONAUTICAL VPN (CRV)
IMPLEMENTATION PLAN – V1.0

MID Region (CRV) Focal Points (updated in December 2017 at CRV OG/3 meeting):

<u>State</u>	<u>Name/Title</u>	<u>Contact Details (Tel./Fax/Mobile/Email)</u>
<p>The information is restricted and can be accessed by New Zealand hosted CRV portal at https://airwayscorporation.sharepoint.com/teams/APAC-CRV/SitePages/Home.aspx or ICAO APAC CRV Secure Portal.</p> <p>If you are an ANSP wishing to connect to another ANSP or consume a service, please email the APAC CRV Portal administrator at vaughan.hickford@airways.co.nz. to get access to New Zealand hosted CRV portal</p> <p>If you are proposing the provision of a service be added to the CRV, please liaise through your sponsoring ANSP.</p> <p>To get access to ICAO Secure portal, please use group Name: CRV</p>		

COMMON AERONAUTICAL VPN (CRV)
IMPLEMENTATION PLAN – V2.0

3.2.3 Local CRV Points of Contact

Table 2 contains the Local Points of Contact. In fact, the professionals nominated and listed in the referred tables will really take part in the installation, on behalf of the States, and will be in charge of the oversight of the Contractor's team in each site. They will report directly to the National Points of Contact of each CRV Member. The main activities and roles for the Local CRV Points of Contact are:

- i. Instruct and coordinate the actions with all the local staff involved in the CRV implementation;
- ii. Develop close coordination with the National CRV POC and the Contractor's site staff for the complete implementation of the CRV node;
- iii. Coordinate the actions for the site surveys with the National CRV POC;
- iv. Participate in the implementation meetings with the Contractor (if decided by the National Point of Contact);
- v. Participate to the elaboration of the implementation planning;
- vi. Participate in the Training Package and nominate, to the National CRV POC, the Local staff there will participate in the referred events;
- vii. Report, give feedback and update the National CRV POC regarding all aspects concerning the implementation of the CRV node;
- viii. Assist the National POC in the revision and approval of the SDD, SEP and other implementation documents, prepared by the Contractor;
- ix. Assist the National POC in the revision and approval of the Validation Plan including the SAT, prepared by the Contractor;
- x. Oversee the installation in order to ensure that the Contractor team is keeping the working area clean and free from fire hazards and if after installation, all excess material is duly removed;
- xi. Make sure that the local safety rules are observed by the Contractor in terms of intervention on operational systems;
- xii. Oversee the installation in order to ensure that the Contractor is following what is described in the TOR, item 3.3.2.9, concerning the Electromagnetic compatibility/ grounding;
- xiii. Oversee if the QoS configuration is duly performed by the Contractor, as defined by the CRV-OG representatives and the National CRV POC;
- xiv. Oversee if the CRV IP Addressing Scheme (Plan) is duly performed by the Contractor, as defined by the CRV-OG representatives and the National CRV POC;
- xv. Oversee if the configuration of current numbering plan for the ATS Switched Voice is duly performed by the Contractor, as defined by the CRV-OG representatives and the National CRV POC;

COMMON AERONAUTICAL VPN (CRV)
IMPLEMENTATION PLAN – V2.0

- xvi. Oversee if the configuration of the current Direct Circuits (DIR) is duly performed by the Contractor, as defined by the CRV-OG representatives and the National CRV POC;
- xvii. Coordinate the actions for the site surveys and assist the Contractor’s personnel during the visits;
and
- xviii. Hold meetings with the Contractor as deemed necessary and report to National POC.

COMMON AERONAUTICAL VPN (CRV)
IMPLEMENTATION PLAN – V2.0

Local CRV Points of Contact (installation and oversight of the Contractor's team on each site)

State	State/ANSP	Site	Local CRV Points of Contact	Email	Telephone / Fax	Service installation
<p>The information is restricted and can be accessed by New Zealand hosted CRV portal at https://airwayscorporation.sharepoint.com/teams/APAC-CRV/SitePages/Home.aspx or ICAO APAC CRV Secure Portal.</p> <p>If you are an ANSP wishing to connect to another ANSP or consume a service, please email the APAC CRV Portal administrator at vaughan.hickford@airways.co.nz. to get access to New Zealand hosted CRV portal</p> <p>If you are proposing the provision of a service be added to the CRV, please liaise through your sponsoring ANSP.</p> <p>To get access to ICAO Secure portal, please use group Name: CRV</p>						

COMMON AERONAUTICAL VPN (CRV)
IMPLEMENTATION PLAN – V2.0

3.2.4 CRV Contractor

The Contractor shall nominate all the staff involved in the implementation of the CRV node, mainly the Program Manager for the CRV program. The Contractor will follow all the steps described in the tender documentation, specially the TOR and Instructions to Tenderers, for the implementation of the CRV node. The main activities to be carried out by the Contractor during the implementation are:

- i. Submit the updated SDD and the SEP to the CRV-OG, to the CNS Officer for the Asia/Pacific Regional Office and to the National CRV POC;
- ii. Submit the requests for site surveys to the National CRV POC following the procedures described in the paragraph 4.1.2.2;
- iii. Update and submit the Installation Transition Plan to the CRV-OG, to the CNS Officer for the Asia/Pacific Regional Office and to the National CRV POC;
- iv. Be responsible for the supply, transport, installation, start-up and operation of all CRV equipment especially designed for a given CRV node;
- v. Be dealing with customs and transport company about shipping and introducing the equipment in the Country;
- vi. The interconnection (to be provided by CRV users) of the Network Interface Device (NID) to the Local Area Network (LAN) switches and other local equipment, including Voice Communication System (VCS), will be confirmed during the site survey;
- vii. Demonstrate before the final validation of the SDD and through a test bed that the main characteristics of the intended design of the network will meet the performance requirements, SLA, safety, security and contingency requirements;
- viii. Implement the CRV IP Addressing Scheme (Plan), following the information provided by the CRV-OG and/or the National CRV POC;
- ix. Implement the classification and marking scheme for the prioritization of the traffic and Quality of Services (QoS), as described in the document Att II - Annex c - Mapping of services for quality management_v2 and in coordination with the CRV-OG and the National and Local CRV POCs (See note in the paragraph 3.2.1.3);
- x. The Contractor shall measure the established parameters during circuit implementation (in accordance with ITU-T), and shall also monitor them for 24 hours to show compliance with the established specifications;
- xi. Implement the configuration of current numbering plan for the ATS Switched Voice, as defined by the CRV-OG representatives and the National CRV POC, and taking into account the tender document Att II - Annex b - Matrix of Flows for CRV services_v2;
- xii. Implement the configuration of the current Direct Circuits (DIR), as defined by the CRV-OG representatives and the National CRV POC and taking into account the tender document Att II - Annex b - Matrix of Flows for CRV services_v2;

COMMON AERONAUTICAL VPN (CRV)
IMPLEMENTATION PLAN – V2.0

- xiii. Submit, in details, the escalation process to be followed for the implementation in each CRV node;
- xiv. Submit, to the CRV National POC, the documentation for the training of the CRV technicians;
- xv. Contractor Representative shall record the minutes of the meeting and distribute the minutes within three (3) Business Days of the meeting date;
- xvi. The Contractor shall propose a planning chart that includes all the actions, steps, milestones, meetings, after negotiations with CRV Local and National POC and respect it once approved by the CRV User Representative or amend it in coordination with CRV User representatives; and
- xvii. The Contractor shall help the CRV User in the uptake of responsibility before commissioning the equipment by accompanying the CRV User technicians in charge of the equipment.

4.0 BASIC SITE IMPLEMENTATION REQUIREMENTS

Chapter 4 describes the site and facilities requirements envisaged in the implementation phased for the CRV infrastructure, divided into CRV User’s and Contractor’s responsibilities, and also the main hardware and software for the proof of concept and implementation of the WAN links, LAN protocols, applications and main equipment.

These responsibilities come in addition to those stated in the Terms and Conditions and Terms of Reference.

4.1 Site/ Facilities Requirements

4.1.1 CRV User Responsibility

- i. The CRV User shall provide the physical space for the installation of cabinets and equipment;
- ii. The CRV User shall deliver to the premises the electric power required to feed the equipment to be provided by the Contractor;
- iii. The CRV User shall provide access to the equipment to be connected to the CRV NID and to analog/ digital voice gateway;
- iv. The CRV User shall accompany and assist the Contractor during the whole operation;
- v. The CRV User shall provide room for storing the equipment, received before its installation; and
- vi. The CRV User shall inform the Contractor about the local safety rules and procedures and produce suited documents as deemed necessary.

4.1.2 Contractor Responsibility

- i. The Project Manager, on behalf of the Contractor, shall nominate and introduce all the staff involved in the site surveys and in the implementation of a CRV node. The list with the staff nominated will be submitted to the National and Local CRV POCs with the formal requests for the site survey and beginning of the very implementation of the CRV equipment and following the

COMMON AERONAUTICAL VPN (CRV)
IMPLEMENTATION PLAN – V2.0

procedures described in the paragraph 4.1.2.4;

- ii. The Contractor shall identify the exact locations of the equipment during the site survey;
- iii. The Contractor will be responsible for providing the accessories, switches, cables, connections between the main distribution panel and the NID;
- iv. The Contractor shall be responsible for the installation of the CRV network equipment, accessories and the provision of the tools, testing equipment and software for the Site Acceptance Tests (SAT);
- v. The procedures to the Contractor for the site surveys aiming the installation of the equipment are as follows:
 - a) Send a formal request to the national CRV POC, with an anticipation of 20 days for the required coordination with the local CRV POC, sending the names of the staff to be involved with the visit;
 - b) If authorized, the Contractor shall proceed to the site survey in the date and time indicated by the national CRV POC;
 - c) If the Contractor fails to comply with the survey in the exact date, the national POC will cancel the visit and the Contractor will have to restart the whole site survey process; and
 - d) The Contractor will provide all of the instruments and tools deemed necessary for the site survey.
- vi. The Contractor shall be held liable for any damage to existing property in each CRV User facilities caused to the facilities by its staff and/or its sub-contractors’;
- vii. The Contractor shall comply with the site safety rules especially during critical phases such as commissioning or interferences with operational systems by following CRV User staff indications in charge of technical safety and not take personal initiatives that could have an impact on operational systems;
- viii. The Contractor shall be responsible for storing the equipment before its installation;
- ix. The Contractor may be asked to sign additional documents in order to follow local safety rules;
- x. The Contractor shall keep the working area clean and free from fire hazards. After installation, all excess material shall be removed;
- xi. The Contractor shall identify the exact locations for the installation of cabinets and equipment during the site survey;
- xii. The Contractor shall provide the CRV equipment grounding in each node;
- xiii. If necessary, the Contractor shall install protection against atmospheric discharges for all the equipment to be implemented for the provision of the CRV infrastructure in each node;

Note: The Contractor will be responsible for reviewing the characteristics of any existing devices that might be available as long as it is allowed the usage by the CRV representative;
- xiv. The Contractor shall be responsible for the connection to the power supply in the installation site, including electrical wiring between the power outlet and the equipment rack of the Contractor, including the respective circuit breakers and devices to protect against surges and atmospheric

COMMON AERONAUTICAL VPN (CRV)
IMPLEMENTATION PLAN – V2.0

discharges;

- xv. The Contractor shall be running simulations over a period that has to be determined before commissioning the equipment. CRV User representatives shall be involved in the setting and execution of these simulations; and
- xvi. The Contractor shall procure the results of the tests.

4.2 Hardware and Software Requirements

4.2.1 General Topics

- i. For the installation of the equipment to be provided, the Contractor shall follow and consider all the tender documents, especially the TOR, the Att II - Annex e - CRV IRS_v2 and the Att II - Annex f - Additional Voice and Data Gateway Service_v3.
- ii. Although the Contractor operates MPLS data transport solutions, it is fully committed to the perfect operations of the applications and shall follow the initial end-to-end applications trials.

4.2.2 Hardware Requirements

- i. For the satellite equipment, the Contractor shall install the indoor and outdoor units.
- ii. Where Applicable, the basic satellite equipment to be provided and checked is: Block Up Converters (BUC), Low Noise Block (LNB) down converters and Satellite Modems and VSAT Network management sub-system.
- iii. Where Applicable, the basic ground/terrestrial equipment to be provided will comprise: routing system of the IP VPN Internet (with the needed interfaces), the basic ground voice and data gateway (with the needed interfaces), the NID (with the needed interfaces), switches (with the needed interfaces), A/B baseband switch (with the needed interfaces), Multiprotocol Label Switching (MPLS) for the Wide Area Network (WAN) (optical and/or microwave) links equipment.
- iv. Before connecting the NID and the analog/digital, if needed, the contractor's team shall install the new racks and prepare the transition cables, such as junction coaxial cables, junction sub-d cables or RJ based cables.
- v. All the test and measurement tools shall be provided by the Contractor. No testing and measurement equipment will be provided by the CRV User representatives.
- vi. All the needed equipment must be shipped and acknowledge by the CRV-User before the installation phase with sufficient delay. The Provider have to take the customs procedure delay into account.
- vii. All the received items must be inventoried and tested before the beginning of installation in order to avoid dispute.

COMMON AERONAUTICAL VPN (CRV)
IMPLEMENTATION PLAN – V2.0

4.2.3 Software Requirements

Where applicable, the basic software to be provided and/or used in each site is: Network Management Systems (NMS) software, if the SDD indicates that one or more CRV nodes will be selected to manage the CRV network in parallel with the Contractor's Network Operations Center (NOC), software for BUC, Satellite Modems, NID, Voice/Data Gateway and switches.

4.2.3.1 Documentation Requirements

The needed documentation for the uptake of the equipment shall be provided to CRV User on its demand as deemed necessary.

5.0 TESTING AND EVALUATION.

The tests for the acceptance of the implemented equipment in each CRV node will be performed using simulations of the applications and, eventually, the real application tests that will follow the operational requirements as described in the tender documents, mainly, but not restricted to:

- i. Att II - Annex a - CRV CONOPS_v2;
- ii. Att II - Annex b - Matrix of Flows for CRV services_v2;
- iii. CRV Implementation plan (Chapter 5); and
- iv. Validation Plan including the Site Acceptance Test (SAT) protocols (prepared by the Contractor).

The main testing and measurement equipment and tools that shall be used by the Contractor are:

- i. Spectrum Analyzer;
- ii. cable analyzer;
- iii. audio analyzer/generator;
- iv. Multi-meters;
- v. LAN/Network protocol analyzer; and
- vi. Telephones.

Note: This paragraph doesn't exhaust all the testing and measurement equipment to be used during the implementation phase, and the Contractor shall describe all of them in the documentation to be provided after the contract signature.

The Contractor shall test its backbone (end-to-end) and the connection to its Network Operating Center (NOC). The links will be tested using computers for asynchronous and IP flows for example, and analogical phones.

COMMON AERONAUTICAL VPN (CRV) IMPLEMENTATION PLAN – V2.0

An example of asynchronous test is opening a HyperTerminal session and send characters and a Bit Error Rate Test using a software such as WinSSD.

The requirements for the test procedures will be reflected in the Chapter 5 (Testing and Evaluation). Notwithstanding this fact, the tests procedures will need some software for the applications as reflected in the following paragraphs.

Note: The following paragraphs don't exhaust all the software and the Contractor shall describe all of them in the documentation to be provided after the contract signature.

For AFTN simulation: The simulation will consist of connecting a PC to the AFTN port at the back of the rack (with the right rate described in the document Att II - Annex b - Matrix of Flows for CRV services_v2) and close the serial interface at the other end of the circuit (loop). With the PC launch the *winsd* program (or other similar) and start the Bit Error Rate (BER) test. Run the test for 5 minutes and check that there are only a few errors.

For AMHS simulation: AMHS service is over IP (see the document Att II - Annex b - Matrix of Flows for CRV services_v2). To simulate it:

- i. ping any remote equipment in the network according to the following cross matrix; and
- ii. Verify that the end user is exchanging information correctly.

IP based RADAR and Asterix: The simulation will consist in selecting two sites, configuring sufficient bandwidth and multicast an IP flow.

ATS/DS Circuits: All ATS/DS calls are auto-dialed. The communication is established after the user picks up the phone. The simulation will consist of connecting a telephone on the desired line at the back of the rack, pick-up the phone make the call to the other end of the circuit. For E1 based circuits, to be connected to a VCS, this cannot be simulated.

ATS Switched Circuits: ATS switched calls are dialed. The communication is established after the user picks up the phone and dials the remote dial number. The simulation will consist of connecting a telephone on the desired line at the back of the rack, pick-up the phone and dial a remote number in order to call the other end of the circuit. For E1 based circuits, connected to a VCS, this cannot be simulated.

6.0 CONTINGENCY PLAN/ BACK-OFF PLAN

6.1 Purpose

States/ Administrations are to establish contingency plan, with the CRV contractor in case of the following scenario:

- i. CRV total failure;
- ii. CRV partial failure (e.g. voice channel failure);
- iii. Provider Edge (PE) to Customer Edge (CE) link failure (e.g. ANSP1 lose connectivity to CRV); and

COMMON AERONAUTICAL VPN (CRV)
IMPLEMENTATION PLAN – V2.0

- iv. PE to PE failure (e.g. ANSP1 and ANSP2 unable to exchange data/ or voice).

6.2 Harmonized Contingency Plan

States/ Administrations could also bilaterally/ multilaterally setup additional IPLC(s) as a contingency. This contingency plan could be harmonized in the APAC region to reduce costs.

7.0 MIXED OPERATING ENVIRONMENT

7.1 Routing of AFTN/ AMHS messages to non-CRV States/ Administrations

During the initial phase of the CRV implementation, States/ Administrations who have joined CRV are to ensure the routing of AFTN/ AMHS messages to States/ Administrations who have not joined CRV.

7.2 Inter-Region common network connectivity

It is envisaged for common networks (e.g. PEN, FTI and CRV) in different Regions to be inter-connected.

Appendix A – APAC IPv4 Address Plan

Appendix A

1 Introduction

1.1 Objective

This document is meant to describe the addressing plan for IPv4 addresses throughout the Asia/Pacific Region. This document defines the recommended address format for IPv4 addresses. The IPv4 network is to be used within region.

1.2 References

[1]	ICAO Doc 9705-AN/956	Manual of Technical Provisions for the ATN
[2]	ICAO Doc 9896	Manual for the ATN using IPS Standards and Protocols
[3]	ICAO Doc 7910	ICAO Location Indicators
[4]	RFC 1518	An Architecture for IP Address Allocation with CIDR
[5]	RFC 1918	Address Allocation for Private Internets
[6]	RFC 2050	BGP-4 Internet Registry IP Allocation Guidelines
[7]	RFC 3330	Special-Use IPv4 Addresses
[8]	RFC 4271	BGP-4 Specification

1.3 Terms Used

<i>Administrative Domain</i>	–	An administrative entity in the ATN/IPS. An Administrative Domain can be an individual State, a group of States, an Aeronautical Industry Organization (e.g., an Air-Ground Service Provider), or an Air Navigation Service Provider (ANSP) that manages ATN/IPS network resources and services. From a routing perspective, an Administrative Domain includes one or more Autonomous Systems.
<i>Autonomous System</i>	–	A connected group of one or more IP prefixes, run by one or more network operators, which has a single, clearly defined routing policy.

<i>Intra-domain (interior gateway) routing protocol</i>	–	Protocols for exchanging routing information between routers within an AS.
<i>Inter-domain (exterior gateway) routing protocol</i>	–	Protocols for exchanging routing information between Autonomous Systems. They may in some cases be used between routers within an AS, but they primarily deal with exchanging information between Autonomous Systems.
<i>Local Internet Registry</i>	–	A Local Internet Registry (LIR) is an IR that primarily assigns address space to users of the network services it provides. LIRs are generally ISPs, whose customers are primarily end users and possibly other ISPs. [LACNIC]

1.4 Acronyms

AMHS	–	ATN Message Handling System
ARP	–	Address Resolution Protocol
ATN	–	Aeronautical Telecommunications Network
BGP	–	Border Gateway Protocol
DNS	–	Domain Name Service
IANA	–	Internet Assigned Numbers Authority
ICS	–	ATN Internet Communication Service
IP	–	Internet Protocol
IPv4	–	Internet Protocol Version 4
IPv6	–	Internet Protocol Version 6
IPS	–	Internet Protocol suite
LACNIC	–	Latin American and Caribbean Internet Address Registry
LIR	–	Local Internet Registry
OSPF	–	Open Shortest Path First
RIR	–	Regional Internet Registry

1.5 Overview of Addressing Issues

The following subsections present issues that affect the completion of the addressing plan for operating the IPS-based AMHS network.

1.5.1 Public or Private Address

An important decision for the region is whether to use private or public addresses. Private addresses can be used if coordinated by all participating States and Organization; however, it is possible that existing networks already use addresses in the private block ranges. Public addresses must be obtained from a Regional Internet Registry (RIR). The Internet Assigned Numbers Authority (IANA) has delegated responsibility for administration of Internet numbering to the Latin American and Caribbean Internet Address Registry (LACNIC).

1.5.2 Address of Systems in External Regions

Systems in external regions could be assigned an address from the APAC address space rather than use an address in their regional address block. Note however that this must be coordinated with private addresses so as to avoid collisions.

2 IPv4 Addressing Overview and Fundamentals

In the Internet Protocol a distinction is made between names, addresses, and routes. A name indicates what we seek. An address indicates where it is. A route indicates how to get there. The Internet protocol deals primarily with addresses. Its main task is to forward data to a particular destination address. It is the task of higher-level protocols to make the mapping from names to addresses, for example using a domain name service (DNS). The Internet protocol forwards packet data units (PDU) to a destination address using routing tables maintained by a routing protocol. The routing tables contain the address of the next hop along the route to the destination. There are in general two classes of routing protocols: inter-domain or exterior routing protocols such as the Border Gateway Protocol (BGP) and intra-domain or interior routing protocols such as the Open Shortest Path First (OSPF) protocol. In order to forward PDUs to the next hop address, there must be a mapping from this address to the link level address, for example, an Ethernet address. This mapping is maintained by an address discovery protocol such as the Address Resolution Protocol (ARP).

An IPv4 address consists of four bytes (32 bits). These bytes are also known as octets. For readability purposes, humans typically work with IP addresses in a notation called dotted decimal. This notation places periods between each of the four numbers (octets) that comprise an IP address. For example, an IP address that a computer sees as

00001010 00000000 00000000 00000001

is written in dotted decimal as

10.0.0.1

Because each byte contains 8 bits, each octet in an IP address ranges in value from a minimum of 0 to a maximum of 255. Therefore, the full range of IP addresses is from 0.0.0.0 through 255.255.255.255. That represents a total of 4,294,967,296 possible IP addresses.

A network may be set up with IP addresses to form a private or public network. On a private network a single organization controls address assignment for all nodes. On a public network there must be some conventions to assure that organizations do not use overlapping addresses. In the Internet this function is performed by the Internet Assigned Numbers Authority (IANA), which delegates authority to Regional Internet Registries (RIR). For the CAR/SAM Region the RIR is the Latin American and Caribbean Internet Address Registry (LACNIC).

IPv4 Addresses are a fixed length of four octets (32 bits). An address begins with a Network ID, followed by a Host ID as depicted in Figure 2-1.



Figure 2-1. IPv4 Address Format

The original IP addressing scheme divided the Network ID from the Host ID in a several octet boundaries. In this scheme the main classes of addresses were differentiated based on how many octets were used for the Network ID. This method is called classful addressing. Classful addressing was by convention further modified so that the Host ID could be split into subnet ID and sub host ID. This is typically accomplished using a subnet mask and is called classful addressing with subnetting. This eventually evolved into classless addressing where the division between the Network ID and Host ID can occur at an arbitrary point, not just on octet boundaries. With classless addressing the dividing point is indicated by a slash (/) followed the number of bits used for the Network ID. This value is called the prefix length of the address and the address value up to that point is called the network prefix.

Private Addressing is defined in RFC 1918. IANA has reserved the following three blocks of the IP address space for private Internets:

- 10.0.0.0 - 10.255.255.255 (10/8 prefix)
- 172.16.0.0 - 172.31.255.255 (172.16/12 prefix)
- 192.168.0.0 - 192.168.255.255 (192.168/16 prefix)

Because of the number of bits available to users, these blocks are referred to as a "24-bit block", a "20-bit block", and a "16-bit" block. An enterprise that decides to use IP addresses out of the private address space defined by RFC 1918, can do so without any

coordination with IANA or an Internet registry. Addresses within this private address space will only be unique within an enterprise or a group of enterprises (e.g., an ICAO region), which chose to cooperate over this space so they may communicate with each other in their own private Internet.

3 IPv4 Addressing

3.1 Overview CAR/SAM

3.1.1 During the fourth meeting of ATN/TF4 (Santo Domingo, Dominican Republic, 27 to 28 June 2008) the group analyzed different alternatives for the implementation of the TCP/IP in the CAR/SAM Regions identifying the available options that would facilitate this implementation in the AMHS Service and future applications. This was reviewed in accordance with Document 9880 Part IIB of the ICAO. In this respect the Meeting decided two viable options for the implantation the TCP/IP:

- a) AMHS using the RFC1006 on Guiders TCP/IP (IPv4) to allow AMHS to directly interface with IPv4 Guiders for the intra-regional connections.
- b) Configuring AMHS, as specified in a) with capacity for IPv4 conversion to IPv6 through the implementation of a function of IP router as gateway for the interregional connections.

3.1.2 The Sixth Meeting of Committee ATM/CNS (ATM/CNS/6) (Santo Domingo, Dominican Republic, 30 June to the 04 July 2008) analyzed this Plan of IP Addressing for CAR/SAM Regions and considered that such a plan would be sent to the ICAO for revision.

3.1.3 During the ACP/WG/I/8 (Montreal, Canada, 25 to 29 August 2008) it was concluded that it is possible to consider a regional scheme of IPv4 addressing. Taking into consideration that the private sector would be using the propose addressing scheme in other applications, the Meeting considered nonviable to apply the IP addressing scheme at a global level.

3.1.4 The Third Meeting of the Group of Regional Implementation SAM/IG/3 (Lima, Peru, 20 to 24 April 2009) considered that, taking into account specified in Table CNS 1Bb from the FASID, the AMHS system to be installed in the SAM Region will use IP protocol and will initially use the IPv4 version. The block of used IPv4 addresses will follow the format established during the ATM/CNS/SG/6 Meeting.

3.2 IP Addressing Plan

When we began to work on the plan of IP addressing, we once again reviewed the scheme that was originally proposed, analyzed the amount of States/Territories by

Region, the amount of addressing that each State/Territory could use and the amount of addressing reserved for the interconnection between States/Territories. The result of this study concluded that:

3.2.1 1 bit would be reduced to State/Territory level. This means the transfer of 256 States to 128 States by region. In the EUR/NAT Region, which is most numerous, has 53 States/Territories, means that there are many vacant numbers.

3.2.2 1 bit at Host's level would be added. This would allow the transfer from 4096 to 8190 hosts per State/Territory. This was considered due to the amount of future applications that would be implemented, mainly in the more developed States, and could cause the amount of directions not to be sufficient. The structure is shown below:

IPv4 Address			
10	Region	State / Territory	Host's
0 0 0 0 1 0 1 0	0 0 0 0 0 0 0 0	0 0 0 0 0 0 0 0	0 0 0 0 0 0 0 0 1
1st. Byte	2nd. Byte	3rd. Byte	4th. Byte

3.2.3 It should be noted the networks assigned to each State are private networks (RFC 1918). The first Bytes that integrate the assigned address will always maintain a decimal value of 10. Whereas the other three Bytes are used to distribute, in hierarchic form, the blocks of directions corresponding to each State.

3.2.4 The first four bits of the second Byte (4 bits) will be used to identify the regions in around which the States/Territories of the world are grouped:

- o 0000 => SAM: South American Office.
- o 0001 => NACC: North American, American Power station and Caribbean Office.
- o **0010** => **APAC: Asia and Pacific Office.**
- o 0011 => MID: Middle East Office.
- o 0100 => WACAF: Western and Central African Office.
- o 0101 => ESAF: Eastern and Southern African Office.
- o 0110 => EUR/NAT: European and North Atlantic Office.

3.2.5 On the other hand, the last four bits of the second Byte, and the first three bits of the third Byte (7 bits) will be used to identify the States/Territories of each region.

3.2.6 Whereas the last five bits of the third Byte and the eight bits that compose the fourth Byte (13 bits) will be used by each one of the States/Territories to assign addressing to their terminals/servers

3.2.7 The IPv4 address allocation scheme will be able to cover:

- o 16 Regions.

- 128 States/Territories by each Region.
- 8190 Host' s for each State/Territory

3.2.8 The IPv4 addressing plan would allow each State/Territory to be able to make use of the block of directions assigned as needed.

- a) Each State has been assigned 8190 usable Network addresses, which seem to be sufficient to cover existing needs.
- b) In the development of the mentioned scheme, a flexible margin has been designated so that it will allow the future growth or change in the network in the future. For example, if a region were subdivided in two or more regions, or the emerging of a new State/Territory.
- c) Argentina has already implemented its ATN network with a scheme of addresses different from the proposed one, prior to the publication of this document, has placed a border devise with the intention that this devise will make the address translation between the outer directions.

3.3.1 Network Assignment for ASIA/PACIFIC

Ref	State/Administration	Network	Direction used	Decimal notation	Binary Notation	Region	State/Territory	Host's
<p>The information is restricted and can be accessed by New Zealand hosted CRV portal at https://airwayscorporation.sharepoint.com/teams/APAC-CRV/SitePages/Home.aspx or ICAO APAC CRV Secure Portal.</p> <p>If you are an ANSP wishing to connect to another ANSP or consume a service, please email the APAC CRV Portal administrator at vaughan.hickford@airways.co.nz. to get access to New Zealand hosted CRV portal</p> <p>If you are proposing the provision of a service be added to the CRV, please liaise through your sponsoring ANSP.</p> <p>To get access to ICAO Secure portal, please use group Name: CRV</p>								

3.3.2 Network Assignment for USA

Ref	State/Administration	Network	Direction used	Decimal notation	Binary Notation	Region	State/Territory	Host's
<p>The information is restricted and can be accessed by New Zealand hosted CRV portal at https://airwayscorporation.sharepoint.com/teams/APAC-CRV/SitePages/Home.aspx or ICAO APAC CRV Secure Portal.</p> <p>If you are an ANSP wishing to connect to another ANSP or consume a service, please email the APAC CRV Portal administrator at vaughan.hickford@airways.co.nz. to get access to New Zealand hosted CRV portal</p> <p>If you are proposing the provision of a service be added to the CRV, please liaise through your sponsoring ANSP.</p> <p>To get access to ICAO Secure portal, please use group Name: CRV</p>								

3.4 Using IPv4-Compatible Address Formats

In many instances, you can represent a 32-bit IPv4 address as a 128-bit IPv6 address. The transition mechanism defines the following two formats.

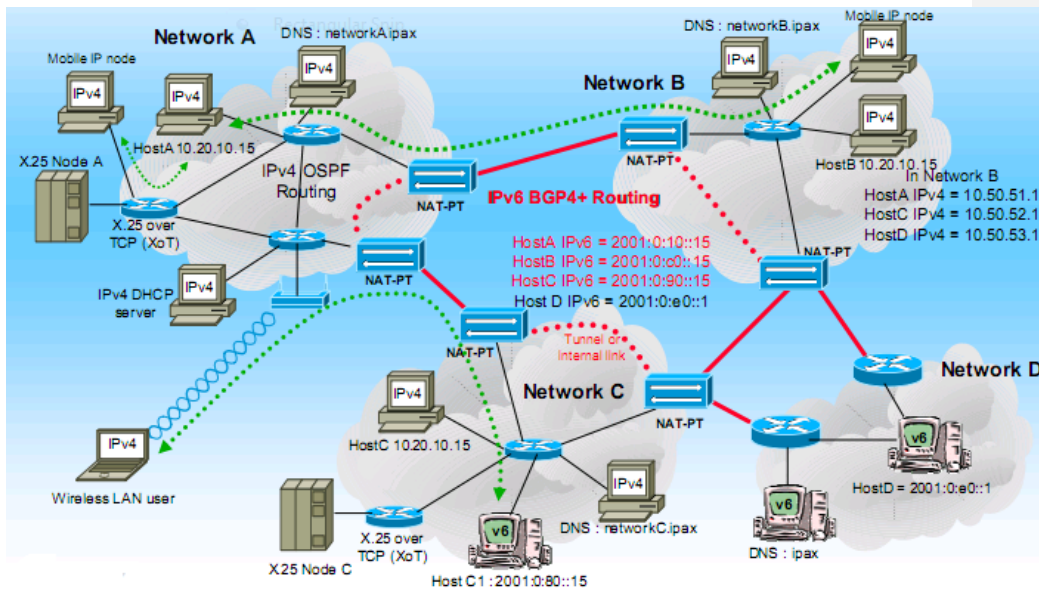
IPv4-compatible address

000 ... 000	IPv4 Address
-------------	--------------

IPv4-mapped address

000 ... 000	0xffff	IPv4 Address
-------------	--------	--------------

The mapped address format is used to represent an IPv4 node. The only currently defined use of this address format is part of the socket API. An application can have a common address format for both IPv6 addresses and IPv4 addresses. The common address format can represent an IPv4 address as a 128-bit mapped address. However, IPv4-to-IPv6 protocol translators also allow these addresses to be used.



Appendix C – MID IPv4 Address Plan

Appendix B

No.	State	Network IP Address	Hosts IP addresses			
			Decimal Notation	Binary Notation		
				1 st Byte	Region	State
<p>The information is restricted and can be accessed by New Zealand hosted CRV portal at https://airwayscorporation.sharepoint.com/teams/APAC-CRV/SitePages/Home.aspx or ICAO APAC CRV Secure Portal.</p> <p>If you are an ANSP wishing to connect to another ANSP or consume a service, please email the APAC CRV Portal administrator at vaughan.hickford@airways.co.nz. to get access to New Zealand hosted CRV portal</p> <p>If you are proposing the provision of a service be added to the CRV, please liaise through your sponsoring ANSP.</p> <p>To get access to ICAO Secure portal, please use group Name: CRV</p>						

Presentation of the initial proposal:

1. The *Background* and *Comments* are provided in *italic text*.

2. The text of the proposed amendment is arranged to show deleted text with a line through it and new text highlighted with grey shading, as shown below:

- | | |
|---|-----------------------------------|
| a) Text to be deleted is shown with a line through it. | text to be deleted |
| b) New text to be inserted is highlighted with grey shading. | new text to be inserted |
| c) Text to be deleted is shown with a line through it followed by the replacement text which is highlighted with grey shading. | new text to replace existing text |

TERMS OF REFERENCE

SWIM Task Force

Objectives: In order to achieve ~~B1-SWIM~~ the SWIM thread as specified in the Aviation System Block Upgrade (ASBU) of the Global Air Navigation Plan (GANP) ~~and, the Asia/Pacific Seamless ATM ANS Plan objectives, and the ATM and AIM air navigation systems –that are in compliance with ICAO global standards for the conceptualisation and exchange of aeronautical, flight and meteorological information– should be implemented in the high density FIRs and high density international aerodromes by November 2022 (PASL Phase III) and in all FIRs and international aerodromes by November 2025 (PASL Phase IV).~~ ~~To that end,~~ the SWIM Task Force will:

- a) Benchmark the various successful implementations of SWIM in States and regions to ~~adopt~~ promote best practices;
- b) Develop and maintain a ~~the Asia/Pacific regional roadmap for SWIM services (ATM, AIM, MET, other), dependencies and enablers~~ implementation, including SWIM technical infrastructure, SWIM governance, SWIM information services;
- c) ~~Liaise with relevant regional contributory bodies to refine operational and communications requirements (example: ATFM/SG, AATF, MET IE/WG, ACSICG, CRV/OG, etc.)~~ Define a high-level Asia/Pacific regional SWIM architecture, the corresponding SWIM technical infrastructure requirements, and the implementation approach to construct such architecture principally over CRV to ensure interoperability among regional SWIM participants and to support transition for non-SWIM capable entities;
- d) ~~Complement global SWIM governance with regional procedures as needed and define how it can be implemented in APAC, with a particular focus on version management of concept and exchange models, architecture models, cyber security, data quality management and maintenance of a trusted environment~~ Develop the Asia/Pacific regional SWIM cyber security architecture framework and SWIM security strategy in line with ICAO International Aviation Trust Framework (IATF);

- e) ~~Provide guidance and training to APAC member States and APANPIRG contributory bodies involved in SWIM related work~~ Support APANPIRG WGs/TFs regarding information exchange models and examine if any extension to the existing information exchange models, i.e. AIXM, FIXM, and IWXXM, and/or the new information exchange model(s) are required to support the Asia/Pacific regional operational requirements;
- f) ~~Develop guidance/requirements for publishers/service providers and subscribers/service consumers~~ Establish a robust and sustainable governance model to ensure that a common set of policies, rules, and standards for identifying, designing, implementing, discovering, and operating SWIM-enabling components, including SWIM registries, is consistently applied and enforced throughout the Asia/Pacific region;
- g) ~~Promote enablement of ATM services as SWIM Application Services (SAS)~~ Develop and define the Asia/Pacific version of the SWIM information service overview specifications and the Asia/Pacific version of data catalogue for information services based on the regional operational needs;
- h) ~~Define how SWIM Registry/Registries and services will be implemented in the APAC region and what the minimum level of information a service needs to provide to the Registry/Registries~~ Track and observe SWIM demonstrations and trials within the Asia/Pacific region as well as provide, if required, support for regional SWIM demonstrations;
- i) ~~Support APANPIRG WG/TF regarding data exchange models of AIXM, FIXM, and IWXXM and examine if any extension is required for the operational use in APAC~~ Construct a platform for SWIM services and applications validation and support the implementation of SWIM services and applications;
- j) Monitor developments by the IMP and escalate the regional issues as required;
- k) ~~Implement the APAC Regional SWIM~~ Identify, communicate, and liaise with relevant APANPIRG WGs/TFs in regard to SWIM-related activities, including providing support to refine SWIM operational and communications requirements; ~~and~~
- l) ~~Undertake any other tasks related to SWIM implementation that may arise in the future~~ Develop an educational and promotional materials required to support the regional SWIM implementation to ensure cohesiveness among regional SWIM participants;
- m) Implement the Asia/Pacific regional SWIM; and
- n) Undertake any other tasks related to SWIM implementation that may arise in the future.

~~Considering the cross-disciplinary nature of SWIM, the Task Force will ensure proper coordination with relevant regional contributory bodies under APANPIRG.~~

Composition:

The SWIM TF will consist of experts from ATM, AIM, MET, and CNS from Asia/Pacific States (~~ANS Providers~~), and international organizations such as ~~from~~ IATA and ICCAIA.

Conduct of the work:

The task force will conduct its work through ~~Web-Conferences~~ web conferences, teleconferences, other electronic means of communications, and Face-to-Face meetings.

Reporting:

The group will report to CNS SG.

TERMS OF REFERENCE

SWIM Task Force

Objectives: In order to achieve the SWIM thread as specified in the Aviation System Block Upgrade (ASBU) of the Global Air Navigation Plan (GANP), the Asia/Pacific Seamless ANS Plan objectives, and the air navigation systems that are in compliance with ICAO global standards for the conceptualisation and exchange of aeronautical, flight and meteorological information, the SWIM Task Force will:

- a) Benchmark the various successful implementations of SWIM in States and regions to promote best practices;
- b) Develop and maintain the Asia/Pacific regional roadmap for SWIM implementation, including SWIM technical infrastructure, SWIM governance, SWIM information services;
- c) Define a high-level Asia/Pacific regional SWIM architecture, the corresponding SWIM technical infrastructure requirements, and the implementation approach to construct such architecture principally over CRV to ensure interoperability among regional SWIM participants and to support transition for non-SWIM capable entities;
- d) Develop the Asia/Pacific regional SWIM cyber security architecture framework and SWIM security strategy in line with ICAO International Aviation Trust Framework (IATF);
- e) Support APANPIRG WGs/TFs regarding information exchange models and examine if any extension to the existing information exchange models, i.e. AIXM, FIXM, and IWXXM, and/or the new information exchange model(s) are required to support the Asia/Pacific regional operational requirements;
- f) Establish a robust and sustainable governance model to ensure that a common set of policies, rules, and standards for identifying, designing, implementing, discovering, and operating SWIM-enabling components, including SWIM registries, is consistently applied and enforced throughout the Asia/Pacific region;
- g) Develop and define the Asia/Pacific version of the SWIM information service overview specifications and the Asia/Pacific version of data catalogue for information services based on the regional operational needs;
- h) Track and observe SWIM demonstrations and trials within the Asia/Pacific region as well as provide, if required, support for regional SWIM demonstrations;
- i) Construct a platform for SWIM services and applications validation and support the implementation of SWIM services and applications;
- j) Monitor developments by the IMP and escalate the regional issues as required;
- k) Identify, communicate, and liaise with relevant APANPIRG WGs/TFs in regard to SWIM-related activities, including providing support to refine SWIM operational and communications requirements ;
- l) Develop an educational and promotional materials required to support the regional SWIM implementation to ensure cohesiveness among regional SWIM participants;
- m) Implement the Asia/Pacific regional SWIM; and
- n) Undertake any other tasks related to SWIM implementation that may arise in the future.

Composition:

The SWIM TF will consist of experts from ATM, AIM, MET, and CNS from Asia/Pacific States and international organizations such as IATA and ICCAIA.

Conduct of the work:

The task force will conduct its work through web conferences, teleconferences, other electronic means of communications, and Face-to-Face meetings.

Reporting:

The group will report to CNS SG.
