



ICAO

UNITING AVIATION

NO COUNTRY LEFT BEHIND



# 33<sup>rd</sup> Meeting of the Asia/Pacific Air Navigation Planning and Implementation Regional Group (APANPIRG/33)

*22 to 24 November 2022, Bali, Indonesia*

APANPIRG/33 Meeting Materials:

<https://www.icao.int/APAC/Meetings/Pages/2022-APANPIRG33.aspx>

Microsoft Teams Familiarization





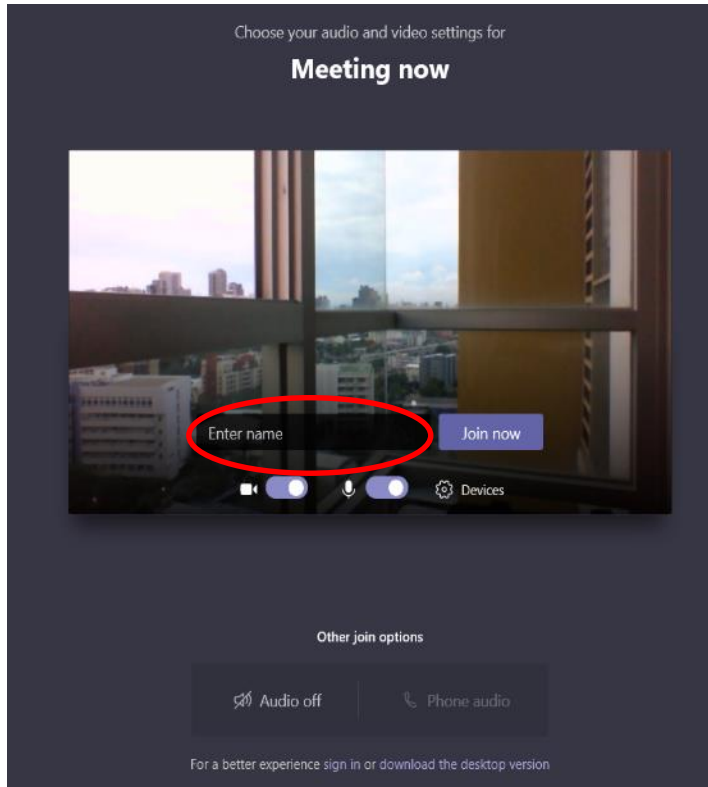
# HOW TO CHANGE SCREEN NAME?

## Web Version (Installation Free)

Format:

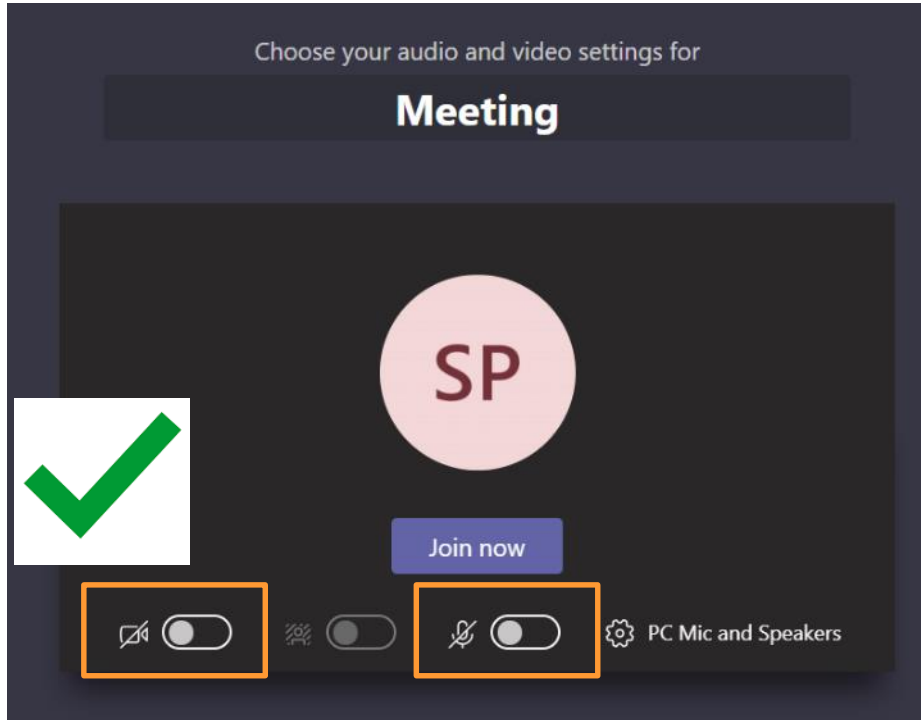
- [State/Org] - [Name]
- e.g. Australia – John Smith  
ICAO – Punya Shakya

Important Note: You will not be admitted if we cannot match your name with any registration

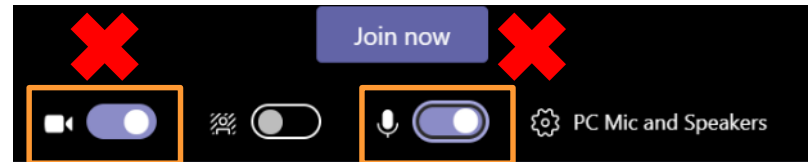




# Before Joining



- Switch your camera and microphone OFF
- To reduce bandwidth requirement for everyone
- No good:





# Meeting Screen

The screenshot shows a Microsoft Teams meeting interface. At the top, there is a search bar with the text "Search for or type a command". On the left, a vertical sidebar contains icons for Activity, Chat, Teams, Calendar, Calls, Files, and Apps. The main area features a large pink circle with the initials "SP" and the text "Waiting for others to join...". Below this is a toolbar with icons for Camera, Mic, Share Screen, More Actions, Raise Hand, Chat, Participant List, and Leave. Annotations with arrows point to these icons: "Camera" points to the camera icon, "Mic" points to the microphone icon, "Share Screen \*speakers only" points to the screen sharing icon, "More Actions" points to the three-dot menu icon, "Raise Hand" points to the hand icon, "Chat" points to the chat icon, "Participant List" points to the people icon, and "Leave" points to the red phone icon.

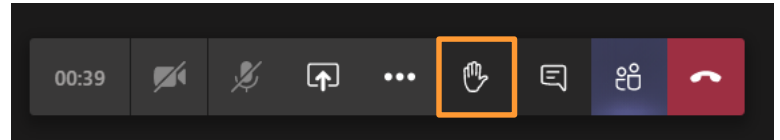
The inset shows the "People" panel in a meeting. It has a title bar with "People" and window control icons. Below the title bar is a search bar with the text "Invite someone". Underneath, it says "Currently in this meeting (1)". A single participant is listed: "Pang, Steven Ka Ho" with a small "SP" icon and the role "Organiser".

Depending on the MS Team version, these icons may be shown on the top right corner of the main screen instead.

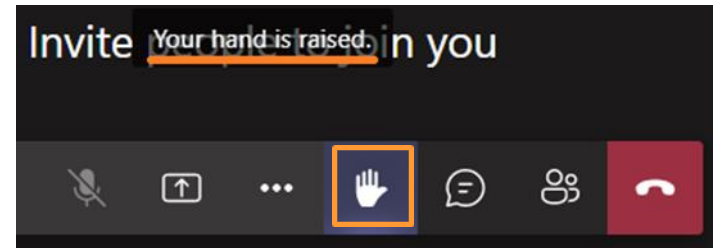


# Want to speak?

- Use the Raise Hand function



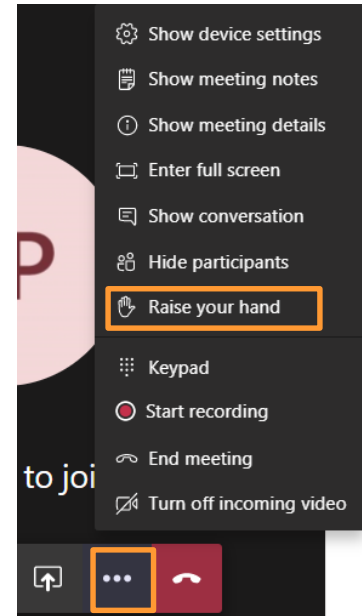
- After clicking it, the screen will show:





## Want to speak?

- If you do not see the hand icon
  - If you still could not find the hand icon, please type a message in the chat room
  - Please wait for Chairperson / Secretariat to call your name before you speak



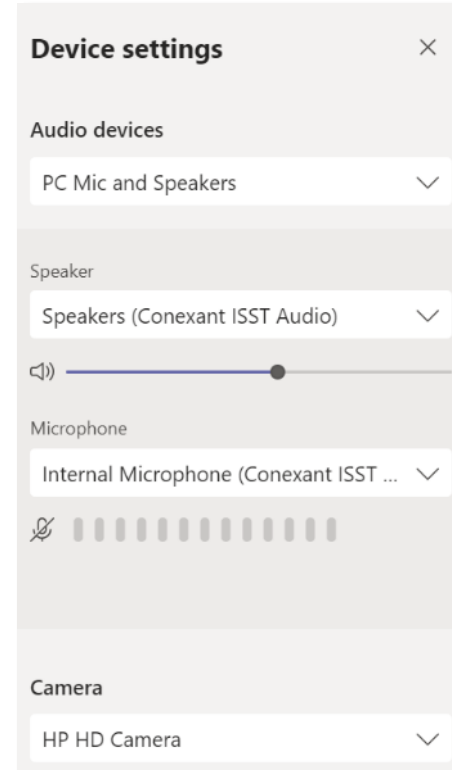
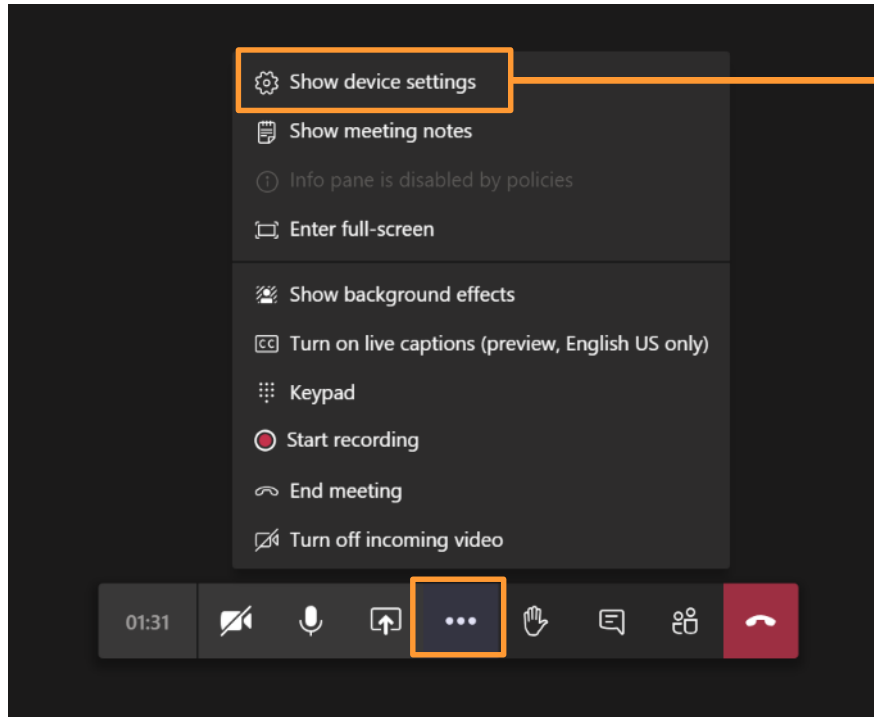


# Chat

The screenshot displays the Microsoft Teams interface. On the left is a dark sidebar with navigation icons for Activity, Chat, Teams, Calendar, Calls, Files, and Help. The main area is dark and shows a large pink circle with the initials 'SP' and the text 'Waiting for others to join...'. At the bottom of this area is a control bar with icons for mute, video, screen share, and other meeting functions. On the right, a 'Meeting chat' window is open, showing a notification: 'Pang, Steven Ka Ho joined the meeting.' Below the notification is a text input field with the placeholder 'Type a new message' and a row of icons for emojis, attachments, and other chat features.



# Device Settings





# Connectivity Issue?

To preserve bandwidth:

- **Mute your camera and microphone**
- Turn off incoming video
- Close unnecessary applications
- If sharing internet/WiFi, request others not to download files, watch online videos, etc.

