



17th Meeting of the ICAO AIS-AIM Implementation Task Force

20-24 June 2022, Video Teleconference



NOTAM PROLIFERATION ANALYSIS

Presented by IFAIMA, in collaboration
with the Secretariat



Introduction

- AAITF Task '13/4 – Periodic sampling of NOTAM PIB to examine the proliferation of PERM and long-term temporary NOTAMs' was assigned by AAITF/13
- AAITF/13 developed the following Conclusion, subsequently agreed by ATM/SG/6:



NOTAM

Conclusion ATM/SG/6-14: Management of NOTAMs

That, States are urged to take immediate action to reduce the large numbers of permanent, long duration NOTAMs by:

- 1. conducting a full review of all NOTAMs issued by the State;*
- 2. expediting the transfer of valid permanent NOTAM information into AIP;*
- 3. expediting the transfer of valid temporary NOTAM information of long duration into AIP SUP; and*
- 4. cancelling the NOTAMs accordingly.*



Introduction

- ICAO initiated Global Campaign on NOTAM Improvement (eliminate old NOTAMs)
- ICAO developed a tool the NOTAMETER
 - **Current** (less than 3 months)
 - **Old** (more than 3 months but less than 1 year)
 - **Very Old** (more than 1 year)

NOTAM2021

Working together to eliminate old NOTAM

Trend Analysis by Region

Select a region, or click **WORLD** for all:

WORLD APAC ESAF EUR/NAT MID NACC SAM WACAF

Total NOTAM

37421

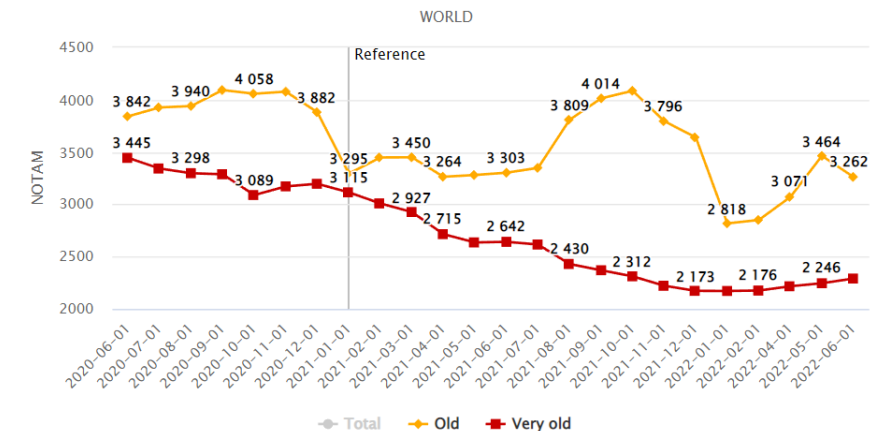
Old NOTAM

3262 (8.7%)

Very Old NOTAM

2291 (6.1%)

NOTAM per month



NOTAM Age Analysis (2021)



NOTAM Age Analysis (2022)



+3.3%

+5.2%

-0.6%

-13.8%



NOTAM Analysis by Regional Office

- ICAO API Data Service (<https://applications.icao.int/dataservices/default.aspx>);
- State NOTAM Checklist;
- State AIS/AIM website etc.,

ICAO API DATA SERVICE



Welcome to ICAO API Data Service page

When registering with the API Data Service you will get an API key with 100 free calls to test ICAO APIs service.

START USING API

Enter a valid API key to use 100 free trial calls or to activate Booster pack calls

Lost your key? [Recover your key](#)


NOT YET REGISTERED?

Click to register and an API key will be sent to your email shortly after.

Please use a professional email address to receive the key

GET BOOSTER PACK CODE

To increase the number of calls, purchase one of API Booster packs (comes with an authorization code)



A	B	C	D	E	F	G	H	I	J	K	L	M	N	O	P	Q	R	S	T
2021-05-25	id	startdate	enddate	all	Created	Item B)	Item C)	EST		Validity	Since Org	Status	EST Control		Total	Not Old	Old	Very Old	EST Pass
	G0797/21	2021-05-23T05:45:00.000Z	2021-06-23T05:45:00.000Z	G0797/21	23 May 2021	2021-05-23	2021-06-23	EST E)		31	0	NO	OK		95	94	1	0	1
	G0796/21	2021-05-23T05:45:00.000Z	2021-06-23T05:45:00.000Z	G0796/21	23 May 2021	2021-05-23	2021-06-23	EST E)		31	0	NO	OK						



Trend Analysis by Region

Select a region, or click **WORLD** for all:

- WORLD
- APAC
- ESAF
- EUR/NAT
- MID
- NACC
- SAM
- WACAF

Total NOTAM

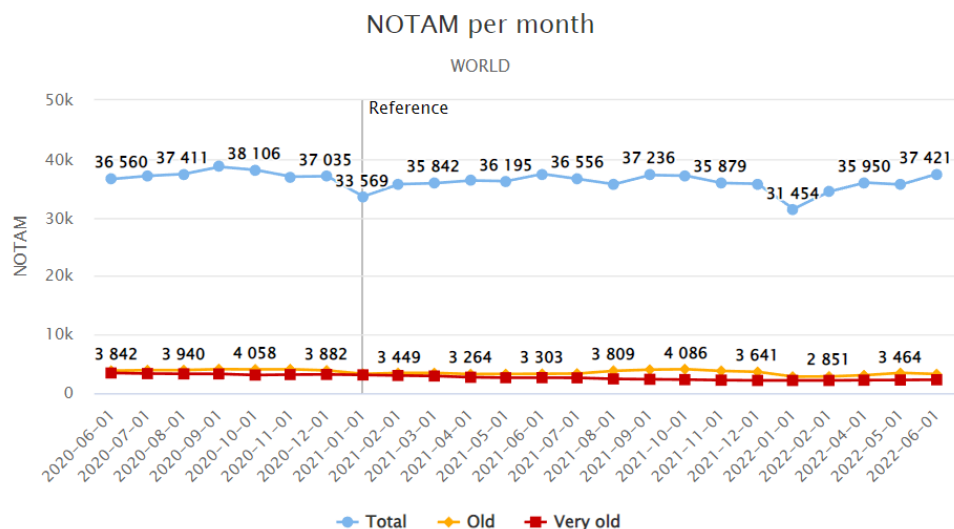
37421

Old NOTAM

3262 (8.7%)

Very Old NOTAM

2291 (6.1%)



APAC is producing:

- 16% of World NOTAM (-2%)
- 10% of World old NOTAM (-7%)
- 29% of World very old NOTAM (+4%)

Trend Analysis by Region

Select a region, or click **WORLD** for all:

- WORLD
- APAC
- ESAF
- EUR/NAT
- MID
- NACC
- SAM
- WACAF

Total NOTAM

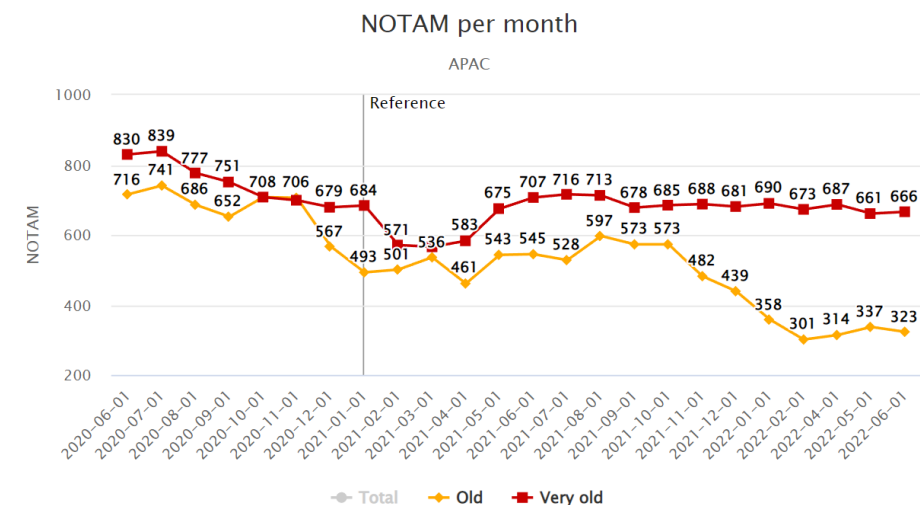
6122

Old NOTAM

323 (5.3%)

Very Old NOTAM

666 (10.9%)



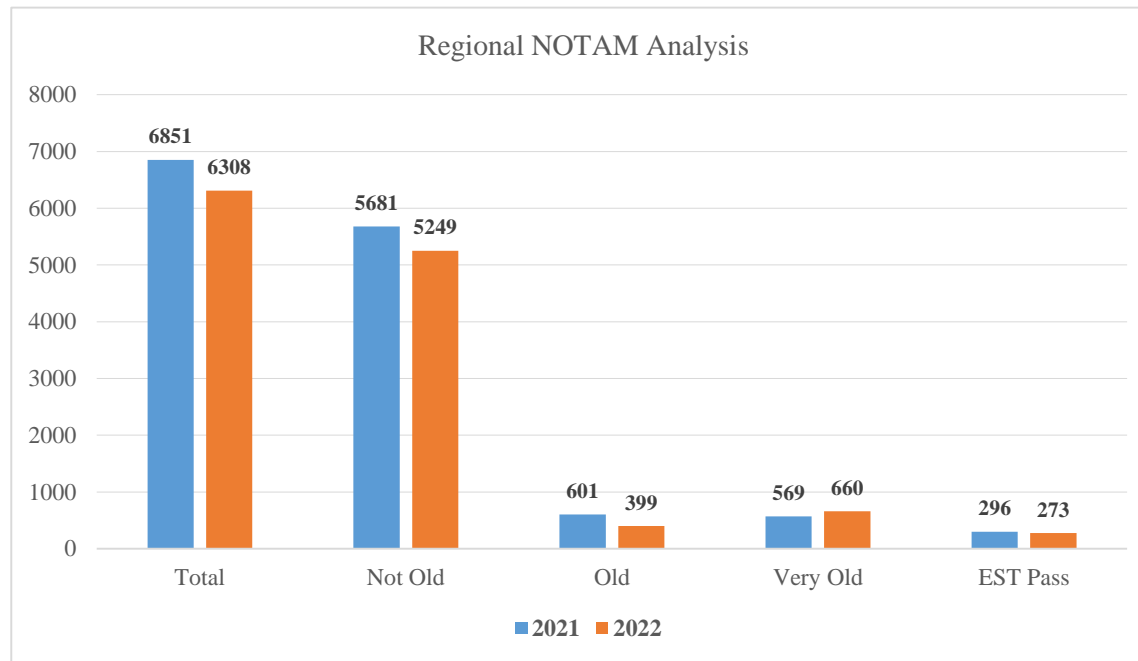
- Very Old NOTAM decreased by 9 (1.4%)
- Old NOTAM decreased by 220 (40.5%)





Regional NOTAM Analysis - 2022

- Cover 41 Administrations including 2 Special Administrative Regions of China
- Check EST Passed NOTAM



Administrations	Regional NOTAM Analysis (2021, as of 25 th May)					Regional NOTAM Analysis (2022, as of 10 th June)				
	Total	NO	O	VO	EST Pass	Total	NO	O	VO	EST Pass
Afghanistan	95	94	1	0	1	59	58	1	0	1
Australia	530	460	68	2	3	585	520	64	1	14
Bangladesh	32	31	0	1	1	29	26	2	1	1
Bhutan	0	0	0	0	0	0	0	0	0	0
Brunei Darussalam	0	0	0	0	0	0	0	0	0	0
Cambodia	7	7	0	0	1	8	8	0	0	0
China	1127	945	153	29	2	1145	979	125	41	1
Cook Islands	0	0	0	0	0	4	4	0	0	3
DPR Korea	10	0	0	10	8	10	0	0	10	8
Fiji	53	47	5	1	1	48	46	1	1	1
Hong Kong, China	26	24	0	2	1	20	19	1	0	0
India	1127	655	175	297	132	935	468	73	394	134
Indonesia	196	104	1	91	36	191	108	0	83	36
Japan	1113	1080	31	2	1	1113	1109	3	1	6
Kiribati	2	1	1	0	0	6	5	0	1	0
Lao PDR	41	7	13	21	0	35	3	0	32	0
Macao, China	14	11	0	3	0	14	13	1	0	0
Malaysia	296	293	2	1	0	283	265	16	2	0
Maldives	28	12	13	3	8	16	14	2	0	0
Marshall Islands	34	30	0	4	0	22	18	0	4	0
Micronesia	18	14	0	4	0	0	0	0	0	0
Mongolia	11	11	0	0	0	15	15			
Myanmar	11	6	5	0	6	11				
Nauru	25	4	3	18	17					
Nepal	1	0	0	1						
Palau	107	101	6							

NO – Not Old NOTAM
 O – Old NOTAM
 VO – Very old NOTAM
 EST PASS – EST Passed NOTAM



NOTAM-promulgating Administrations

- **88.7%** of all APAC NOTAMs
- **86.5%** of all APAC old and very old NOTAMs

No	Administrations	Total NOTAM	Old NOTAM	Very Old NOTAM	Percent of old and very old NOTAM
1	China	1145	125	41	14.5%
2	Japan	1113	3	1	0.4%
3	India	935	73	394	49.9%
4	Australia	585	64	1	11.1%
5	Republic of Korea	583	1	0	0.2%
6	Philippines	471	54	43	20.6%
7	Malaysia	283	16	2	6.4%
8	Indonesia	191	0	83	43.5%
9	Thailand	163	1	9	6.1%
10	New Zealand	132	5	0	3.8%
		5601	342	574	16.4%

(as of 10 June 2022)



Best Performing Administrations

Pakistan, Mongolia, Cambodia, Vanuatu, Cook Islands, Tonga have ZERO old and very old NOTAM

No	Administrations	Total NOTAM	Old NOTAM	Very Old NOTAM	Percent of old and very old NOTAM
1	Pakistan	38	0	0	0.0%
2	Mongolia	15	0	0	0.0%
3	Cambodia	8	0	0	0.0%
4	Vanuatu	7	0	0	0.0%
5	Cook Islands	4	0	0	0.0%
6	Tonga	3	0	0	0.0%
7	Republic of Korea	583	1	0	0.2%
8	Japan	1113	3	1	0.4%
9	Singapore	104	1	0	1.0%
10	Afghanistan	59	1	0	1.7%
		1934	6	1	0.4%

(as of 10 June 2022)



Poorest Performing Administrations

- **21.7%** of all APAC NOTAMs
- **62.7%** of all APAC old and very old NOTAMs

No	Administrations	Total NOTAM	Old NOTAM	Very Old NOTAM	Percent of old and very old NOTAM
1	DPR Korea	10	0	10	100.0%
2	Nepal	1	0	1	100.0%
3	Lao PDR	35	0	32	91.4%
4	Nauru	29	1	21	75.9%
5	India	935	73	394	49.9%
6	Indonesia	191	0	83	43.5%
7	Samoa	5	0	2	40.0%
8	Timor Leste	19	4	3	36.8%
9	Papua New Guinea	84	20	7	32.1%
10	Viet Nam	59	14	0	23.7%
		1368	112	553	48.6%

(as of 10 June 2022)



DINS

- primary source of NOTAMETER and Regional NOTAM Analysis
- may have inconsistency:
 - connection issue (between DINS and States)
 - State stopped sending their NOTAM to DINS

C0377/12 NOTAMR C0350/12
 Q) /QXXAH/IV/BO/A/000/999/
 A) B) 1204250625 C) 1210271630 EST
 E) HRS OF OPS TWR 118.75 MHZ (TX/RX), . . .

This NOTAM has been cancelled or replaced before Item C). However, this NOTAM is still active in the DINS and considered as old NOTAM.

DINS did not receive cancel or replace NOTAM from the State.

The screenshot shows the DINS website header with logos for the Department of Defense, Air Force, Army, Navy, and Marine Corps. A navigation bar includes links for Home, Updates, Contact Us, and FAQ. A prominent yellow 'New!' banner states: 'NEW! ATTENTION AIRCREWS* US NOF exchanges NOTAM data with partner International NOTAM Offices throughout the world. While DINS pulls and displays all NOTAMS received by the US NOF, users need to be aware that DINS may not have received all NOTAMS for a specific location, which in turn could affect DINS coverage. Accordingly, users should check Host Nation AIP and FCG for supplementary NOTAM information to ensure complete NOTAM coverage. (More info...)'

The main content area features a 'NOTAM Retrieval' section with a form to enter up to 50 ICAO Identifiers, separated by a space. The 'Text Type' is set to 'Raw'. Below the form are 'View NOTAMs' and 'Reset' buttons. A link for 'FAA Special Use Airspace(SUA) Information' is provided, along with a warning: 'Always Check Attention Notices for the most up to date information on DoD flight planning. See Advanced NOTAM Functions below. The U.S. NOTAM office specialists do not provide NOTAM briefings.'

On the right side, there are two menu sections: 'DINS CCR Functions' (Primary DINS CCR Site, Secondary DINS CCR Site, Request or Install DINS Certificates) and 'DINS Search Utilities' (Secondary DINS Query Site, Dynamic ICAO Look-up, Static ICAO Listing, Q-Code Combination Search, ICAO Contractions (7340.2)).

<https://www.notams.faa.gov/dinsQueryWeb/>



EST Passed NOTAM

- As of 10th June, 18 Administrations have a total **273** EST Passed NOTAMs
- Some of them are invalid, but still active in the DINS

C0594/20 NOTAMN

Q) /QMDCH/IV/NBO/A /000/999/1656N12145E005

A) B) 2006020000 C) 2009022359 EST

E) TEMPO DECLARED DIST:

RWY	TORA	TODA	ASDA	LDA	RMK
12	1600M	1600M	1600M	1600M	
30	1600M	1900M	1600M	1600M	THR DISPLACED BY 498M.

States urged to take immediate actions
to cancel or replace **EST Passed**
NOTAMs

1	India	134
2	Philippines	38
3	Indonesia	36
4	Nauru	18
5	Australia	14
6	DPR Korea	8
7	Japan	6
8	Papua New Guinea	4
9	Cook Islands	3
10	Timor Leste	2
11	Myanmar	2
12	Thailand	2
13	Viet Nam	1
14	China	1
15	Bangladesh	1
16	Fiji	1
17	New Zealand	1
18	Afghanistan	1



The Fourteenth Meeting of the ICAO Aeronautical Information Services -
Aeronautical Information Management Implementation Task Force (AAITF/14)
ICAO Asia and Pacific Regional Office, Bangkok, Thailand, 20-24 May 2019




Thirteenth Meeting of ICAO Aeronautical Information Services -
Aeronautical Information Management Implementation Task Force (AAITF/13)
ICAO Regional Office, Bangkok, 04-08 June 2018



The meeting is invited to:

- note the information contained in this paper;
- take immediate action to ensure full compliance with NOTAM procedures in ICAO Doc 10066 PANS-AIM and in accordance with **Conclusion ATM/SG/6-14**;
- ensure the consistent distribution of NOTAMN, NOTAMR, NOTAMC and NOTAM Checklists to international NOTAM Offices and multinational NOTAM processing units; and
- discuss any relevant matters as appropriate.



**THANK YOU FOR YOUR
ATTENTION**