



ICAO

International Civil Aviation Organization

Fifth Meeting of the Asia/Pacific Regional Search and Rescue Working Group (APSARWG/5)

Video Teleconference, 09 – 11 June 2020

Agenda Item 4: Asia/Pacific and inter-regional SAR planning, coordination and cooperation

- *SAR capability status update*

REGIONAL SAR STATUS

(Presented by the Secretariat)

SUMMARY

This paper discusses Search and Rescue (SAR) matters related to the Asia/Pacific.

1. INTRODUCTION

1.1 The Asia/Pacific Regional Office maintains records of the information provided from administrations regarding SAR Status in order to report to the Asia/Pacific Air Navigation Planning and Implementation Regional Group (APANPIRG).

1.2 The Fourth Meeting of the Asia/Pacific Regional Search and Rescue Work Group (APSAR/WG/4) had been held from 14 to 17 May 2019 at Bangkok, Thailand. The meeting had been attended by 60 participants from Australia, Bangladesh, Bhutan, Cambodia, China, Fiji, India, Indonesia, Japan, Lao People's Democratic Republic (PDR), Malaysia, Nepal, New Zealand, Pakistan, Philippines, Republic of Korea (ROK), Singapore, Sri Lanka, Thailand, United States of America (USA), Viet Nam, IATA, and ICAO.

2. DISCUSSION

USOAP Analysis

2.1 An analysis of the 26 Universal Safety Oversight Audit Programme (USOAP) SAR-related Protocol Questions (PQs, not including 7.483) on 27 May 2020 indicated that the overall Effective Implementation (EI) for SAR had risen as follows for the Asia/Pacific Region since the advent of the APSAR/WG and its predecessor APSAR/TF:

- July 2015 – 50.7%;
- August 2016 – 54.8%;
- May 2017 – 55.4%;
- May 2018 – 57.19%;
- March 2019 – 58.99%; and
- May 2020 – 60%.

2.2 This continuous improvement was welcomed by ICAO, but it is assumed that, as a critical safety-of-life field, SAR officers would not be satisfied by less than 100% achievement (**Figure 1**). Although there had been improvement in SAR capability, notably since the advent of the *Asia/Pacific*

SAR Plan and APANPIRG Conclusion 28/10, it was therefore recognised that all administrations needed to continue their efforts to address weak areas and to assist other States where this is possible.

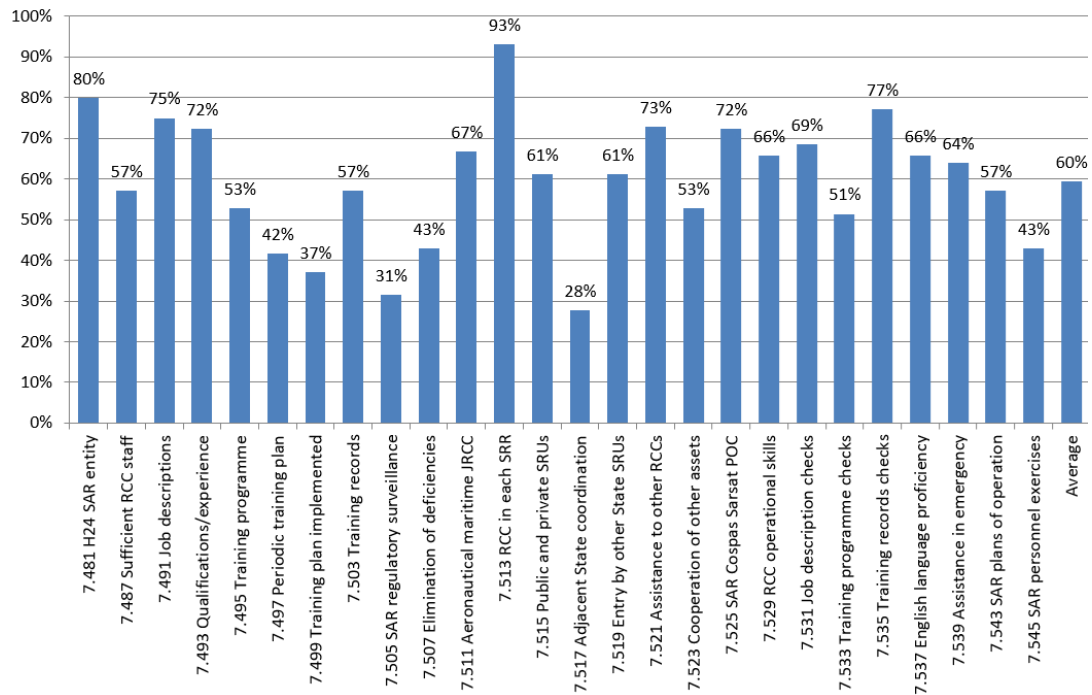


Figure 1: APAC USOAP CMA SAR PQ Compliance (average: 60%)

2.3 From the PQ analysis, there had been little improvement in the major areas of weakness in SAR indicated by USOAP, which were in the areas of:

- **CE-3:** 7.517 (28%) – [SAR service provider] SAR coordination agreements;
- **CE-4:** 7.497 and 7.499 (42% and 37%) – [SAR regulatory oversight] SAR inspector’s training plan and training programme effectively implemented for SAR inspectors;
- **CE-7:** 7.505 and 7.545 (31% and 43%) – [SAR regulatory oversight] effective regulatory surveillance oversight of SAR, and checks that SAR operational personnel have regular training, including the conduct of SAREX; and
- **CE-8:** 7.507 (43%) – [SAR regulatory oversight and service provider] mechanism to eliminate SAR regulatory deficiencies.

2.4 **Attachment A** provides more detailed information on whether the PQ is ‘satisfactory’ or not satisfactory’ status for each audited State.

SAR Agreements

2.5 As at 27 May 2020, the current status of SAR Agreements reported to the Regional Office is indicated in:

- **Attachment B:** List of SAR Agreements; and
- **Attachment C:** SAR Agreement Matrix.

Regional SAR Status

2.6 The SAR Plan-based 41 element assessment provided a metric of the *Asia/Pacific SAR Plan* implementation as at June 2020 (**Figure 2**).

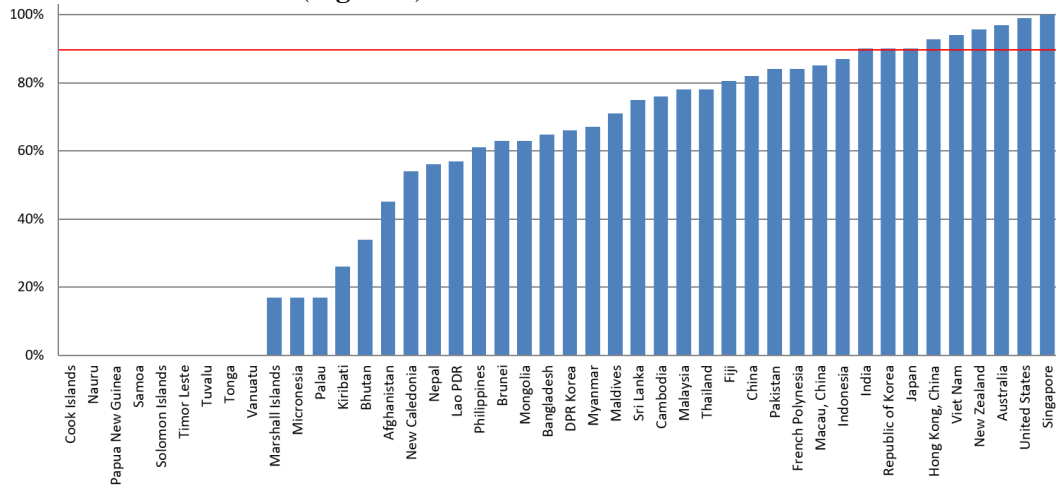


Figure 2: Asia/Pacific SAR Plan Implementation Status (as at June 2020)

4.1 Regional policy establishes that States below 90% implementation would be considered to have a SAR deficiency. Only nine States had reported implementation of 90% or above at APSAR/WG/5, if India and Indonesia’s status report is accepted by the ATM/SG/8 and APANPIRG/31:

2.7 Australia, Hong Kong China, India, Indonesia, Japan, NZ, ROK, Singapore, USA and Viet Nam.

2.8 **Figure 3** provides an overview of reported *Asia/Pacific SAR Plan* compliance, as at June 2020.

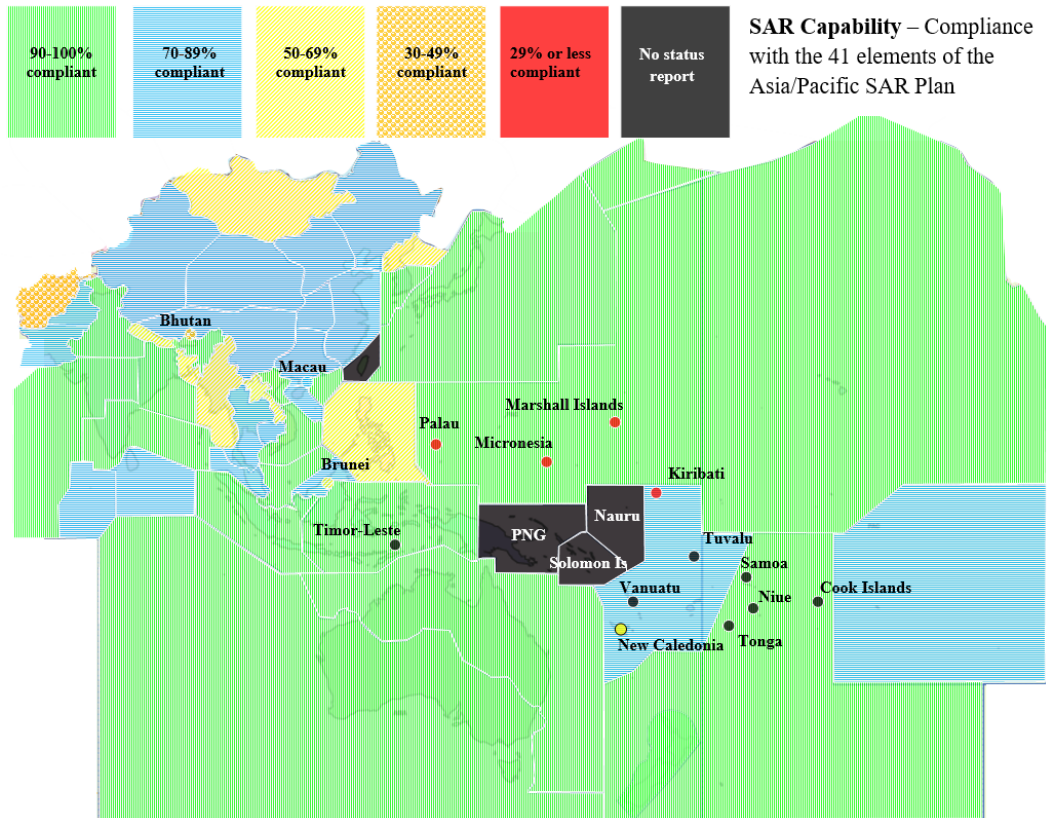


Figure 3: Reported Compliance with the Asia/Pacific SAR Plan, June 2020

2.9 **Attachment D** provides an overview of each reported State/Administration's SAR Status.

3. ACTION BY THE MEETING

3.1 The meeting is invited to:

- a) note the information contained in this paper;
- b) support the SAR Plan monitoring scheme;
- c) provide *Asia/Pacific SAR Plan* status reports at least once annually, noting the request for each State present at the meeting to provide a status report on its compliance with the *Asia/Pacific SAR Plan* reporting elements; and
- d) discuss any relevant matters as appropriate.

.....

State	Name	PQ	Satisfactory	NotApplicable
AFG	Afghanistan	7.491	1	0
AFG	Afghanistan	7.493	1	0
AFG	Afghanistan	7.515	0	0
AFG	Afghanistan	7.517	0	0
AFG	Afghanistan	7.523	0	0
AFG	Afghanistan	7.525	0	0
AFG	Afghanistan	7.539	0	0
AFG	Afghanistan	7.519	0	0
AFG	Afghanistan	7.495	0	0
AFG	Afghanistan	7.497	0	0
AFG	Afghanistan	7.483	0	1
AFG	Afghanistan	7.521	0	1
PAK	Pakistan	7.493	1	0
PAK	Pakistan	7.495	1	0
PAK	Pakistan	7.497	1	0
PAK	Pakistan	7.499	1	0
PAK	Pakistan	7.503	1	0
PAK	Pakistan	7.531	1	0
PAK	Pakistan	7.537	1	0
PAK	Pakistan	7.535	1	0
PAK	Pakistan	7.529	1	0
PAK	Pakistan	7.491	1	0
PAK	Pakistan	7.481	1	0
PAK	Pakistan	7.511	1	0
PAK	Pakistan	7.513	1	0
PAK	Pakistan	7.517	1	0
PAK	Pakistan	7.521	1	0
PAK	Pakistan	7.525	1	0
PAK	Pakistan	7.539	1	0
PAK	Pakistan	7.519	1	0
PAK	Pakistan	7.507	1	0
PAK	Pakistan	7.533	0	0
PAK	Pakistan	7.505	0	0
PAK	Pakistan	7.543	0	0
PAK	Pakistan	7.545	0	0
PAK	Pakistan	7.487	0	0
PAK	Pakistan	7.515	0	0
PAK	Pakistan	7.523	0	0
PAK	Pakistan	7.483	0	1
FSM	Micronesia (Federated States of)	7.493	0	0
FSM	Micronesia (Federated States of)	7.495	0	0
FSM	Micronesia (Federated States of)	7.497	0	0
FSM	Micronesia (Federated States of)	7.499	0	0
FSM	Micronesia (Federated States of)	7.503	0	0
FSM	Micronesia (Federated States of)	7.537	0	0
FSM	Micronesia (Federated States of)	7.531	0	0
FSM	Micronesia (Federated States of)	7.533	0	0
FSM	Micronesia (Federated States of)	7.505	0	0
FSM	Micronesia (Federated States of)	7.529	0	0
FSM	Micronesia (Federated States of)	7.535	0	0
FSM	Micronesia (Federated States of)	7.543	0	0
FSM	Micronesia (Federated States of)	7.545	0	0
FSM	Micronesia (Federated States of)	7.491	0	0
FSM	Micronesia (Federated States of)	7.487	0	0
FSM	Micronesia (Federated States of)	7.481	0	0
FSM	Micronesia (Federated States of)	7.483	0	0
FSM	Micronesia (Federated States of)	7.511	0	0
FSM	Micronesia (Federated States of)	7.515	0	0
FSM	Micronesia (Federated States of)	7.521	0	0
FSM	Micronesia (Federated States of)	7.523	0	0

State	Name	PQ	Satisfactory	NotApplicable
FSM	Micronesia (Federated States of)	7.539	0	0
FSM	Micronesia (Federated States of)	7.517	0	0
FSM	Micronesia (Federated States of)	7.525	0	0
FSM	Micronesia (Federated States of)	7.519	0	0
FSM	Micronesia (Federated States of)	7.507	0	0
FSM	Micronesia (Federated States of)	7.513	0	1
TLS	Timor-Leste	7.493	0	0
TLS	Timor-Leste	7.495	0	0
TLS	Timor-Leste	7.497	0	0
TLS	Timor-Leste	7.499	0	0
TLS	Timor-Leste	7.503	0	0
TLS	Timor-Leste	7.537	0	0
TLS	Timor-Leste	7.531	0	0
TLS	Timor-Leste	7.533	0	0
TLS	Timor-Leste	7.505	0	0
TLS	Timor-Leste	7.529	0	0
TLS	Timor-Leste	7.535	0	0
TLS	Timor-Leste	7.543	0	0
TLS	Timor-Leste	7.545	0	0
TLS	Timor-Leste	7.491	0	0
TLS	Timor-Leste	7.487	0	0
TLS	Timor-Leste	7.481	0	0
TLS	Timor-Leste	7.483	0	0
TLS	Timor-Leste	7.511	0	0
TLS	Timor-Leste	7.515	0	0
TLS	Timor-Leste	7.521	0	0
TLS	Timor-Leste	7.523	0	0
TLS	Timor-Leste	7.539	0	0
TLS	Timor-Leste	7.517	0	0
TLS	Timor-Leste	7.525	0	0
TLS	Timor-Leste	7.519	0	0
TLS	Timor-Leste	7.507	0	0
TLS	Timor-Leste	7.513	0	1
PLW	Palau	7.493	0	0
PLW	Palau	7.495	0	0
PLW	Palau	7.497	0	0
PLW	Palau	7.499	0	0
PLW	Palau	7.503	0	0
PLW	Palau	7.537	0	0
PLW	Palau	7.531	0	0
PLW	Palau	7.533	0	0
PLW	Palau	7.505	0	0
PLW	Palau	7.529	0	0
PLW	Palau	7.535	0	0
PLW	Palau	7.543	0	0
PLW	Palau	7.545	0	0
PLW	Palau	7.491	0	0
PLW	Palau	7.487	0	0
PLW	Palau	7.481	0	0
PLW	Palau	7.483	0	0
PLW	Palau	7.511	0	0
PLW	Palau	7.515	0	0
PLW	Palau	7.521	0	0
PLW	Palau	7.523	0	0
PLW	Palau	7.539	0	0
PLW	Palau	7.517	0	0
PLW	Palau	7.525	0	0
PLW	Palau	7.519	0	0
PLW	Palau	7.507	0	0
PLW	Palau	7.513	0	1

State	Name	PQ	Satisfactory	NotApplicable
MDV	Maldives	7.503	1	0
MDV	Maldives	7.493	1	0
MDV	Maldives	7.529	1	0
MDV	Maldives	7.543	1	0
MDV	Maldives	7.505	1	0
MDV	Maldives	7.535	1	0
MDV	Maldives	7.481	1	0
MDV	Maldives	7.483	1	0
MDV	Maldives	7.513	1	0
MDV	Maldives	7.515	1	0
MDV	Maldives	7.523	1	0
MDV	Maldives	7.539	1	0
MDV	Maldives	7.487	1	0
MDV	Maldives	7.495	0	0
MDV	Maldives	7.497	0	0
MDV	Maldives	7.499	0	0
MDV	Maldives	7.537	0	0
MDV	Maldives	7.531	0	0
MDV	Maldives	7.533	0	0
MDV	Maldives	7.545	0	0
MDV	Maldives	7.511	0	0
MDV	Maldives	7.517	0	0
MDV	Maldives	7.521	0	0
MDV	Maldives	7.525	0	0
MDV	Maldives	7.491	0	0
MDV	Maldives	7.519	0	0
MDV	Maldives	7.507	0	0
LAO	Lao People's Democratic Republic	7.493	1	0
LAO	Lao People's Democratic Republic	7.497	1	0
LAO	Lao People's Democratic Republic	7.499	1	0
LAO	Lao People's Democratic Republic	7.503	1	0
LAO	Lao People's Democratic Republic	7.495	1	0
LAO	Lao People's Democratic Republic	7.531	1	0
LAO	Lao People's Democratic Republic	7.537	1	0
LAO	Lao People's Democratic Republic	7.535	1	0
LAO	Lao People's Democratic Republic	7.529	1	0
LAO	Lao People's Democratic Republic	7.543	1	0
LAO	Lao People's Democratic Republic	7.505	1	0
LAO	Lao People's Democratic Republic	7.487	1	0
LAO	Lao People's Democratic Republic	7.491	1	0
LAO	Lao People's Democratic Republic	7.481	1	0
LAO	Lao People's Democratic Republic	7.511	1	0
LAO	Lao People's Democratic Republic	7.513	1	0
LAO	Lao People's Democratic Republic	7.515	1	0
LAO	Lao People's Democratic Republic	7.521	1	0
LAO	Lao People's Democratic Republic	7.523	1	0
LAO	Lao People's Democratic Republic	7.525	1	0
LAO	Lao People's Democratic Republic	7.539	1	0
LAO	Lao People's Democratic Republic	7.519	1	0
LAO	Lao People's Democratic Republic	7.507	1	0
LAO	Lao People's Democratic Republic	7.533	0	0
LAO	Lao People's Democratic Republic	7.545	0	0
LAO	Lao People's Democratic Republic	7.517	0	0
LAO	Lao People's Democratic Republic	7.483	0	1
SGP	Singapore	7.493	1	0
SGP	Singapore	7.495	1	0
SGP	Singapore	7.497	1	0
SGP	Singapore	7.499	1	0
SGP	Singapore	7.503	1	0
SGP	Singapore	7.531	1	0

State	Name	PQ	Satisfactory	NotApplicable
SGP	Singapore	7.533	1	0
SGP	Singapore	7.537	1	0
SGP	Singapore	7.535	1	0
SGP	Singapore	7.529	1	0
SGP	Singapore	7.543	1	0
SGP	Singapore	7.545	1	0
SGP	Singapore	7.505	1	0
SGP	Singapore	7.487	1	0
SGP	Singapore	7.491	1	0
SGP	Singapore	7.481	1	0
SGP	Singapore	7.511	1	0
SGP	Singapore	7.513	1	0
SGP	Singapore	7.517	1	0
SGP	Singapore	7.521	1	0
SGP	Singapore	7.525	1	0
SGP	Singapore	7.539	1	0
SGP	Singapore	7.519	1	0
SGP	Singapore	7.507	1	0
SGP	Singapore	7.515	0	0
SGP	Singapore	7.523	0	0
SGP	Singapore	7.483	0	1
MMR	Myanmar	7.503	1	0
MMR	Myanmar	7.493	1	0
MMR	Myanmar	7.537	1	0
MMR	Myanmar	7.531	1	0
MMR	Myanmar	7.535	1	0
MMR	Myanmar	7.545	1	0
MMR	Myanmar	7.487	1	0
MMR	Myanmar	7.481	1	0
MMR	Myanmar	7.483	1	0
MMR	Myanmar	7.511	1	0
MMR	Myanmar	7.513	1	0
MMR	Myanmar	7.521	1	0
MMR	Myanmar	7.491	1	0
MMR	Myanmar	7.515	1	0
MMR	Myanmar	7.525	1	0
MMR	Myanmar	7.539	1	0
MMR	Myanmar	7.495	0	0
MMR	Myanmar	7.497	0	0
MMR	Myanmar	7.499	0	0
MMR	Myanmar	7.533	0	0
MMR	Myanmar	7.505	0	0
MMR	Myanmar	7.529	0	0
MMR	Myanmar	7.543	0	0
MMR	Myanmar	7.517	0	0
MMR	Myanmar	7.523	0	0
MMR	Myanmar	7.519	0	0
MMR	Myanmar	7.507	0	0
MYS	Malaysia	7.493	1	0
MYS	Malaysia	7.495	1	0
MYS	Malaysia	7.503	1	0
MYS	Malaysia	7.531	1	0
MYS	Malaysia	7.533	1	0
MYS	Malaysia	7.537	1	0
MYS	Malaysia	7.535	1	0
MYS	Malaysia	7.529	1	0
MYS	Malaysia	7.543	1	0
MYS	Malaysia	7.545	1	0
MYS	Malaysia	7.505	1	0
MYS	Malaysia	7.487	1	0

State	Name	PQ	Satisfactory	NotApplicable
MYS	Malaysia	7.491	1	0
MYS	Malaysia	7.481	1	0
MYS	Malaysia	7.511	1	0
MYS	Malaysia	7.513	1	0
MYS	Malaysia	7.515	1	0
MYS	Malaysia	7.521	1	0
MYS	Malaysia	7.523	1	0
MYS	Malaysia	7.525	1	0
MYS	Malaysia	7.539	1	0
MYS	Malaysia	7.519	1	0
MYS	Malaysia	7.507	1	0
MYS	Malaysia	7.497	0	0
MYS	Malaysia	7.499	0	0
MYS	Malaysia	7.517	0	0
MYS	Malaysia	7.483	0	1
MNG	Mongolia	7.493	1	0
MNG	Mongolia	7.495	1	0
MNG	Mongolia	7.497	1	0
MNG	Mongolia	7.499	1	0
MNG	Mongolia	7.503	1	0
MNG	Mongolia	7.531	1	0
MNG	Mongolia	7.533	1	0
MNG	Mongolia	7.537	1	0
MNG	Mongolia	7.535	1	0
MNG	Mongolia	7.529	1	0
MNG	Mongolia	7.543	1	0
MNG	Mongolia	7.505	1	0
MNG	Mongolia	7.545	1	0
MNG	Mongolia	7.487	1	0
MNG	Mongolia	7.491	1	0
MNG	Mongolia	7.481	1	0
MNG	Mongolia	7.511	1	0
MNG	Mongolia	7.513	1	0
MNG	Mongolia	7.515	1	0
MNG	Mongolia	7.521	1	0
MNG	Mongolia	7.523	1	0
MNG	Mongolia	7.525	1	0
MNG	Mongolia	7.539	1	0
MNG	Mongolia	7.517	1	0
MNG	Mongolia	7.519	1	0
MNG	Mongolia	7.507	1	0
MNG	Mongolia	7.483	0	1
MHL	Marshall Islands	7.493	1	0
MHL	Marshall Islands	7.495	1	0
MHL	Marshall Islands	7.497	1	0
MHL	Marshall Islands	7.499	1	0
MHL	Marshall Islands	7.503	1	0
MHL	Marshall Islands	7.531	1	0
MHL	Marshall Islands	7.533	1	0
MHL	Marshall Islands	7.537	1	0
MHL	Marshall Islands	7.535	1	0
MHL	Marshall Islands	7.529	1	0
MHL	Marshall Islands	7.543	1	0
MHL	Marshall Islands	7.545	1	0
MHL	Marshall Islands	7.505	1	0
MHL	Marshall Islands	7.487	1	0
MHL	Marshall Islands	7.491	1	0
MHL	Marshall Islands	7.481	1	0
MHL	Marshall Islands	7.483	1	0
MHL	Marshall Islands	7.511	1	0

State	Name	PQ	Satisfactory	NotApplicable
MHL	Marshall Islands	7.513	1	0
MHL	Marshall Islands	7.515	1	0
MHL	Marshall Islands	7.521	1	0
MHL	Marshall Islands	7.507	1	0
MHL	Marshall Islands	7.517	0	0
MHL	Marshall Islands	7.523	0	0
MHL	Marshall Islands	7.539	0	0
MHL	Marshall Islands	7.525	0	0
MHL	Marshall Islands	7.519	0	0
KOR	Republic of Korea	7.493	1	0
KOR	Republic of Korea	7.495	1	0
KOR	Republic of Korea	7.497	1	0
KOR	Republic of Korea	7.499	1	0
KOR	Republic of Korea	7.503	1	0
KOR	Republic of Korea	7.531	1	0
KOR	Republic of Korea	7.533	1	0
KOR	Republic of Korea	7.537	1	0
KOR	Republic of Korea	7.535	1	0
KOR	Republic of Korea	7.529	1	0
KOR	Republic of Korea	7.543	1	0
KOR	Republic of Korea	7.545	1	0
KOR	Republic of Korea	7.505	1	0
KOR	Republic of Korea	7.487	1	0
KOR	Republic of Korea	7.491	1	0
KOR	Republic of Korea	7.481	1	0
KOR	Republic of Korea	7.483	1	0
KOR	Republic of Korea	7.511	1	0
KOR	Republic of Korea	7.513	1	0
KOR	Republic of Korea	7.515	1	0
KOR	Republic of Korea	7.517	1	0
KOR	Republic of Korea	7.521	1	0
KOR	Republic of Korea	7.523	1	0
KOR	Republic of Korea	7.525	1	0
KOR	Republic of Korea	7.539	1	0
KOR	Republic of Korea	7.519	1	0
KOR	Republic of Korea	7.507	1	0
WSM	Samoa	7.513	1	0
WSM	Samoa	7.495	0	0
WSM	Samoa	7.497	0	0
WSM	Samoa	7.499	0	0
WSM	Samoa	7.503	0	0
WSM	Samoa	7.493	0	0
WSM	Samoa	7.537	0	0
WSM	Samoa	7.531	0	0
WSM	Samoa	7.533	0	0
WSM	Samoa	7.505	0	0
WSM	Samoa	7.529	0	0
WSM	Samoa	7.535	0	0
WSM	Samoa	7.543	0	0
WSM	Samoa	7.545	0	0
WSM	Samoa	7.487	0	0
WSM	Samoa	7.491	0	0
WSM	Samoa	7.481	0	0
WSM	Samoa	7.483	0	0
WSM	Samoa	7.511	0	0
WSM	Samoa	7.515	0	0
WSM	Samoa	7.517	0	0
WSM	Samoa	7.521	0	0
WSM	Samoa	7.523	0	0
WSM	Samoa	7.539	0	0

State	Name	PQ	Satisfactory	NotApplicable
WSM	Samoa	7.525	0	0
WSM	Samoa	7.519	0	0
WSM	Samoa	7.507	0	0
PHL	Philippines	7.493	1	0
PHL	Philippines	7.495	1	0
PHL	Philippines	7.497	1	0
PHL	Philippines	7.503	1	0
PHL	Philippines	7.531	1	0
PHL	Philippines	7.537	1	0
PHL	Philippines	7.535	1	0
PHL	Philippines	7.543	1	0
PHL	Philippines	7.491	1	0
PHL	Philippines	7.481	1	0
PHL	Philippines	7.511	1	0
PHL	Philippines	7.513	1	0
PHL	Philippines	7.515	1	0
PHL	Philippines	7.517	1	0
PHL	Philippines	7.521	1	0
PHL	Philippines	7.523	1	0
PHL	Philippines	7.525	1	0
PHL	Philippines	7.539	1	0
PHL	Philippines	7.519	1	0
PHL	Philippines	7.499	0	0
PHL	Philippines	7.533	0	0
PHL	Philippines	7.529	0	0
PHL	Philippines	7.545	0	0
PHL	Philippines	7.505	0	0
PHL	Philippines	7.487	0	0
PHL	Philippines	7.507	0	0
PHL	Philippines	7.483	0	1
BGD	Bangladesh	7.493	1	0
BGD	Bangladesh	7.495	1	0
BGD	Bangladesh	7.499	1	0
BGD	Bangladesh	7.503	1	0
BGD	Bangladesh	7.537	1	0
BGD	Bangladesh	7.531	1	0
BGD	Bangladesh	7.533	1	0
BGD	Bangladesh	7.529	1	0
BGD	Bangladesh	7.543	1	0
BGD	Bangladesh	7.505	1	0
BGD	Bangladesh	7.535	1	0
BGD	Bangladesh	7.481	1	0
BGD	Bangladesh	7.511	1	0
BGD	Bangladesh	7.513	1	0
BGD	Bangladesh	7.515	1	0
BGD	Bangladesh	7.521	1	0
BGD	Bangladesh	7.523	1	0
BGD	Bangladesh	7.539	1	0
BGD	Bangladesh	7.487	1	0
BGD	Bangladesh	7.491	1	0
BGD	Bangladesh	7.525	1	0
BGD	Bangladesh	7.519	1	0
BGD	Bangladesh	7.497	0	0
BGD	Bangladesh	7.545	0	0
BGD	Bangladesh	7.517	0	0
BGD	Bangladesh	7.507	0	0
BGD	Bangladesh	7.483	0	1
PNG	Papua New Guinea	7.495	1	0
PNG	Papua New Guinea	7.493	1	0
PNG	Papua New Guinea	7.531	1	0

State	Name	PQ	Satisfactory	NotApplicable
PNG	Papua New Guinea	7.533	1	0
PNG	Papua New Guinea	7.537	1	0
PNG	Papua New Guinea	7.535	1	0
PNG	Papua New Guinea	7.529	1	0
PNG	Papua New Guinea	7.543	1	0
PNG	Papua New Guinea	7.481	1	0
PNG	Papua New Guinea	7.511	1	0
PNG	Papua New Guinea	7.513	1	0
PNG	Papua New Guinea	7.515	1	0
PNG	Papua New Guinea	7.521	1	0
PNG	Papua New Guinea	7.523	1	0
PNG	Papua New Guinea	7.539	1	0
PNG	Papua New Guinea	7.491	1	0
PNG	Papua New Guinea	7.525	1	0
PNG	Papua New Guinea	7.497	0	0
PNG	Papua New Guinea	7.499	0	0
PNG	Papua New Guinea	7.503	0	0
PNG	Papua New Guinea	7.505	0	0
PNG	Papua New Guinea	7.545	0	0
PNG	Papua New Guinea	7.487	0	0
PNG	Papua New Guinea	7.517	0	0
PNG	Papua New Guinea	7.519	0	0
PNG	Papua New Guinea	7.507	0	0
PNG	Papua New Guinea	7.483	0	1
PRK	Democratic People's Republic of Korea	7.493	1	0
PRK	Democratic People's Republic of Korea	7.531	1	0
PRK	Democratic People's Republic of Korea	7.533	1	0
PRK	Democratic People's Republic of Korea	7.535	1	0
PRK	Democratic People's Republic of Korea	7.529	1	0
PRK	Democratic People's Republic of Korea	7.487	1	0
PRK	Democratic People's Republic of Korea	7.491	1	0
PRK	Democratic People's Republic of Korea	7.481	1	0
PRK	Democratic People's Republic of Korea	7.511	1	0
PRK	Democratic People's Republic of Korea	7.515	1	0
PRK	Democratic People's Republic of Korea	7.521	1	0
PRK	Democratic People's Republic of Korea	7.523	1	0
PRK	Democratic People's Republic of Korea	7.525	1	0
PRK	Democratic People's Republic of Korea	7.519	1	0
PRK	Democratic People's Republic of Korea	7.495	0	0
PRK	Democratic People's Republic of Korea	7.497	0	0
PRK	Democratic People's Republic of Korea	7.499	0	0
PRK	Democratic People's Republic of Korea	7.503	0	0
PRK	Democratic People's Republic of Korea	7.537	0	0
PRK	Democratic People's Republic of Korea	7.505	0	0
PRK	Democratic People's Republic of Korea	7.543	0	0
PRK	Democratic People's Republic of Korea	7.545	0	0
PRK	Democratic People's Republic of Korea	7.517	0	0
PRK	Democratic People's Republic of Korea	7.539	0	0
PRK	Democratic People's Republic of Korea	7.507	0	0
PRK	Democratic People's Republic of Korea	7.483	0	1
PRK	Democratic People's Republic of Korea	7.513	0	1
BTN	Bhutan	7.495	1	0
BTN	Bhutan	7.497	1	0
BTN	Bhutan	7.499	1	0
BTN	Bhutan	7.503	1	0
BTN	Bhutan	7.535	1	0
BTN	Bhutan	7.491	1	0
BTN	Bhutan	7.487	1	0
BTN	Bhutan	7.513	1	0
BTN	Bhutan	7.517	1	0

State	Name	PQ	Satisfactory	NotApplicable
BTN	Bhutan	7.525	1	0
BTN	Bhutan	7.519	1	0
BTN	Bhutan	7.507	1	0
BTN	Bhutan	7.493	0	0
BTN	Bhutan	7.533	0	0
BTN	Bhutan	7.537	0	0
BTN	Bhutan	7.531	0	0
BTN	Bhutan	7.505	0	0
BTN	Bhutan	7.529	0	0
BTN	Bhutan	7.543	0	0
BTN	Bhutan	7.545	0	0
BTN	Bhutan	7.481	0	0
BTN	Bhutan	7.515	0	0
BTN	Bhutan	7.523	0	0
BTN	Bhutan	7.539	0	0
BTN	Bhutan	7.483	0	1
BTN	Bhutan	7.521	0	1
BTN	Bhutan	7.511	0	1
THA	Thailand	7.493	1	0
THA	Thailand	7.495	1	0
THA	Thailand	7.497	1	0
THA	Thailand	7.503	1	0
THA	Thailand	7.491	1	0
THA	Thailand	7.481	1	0
THA	Thailand	7.513	1	0
THA	Thailand	7.525	1	0
THA	Thailand	7.539	1	0
THA	Thailand	7.519	1	0
THA	Thailand	7.499	0	0
THA	Thailand	7.531	0	0
THA	Thailand	7.533	0	0
THA	Thailand	7.537	0	0
THA	Thailand	7.535	0	0
THA	Thailand	7.529	0	0
THA	Thailand	7.543	0	0
THA	Thailand	7.545	0	0
THA	Thailand	7.505	0	0
THA	Thailand	7.487	0	0
THA	Thailand	7.511	0	0
THA	Thailand	7.515	0	0
THA	Thailand	7.517	0	0
THA	Thailand	7.521	0	0
THA	Thailand	7.523	0	0
THA	Thailand	7.507	0	0
THA	Thailand	7.483	0	1
JPN	Japan	7.495	1	0
JPN	Japan	7.497	1	0
JPN	Japan	7.499	1	0
JPN	Japan	7.503	1	0
JPN	Japan	7.531	1	0
JPN	Japan	7.533	1	0
JPN	Japan	7.537	1	0
JPN	Japan	7.535	1	0
JPN	Japan	7.529	1	0
JPN	Japan	7.543	1	0
JPN	Japan	7.545	1	0
JPN	Japan	7.487	1	0
JPN	Japan	7.491	1	0
JPN	Japan	7.481	1	0
JPN	Japan	7.511	1	0

State	Name	PQ	Satisfactory	NotApplicable
JPN	Japan	7.513	1	0
JPN	Japan	7.515	1	0
JPN	Japan	7.517	1	0
JPN	Japan	7.521	1	0
JPN	Japan	7.523	1	0
JPN	Japan	7.525	1	0
JPN	Japan	7.539	1	0
JPN	Japan	7.519	1	0
JPN	Japan	7.507	1	0
JPN	Japan	7.493	0	0
JPN	Japan	7.505	0	0
JPN	Japan	7.483	0	1
NRU	Nauru	7.493	0	0
NRU	Nauru	7.495	0	0
NRU	Nauru	7.497	0	0
NRU	Nauru	7.499	0	0
NRU	Nauru	7.503	0	0
NRU	Nauru	7.531	0	0
NRU	Nauru	7.533	0	0
NRU	Nauru	7.537	0	0
NRU	Nauru	7.505	0	0
NRU	Nauru	7.535	0	0
NRU	Nauru	7.529	0	0
NRU	Nauru	7.543	0	0
NRU	Nauru	7.545	0	0
NRU	Nauru	7.487	0	0
NRU	Nauru	7.491	0	0
NRU	Nauru	7.481	0	0
NRU	Nauru	7.483	0	0
NRU	Nauru	7.511	0	0
NRU	Nauru	7.513	0	0
NRU	Nauru	7.515	0	0
NRU	Nauru	7.517	0	0
NRU	Nauru	7.521	0	0
NRU	Nauru	7.523	0	0
NRU	Nauru	7.525	0	0
NRU	Nauru	7.539	0	0
NRU	Nauru	7.519	0	0
NRU	Nauru	7.507	0	0
CHN	China	7.493	1	0
CHN	China	7.495	1	0
CHN	China	7.497	1	0
CHN	China	7.499	1	0
CHN	China	7.503	1	0
CHN	China	7.531	1	0
CHN	China	7.533	1	0
CHN	China	7.537	1	0
CHN	China	7.535	1	0
CHN	China	7.529	1	0
CHN	China	7.543	1	0
CHN	China	7.545	1	0
CHN	China	7.491	1	0
CHN	China	7.481	1	0
CHN	China	7.511	1	0
CHN	China	7.513	1	0
CHN	China	7.515	1	0
CHN	China	7.521	1	0
CHN	China	7.523	1	0
CHN	China	7.525	1	0
CHN	China	7.539	1	0

State	Name	PQ	Satisfactory	NotApplicable
CHN	China	7.507	1	0
CHN	China	7.505	0	0
CHN	China	7.487	0	0
CHN	China	7.517	0	0
CHN	China	7.519	0	0
CHN	China	7.483	0	1
VNM	Viet Nam	7.495	1	0
VNM	Viet Nam	7.493	1	0
VNM	Viet Nam	7.531	1	0
VNM	Viet Nam	7.533	1	0
VNM	Viet Nam	7.505	1	0
VNM	Viet Nam	7.529	1	0
VNM	Viet Nam	7.535	1	0
VNM	Viet Nam	7.543	1	0
VNM	Viet Nam	7.545	1	0
VNM	Viet Nam	7.481	1	0
VNM	Viet Nam	7.511	1	0
VNM	Viet Nam	7.515	1	0
VNM	Viet Nam	7.521	1	0
VNM	Viet Nam	7.523	1	0
VNM	Viet Nam	7.525	1	0
VNM	Viet Nam	7.539	1	0
VNM	Viet Nam	7.491	1	0
VNM	Viet Nam	7.513	1	0
VNM	Viet Nam	7.519	1	0
VNM	Viet Nam	7.497	0	0
VNM	Viet Nam	7.499	0	0
VNM	Viet Nam	7.503	0	0
VNM	Viet Nam	7.537	0	0
VNM	Viet Nam	7.487	0	0
VNM	Viet Nam	7.517	0	0
VNM	Viet Nam	7.507	0	0
VNM	Viet Nam	7.483	0	1
NPL	Nepal	7.493	1	0
NPL	Nepal	7.531	1	0
NPL	Nepal	7.537	1	0
NPL	Nepal	7.535	1	0
NPL	Nepal	7.529	1	0
NPL	Nepal	7.543	1	0
NPL	Nepal	7.481	1	0
NPL	Nepal	7.511	1	0
NPL	Nepal	7.513	1	0
NPL	Nepal	7.515	1	0
NPL	Nepal	7.523	1	0
NPL	Nepal	7.539	1	0
NPL	Nepal	7.525	1	0
NPL	Nepal	7.519	1	0
NPL	Nepal	7.507	1	0
NPL	Nepal	7.495	0	0
NPL	Nepal	7.497	0	0
NPL	Nepal	7.499	0	0
NPL	Nepal	7.503	0	0
NPL	Nepal	7.533	0	0
NPL	Nepal	7.505	0	0
NPL	Nepal	7.545	0	0
NPL	Nepal	7.487	0	0
NPL	Nepal	7.491	0	0
NPL	Nepal	7.517	0	0
NPL	Nepal	7.521	0	0
NPL	Nepal	7.483	0	1

State	Name	PQ	Satisfactory	NotApplicable
IDN	Indonesia	7.503	1	0
IDN	Indonesia	7.493	1	0
IDN	Indonesia	7.495	1	0
IDN	Indonesia	7.497	1	0
IDN	Indonesia	7.531	1	0
IDN	Indonesia	7.533	1	0
IDN	Indonesia	7.537	1	0
IDN	Indonesia	7.535	1	0
IDN	Indonesia	7.529	1	0
IDN	Indonesia	7.543	1	0
IDN	Indonesia	7.545	1	0
IDN	Indonesia	7.481	1	0
IDN	Indonesia	7.511	1	0
IDN	Indonesia	7.515	1	0
IDN	Indonesia	7.521	1	0
IDN	Indonesia	7.539	1	0
IDN	Indonesia	7.491	1	0
IDN	Indonesia	7.523	1	0
IDN	Indonesia	7.513	1	0
IDN	Indonesia	7.525	1	0
IDN	Indonesia	7.519	1	0
IDN	Indonesia	7.499	0	0
IDN	Indonesia	7.505	0	0
IDN	Indonesia	7.517	0	0
IDN	Indonesia	7.487	0	0
IDN	Indonesia	7.507	0	0
IDN	Indonesia	7.483	0	1
BRN	Brunei Darussalam	7.493	1	0
BRN	Brunei Darussalam	7.531	1	0
BRN	Brunei Darussalam	7.533	1	0
BRN	Brunei Darussalam	7.537	1	0
BRN	Brunei Darussalam	7.535	1	0
BRN	Brunei Darussalam	7.529	1	0
BRN	Brunei Darussalam	7.545	1	0
BRN	Brunei Darussalam	7.487	1	0
BRN	Brunei Darussalam	7.491	1	0
BRN	Brunei Darussalam	7.481	1	0
BRN	Brunei Darussalam	7.511	1	0
BRN	Brunei Darussalam	7.515	1	0
BRN	Brunei Darussalam	7.517	1	0
BRN	Brunei Darussalam	7.521	1	0
BRN	Brunei Darussalam	7.523	1	0
BRN	Brunei Darussalam	7.539	1	0
BRN	Brunei Darussalam	7.519	1	0
BRN	Brunei Darussalam	7.495	0	0
BRN	Brunei Darussalam	7.497	0	0
BRN	Brunei Darussalam	7.499	0	0
BRN	Brunei Darussalam	7.503	0	0
BRN	Brunei Darussalam	7.505	0	0
BRN	Brunei Darussalam	7.543	0	0
BRN	Brunei Darussalam	7.525	0	0
BRN	Brunei Darussalam	7.507	0	0
BRN	Brunei Darussalam	7.483	0	1
BRN	Brunei Darussalam	7.513	0	1
NZL	New Zealand	7.531	1	0
NZL	New Zealand	7.533	1	0
NZL	New Zealand	7.537	1	0
NZL	New Zealand	7.535	1	0
NZL	New Zealand	7.529	1	0
NZL	New Zealand	7.543	1	0

State	Name	PQ	Satisfactory	NotApplicable
NZL	New Zealand	7.545	1	0
NZL	New Zealand	7.487	1	0
NZL	New Zealand	7.481	1	0
NZL	New Zealand	7.511	1	0
NZL	New Zealand	7.513	1	0
NZL	New Zealand	7.515	1	0
NZL	New Zealand	7.521	1	0
NZL	New Zealand	7.525	1	0
NZL	New Zealand	7.539	1	0
NZL	New Zealand	7.519	1	0
NZL	New Zealand	7.493	0	0
NZL	New Zealand	7.495	0	0
NZL	New Zealand	7.497	0	0
NZL	New Zealand	7.499	0	0
NZL	New Zealand	7.503	0	0
NZL	New Zealand	7.505	0	0
NZL	New Zealand	7.491	0	0
NZL	New Zealand	7.517	0	0
NZL	New Zealand	7.523	0	0
NZL	New Zealand	7.507	0	0
NZL	New Zealand	7.483	0	1
KHM	Cambodia	7.493	1	0
KHM	Cambodia	7.481	1	0
KHM	Cambodia	7.521	1	0
KHM	Cambodia	7.487	1	0
KHM	Cambodia	7.491	1	0
KHM	Cambodia	7.525	1	0
KHM	Cambodia	7.495	0	0
KHM	Cambodia	7.497	0	0
KHM	Cambodia	7.499	0	0
KHM	Cambodia	7.503	0	0
KHM	Cambodia	7.531	0	0
KHM	Cambodia	7.533	0	0
KHM	Cambodia	7.537	0	0
KHM	Cambodia	7.505	0	0
KHM	Cambodia	7.535	0	0
KHM	Cambodia	7.529	0	0
KHM	Cambodia	7.543	0	0
KHM	Cambodia	7.545	0	0
KHM	Cambodia	7.511	0	0
KHM	Cambodia	7.513	0	0
KHM	Cambodia	7.515	0	0
KHM	Cambodia	7.523	0	0
KHM	Cambodia	7.517	0	0
KHM	Cambodia	7.539	0	0
KHM	Cambodia	7.519	0	0
KHM	Cambodia	7.507	0	0
KHM	Cambodia	7.483	0	1
IND	India	7.503	1	0
IND	India	7.493	1	0
IND	India	7.537	1	0
IND	India	7.533	1	0
IND	India	7.505	1	0
IND	India	7.529	1	0
IND	India	7.535	1	0
IND	India	7.543	1	0
IND	India	7.545	1	0
IND	India	7.481	1	0
IND	India	7.511	1	0
IND	India	7.513	1	0

State	Name	PQ	Satisfactory	NotApplicable
IND	India	7.515	1	0
IND	India	7.521	1	0
IND	India	7.523	1	0
IND	India	7.525	1	0
IND	India	7.487	1	0
IND	India	7.491	1	0
IND	India	7.539	1	0
IND	India	7.519	1	0
IND	India	7.495	0	0
IND	India	7.497	0	0
IND	India	7.499	0	0
IND	India	7.531	0	0
IND	India	7.517	0	0
IND	India	7.507	0	0
IND	India	7.483	0	1
AUS	Australia	7.493	1	0
AUS	Australia	7.495	1	0
AUS	Australia	7.497	1	0
AUS	Australia	7.499	1	0
AUS	Australia	7.503	1	0
AUS	Australia	7.531	1	0
AUS	Australia	7.533	1	0
AUS	Australia	7.537	1	0
AUS	Australia	7.535	1	0
AUS	Australia	7.529	1	0
AUS	Australia	7.543	1	0
AUS	Australia	7.545	1	0
AUS	Australia	7.505	1	0
AUS	Australia	7.487	1	0
AUS	Australia	7.491	1	0
AUS	Australia	7.481	1	0
AUS	Australia	7.511	1	0
AUS	Australia	7.513	1	0
AUS	Australia	7.515	1	0
AUS	Australia	7.521	1	0
AUS	Australia	7.523	1	0
AUS	Australia	7.525	1	0
AUS	Australia	7.539	1	0
AUS	Australia	7.517	1	0
AUS	Australia	7.519	1	0
AUS	Australia	7.507	1	0
AUS	Australia	7.483	0	1
LKA	Sri Lanka	7.493	1	0
LKA	Sri Lanka	7.495	1	0
LKA	Sri Lanka	7.497	1	0
LKA	Sri Lanka	7.531	1	0
LKA	Sri Lanka	7.533	1	0
LKA	Sri Lanka	7.537	1	0
LKA	Sri Lanka	7.535	1	0
LKA	Sri Lanka	7.529	1	0
LKA	Sri Lanka	7.545	1	0
LKA	Sri Lanka	7.487	1	0
LKA	Sri Lanka	7.491	1	0
LKA	Sri Lanka	7.481	1	0
LKA	Sri Lanka	7.513	1	0
LKA	Sri Lanka	7.521	1	0
LKA	Sri Lanka	7.525	1	0
LKA	Sri Lanka	7.517	1	0
LKA	Sri Lanka	7.519	1	0
LKA	Sri Lanka	7.507	1	0

State	Name	PQ	Satisfactory	NotApplicable
LKA	Sri Lanka	7.499	0	0
LKA	Sri Lanka	7.503	0	0
LKA	Sri Lanka	7.543	0	0
LKA	Sri Lanka	7.505	0	0
LKA	Sri Lanka	7.511	0	0
LKA	Sri Lanka	7.515	0	0
LKA	Sri Lanka	7.523	0	0
LKA	Sri Lanka	7.539	0	0
LKA	Sri Lanka	7.483	0	1
VUT	Vanuatu	7.493	1	0
VUT	Vanuatu	7.495	1	0
VUT	Vanuatu	7.497	1	0
VUT	Vanuatu	7.499	1	0
VUT	Vanuatu	7.503	1	0
VUT	Vanuatu	7.531	1	0
VUT	Vanuatu	7.533	1	0
VUT	Vanuatu	7.537	1	0
VUT	Vanuatu	7.535	1	0
VUT	Vanuatu	7.529	1	0
VUT	Vanuatu	7.543	1	0
VUT	Vanuatu	7.487	1	0
VUT	Vanuatu	7.491	1	0
VUT	Vanuatu	7.481	1	0
VUT	Vanuatu	7.483	1	0
VUT	Vanuatu	7.513	1	0
VUT	Vanuatu	7.515	1	0
VUT	Vanuatu	7.521	1	0
VUT	Vanuatu	7.523	1	0
VUT	Vanuatu	7.525	1	0
VUT	Vanuatu	7.539	1	0
VUT	Vanuatu	7.519	1	0
VUT	Vanuatu	7.507	1	0
VUT	Vanuatu	7.505	0	0
VUT	Vanuatu	7.545	0	0
VUT	Vanuatu	7.517	0	0
VUT	Vanuatu	7.511	0	1
SLB	Solomon Islands	7.531	1	0
SLB	Solomon Islands	7.537	1	0
SLB	Solomon Islands	7.535	1	0
SLB	Solomon Islands	7.481	1	0
SLB	Solomon Islands	7.513	1	0
SLB	Solomon Islands	7.525	1	0
SLB	Solomon Islands	7.493	0	0
SLB	Solomon Islands	7.495	0	0
SLB	Solomon Islands	7.497	0	0
SLB	Solomon Islands	7.499	0	0
SLB	Solomon Islands	7.503	0	0
SLB	Solomon Islands	7.533	0	0
SLB	Solomon Islands	7.505	0	0
SLB	Solomon Islands	7.529	0	0
SLB	Solomon Islands	7.543	0	0
SLB	Solomon Islands	7.545	0	0
SLB	Solomon Islands	7.487	0	0
SLB	Solomon Islands	7.491	0	0
SLB	Solomon Islands	7.511	0	0
SLB	Solomon Islands	7.515	0	0
SLB	Solomon Islands	7.517	0	0
SLB	Solomon Islands	7.521	0	0
SLB	Solomon Islands	7.523	0	0
SLB	Solomon Islands	7.539	0	0

State	Name	PQ	Satisfactory	NotApplicable
SLB	Solomon Islands	7.519	0	0
SLB	Solomon Islands	7.507	0	0
SLB	Solomon Islands	7.483	0	1
TON	Tonga	7.483	1	0
TON	Tonga	7.491	1	0
TON	Tonga	7.495	0	0
TON	Tonga	7.497	0	0
TON	Tonga	7.499	0	0
TON	Tonga	7.503	0	0
TON	Tonga	7.493	0	0
TON	Tonga	7.537	0	0
TON	Tonga	7.531	0	0
TON	Tonga	7.533	0	0
TON	Tonga	7.505	0	0
TON	Tonga	7.529	0	0
TON	Tonga	7.535	0	0
TON	Tonga	7.543	0	0
TON	Tonga	7.545	0	0
TON	Tonga	7.487	0	0
TON	Tonga	7.481	0	0
TON	Tonga	7.511	0	0
TON	Tonga	7.515	0	0
TON	Tonga	7.517	0	0
TON	Tonga	7.523	0	0
TON	Tonga	7.539	0	0
TON	Tonga	7.525	0	0
TON	Tonga	7.519	0	0
TON	Tonga	7.507	0	0
TON	Tonga	7.513	0	1
TON	Tonga	7.521	0	1
FJI	Fiji	7.499	1	0
FJI	Fiji	7.503	1	0
FJI	Fiji	7.493	1	0
FJI	Fiji	7.531	1	0
FJI	Fiji	7.537	1	0
FJI	Fiji	7.535	1	0
FJI	Fiji	7.529	1	0
FJI	Fiji	7.543	1	0
FJI	Fiji	7.487	1	0
FJI	Fiji	7.491	1	0
FJI	Fiji	7.481	1	0
FJI	Fiji	7.511	1	0
FJI	Fiji	7.513	1	0
FJI	Fiji	7.515	1	0
FJI	Fiji	7.521	1	0
FJI	Fiji	7.523	1	0
FJI	Fiji	7.525	1	0
FJI	Fiji	7.539	1	0
FJI	Fiji	7.519	1	0
FJI	Fiji	7.507	1	0
FJI	Fiji	7.495	0	0
FJI	Fiji	7.497	0	0
FJI	Fiji	7.533	0	0
FJI	Fiji	7.505	0	0
FJI	Fiji	7.545	0	0
FJI	Fiji	7.517	0	0
FJI	Fiji	7.483	0	1

SAR AGREEMENTS LIST

Updated: 09 August 2019

DATE	STATES	REMARKS
14 April 1972	ASEAN States – Indonesia, Malaysia, Philippines, Singapore and Thailand	Multilateral agreement
March 1997	ASEAN – Viet Nam	Viet Nam accession to 1972 ASEAN Agreement (as above)
August/Sept. 2004	Australia/Fiji	
November 1990	Australia / Indonesia	Updated 5 April 2004
April 2006	Australia / Maldives	Letter of Arrangement
2 April 2009	Australia / New Zealand	Notified 2013
February 2001	Australia / Papua New Guinea	
29 July 1999	Australia / New Caledonia	Maritime Arrangement for SAR Cooperation
8 October 1998	Australia / Solomon Islands	SAR Arrangement
29 April 2014	Australia/Sri Lanka	SAR Arrangement
16 December 1998	Brunei Darussalam / Malaysia	
22 December 2009	Bhutan / India	SAR Arrangement
February 1999	Cambodia / Viet Nam	Updated in 2009
11 September 2019	China/Kazakhstan	
1 June 2009	Chile / New Zealand	SAR services coordination
16 May 2007	China / Republic of Korea	
notified 2003	China / United States	
Signed 25 Oct 2013	China/Mongolia	
20 July 2017	Cook Islands / New Zealand	Notified 3 August 2017
notified July 2007	French Polynesia (Tahiti) / New Zealand	
notified January 2013	French Polynesia (Tahiti) / United States	Draft agreement being considered by FP authorities
Notified September 2016	French Polynesia (Tahiti)/Cook Islands	Cook Islands covered by agreement with New Zealand.
June 1982	Indonesia / Singapore	
1990	Indonesia / Papua New Guinea	JBC MOU signed
25 August 1986	Indonesia / Philippines	
24 January 2018	Indonesia/Sri Lanka	MOU
1988, July 2006	Indonesia / United States	SAR Services Agreement
17 March 2010	Japan/Philippines	SAR Agreement
30 April 2008	Japan / Republic of Korea	
1986	Japan / United States	
1998	Lao PDR / Vietnam	Updated in 2009
05 March 2013	Lao PDR/Myanmar	
13 July 2019	Lao PDR/Thailand	
29 August 1985	Malaysia / Indonesia	
9 December 1985	Malaysia / Philippines	
11 August 1984	Malaysia / Singapore	
9 September 1985	Malaysia / Thailand	
25 June 2014	Maldives/Sri Lanka	
notified 2003	Marshall Islands / United States	

DATE	STATES	REMARKS
notified 2003	Micronesia / United States	
11 April 2008	Mongolia/Russian Federation	
22 May 2002	New Caledonia / New Zealand	
notified July 2007	New Zealand/Niue	Government aid agreement
20 August 2003	New Zealand / Samoa	Notified 2005
Notified July 2007	New Zealand/Tokelau	Government aid agreement
17 June 2005	New Zealand / Tonga	
16 April 2003	New Zealand / United States	
26 November 2002	Palau / United States	
July 1996	Philippines / Singapore	
20 September 1996	Philippines / Viet Nam	Updated 2015
September 1985	Singapore / Thailand	Updated July 1996
July 1996	Singapore / Viet Nam	

REGIONAL SAR PLAN MONITORING AND REPORTING FORM

SAR PERFORMANCE INDICATORS

Following is a bank of indicators based on the Asia/Pacific Plan's performance improvement section (which should be read in conjunction with these questions), that can be used to assess whether an administration is either compliant or not and to internally evaluate their implementation status of the Asia/Pacific SAR Plan. Using the drop down menu for each of the 41 elements, please indicate implementation status with either 0 (not implemented), or 0.5 (50% implemented - note - other partial implementation may be indicated such as 0.1 = 10%) or 1 (fully implemented).

		Afghanistan	Australia	Bangladesh	Bhutan	Brunei	Cambodia	China	Hong Kong, China	Macao, China	Cook Islands	DPRK	Fiji
Indicate whether your Administration has:													
1	Enacted legislation that incorporates or is aligned to applicable international Conventions		1.0	1.0	0.5		1.0	1.0	1.0	0.5			0.8
2	Unless delegated, established an entity that provides H24, SAR services within its area of responsibility/SRR		1.0	1.0	0.5		0.5	1.0	1.0	1.0			1.0
3	Established a national SAR committee		1.0	0.0	0.0		1.0	1.0	1.0	1.0			1.0
4	Empowered SAR Mission Coordinators with the authority to adequately carry out their responsibilities		1.0	1.0	0.0		0.5	1.0	1.0	1.0			1.0
5	Established an Administrative Single Point of Contact for SAR (ASPOCS) for non-urgent, administrative matters		1.0	1.0	1.0		1.0	1.0	1.0	0.5			1.0
6	Conducted studies to integrate aviation and maritime SAR, and as far as practicable, civil and military activities		1.0	1.0	1.0		1.0	0.8	1.0	0.5			1.0
7	Conducted studies to align, as far as practicable, aeronautical and maritime SRRs, and SRRs and FIRs		1.0	1.0	1.0		0.5	1.0	1.0	0.5			1.0
8	Established a single State SAR Plan		1.0	1.0	0.5		1.0	1.0	1.0	1.0			1.0
9	Established aerodrome emergency plans that provide for co-operation and co-ordination with RCCs		1.0	1.0	0.0		1.0	1.0	1.0	1.0			1.0
10	Established SAR agreements with States having adjoining SRRs or FIRs		1.0	0.0	0.5		1.0	0.5	0.5	1.0			0.7
11	Provided up to date cross-border information on SAR capability to adjoining States		0.7	1.0	0.0		1.0	0.5	1.0	1.0			0.8
12	Pre-arranged procedures for cross-border SAR responses		1.0	0.0	0.0		1.0	0.6	0.0	1.0			1.0
13	Established RCC plans for response to Mass Rescue Operations (MROs) integrated with national disaster plans		0.7	0.5	0.0		1.0	1.0	1.0	1.0			1.0
14	Established operational plans and procedures for SRUs, provision of support, communication and reporting		1.0	1.0	0.5		1.0	1.0	1.0	1.0			1.0
15	Established SAR Alerting procedures which are tested, integrated and include civil/military protocols		1.0	0.5	0.5		1.0	1.0	1.0	1.0			1.0
16	Provided a fully equipped RCC of sufficient size with adequate provision for operational positions and human factors		1.0	1.0	0.5		0.5	1.0	1.0	1.0			1.0
17	Provided adequate supervisory ATC resources to allow timely SAR alerts and information to RCCs		1.0	1.0	1.0		1.0	1.0	1.0	1.0			1.0
18	Provided sufficient RCC staffing		1.0	1.0	0.5		0.5	1.0	1.0	1.0			1.0
19	Provided a sufficient number of trained specialist RCC officers including SMCs and A/SMCs		1.0	0.1	0.0		0.5	0.8	1.0	1.0			1.0
20	Availability of a pool of RCC support staff who are familiar with RCC operations, but not trained as coordinators		1.0	0.5	1.0		1.0	1.0	1.0	1.0			1.0
21	Developed SAR personnel position descriptions detailing responsibilities and eligibility criteria		1.0	1.0	0.5		0.5	1.0	1.0	1.0			1.0
22	Developed a comprehensive training programme that includes SAR training for SAR Coordinators and SRU staff		1.0	1.0	0.0		0.5	0.8	1.0	1.0			1.0
23	Facilitated RCC staff to be proficient in the English language		1.0	1.0	1.0		0.5	0.8	1.0	1.0			1.0
24	Facilitated a programme of regular liaison visits between relevant RCCs, ATC units and airline operating centres		0.9	0.5	0.5		0.5	0.5	1.0	1.0			0.7
25	Established additional oceanic SAR capability as far as practicable to ensure a timely and adequate SAR response		1.0	1.0	1.0		0.5	0.6	1.0	1.0			1.0
26	Established sufficient SRU capabilities (crews, availability, military assets, communications, authority, etc.)		1.0	1.0	0.0		1.0	0.8	1.0	1.0			1.0
27	Established procedures and necessary infrastructure to coordinate distress beacon alert responses		1.0	0.5	0.0		1.0	1.0	1.0	1.0			1.0
28	Established a reliable distress beacon registration system		1.0	1.0	0.0		0.5	0.6	1.0	1.0			1.0
29	Planned and prepared for the implementation of next generation beacons		1.0	1.0	0.0		0.5	1.0	0.5	0.5			0.2
30	Established an appropriate nationwide means of disposal for old distress beacons		0.8	1.0	0.0		1.0	0.5	1.0	0.0			0.5
31	Established contingency facilities, or procedures for the temporary delegation of SAR to another body or State		1.0	0.0	0.0		1.0	1.0	1.0	1.0			1.0
32	Established a centralised information source publishing all AIP information required on SAR		0.9	1.0	1.0		0.5	1.0	1.0	0.5			1.0
33	Established an Internet-based SAR information sharing system		1.0	0.0	0.0		1.0	0.2	1.0	0.5			1.0
34	Established systems for the maximum practicable cooperation between State entities for information when required		1.0	0.0	0.0		1.0	1.0	1.0	1.0			1.0
35	Developed and maintained a current, comprehensive electronic list of State SAR Facilities, SAR Equipment, and SRUs		1.0	0.0	0.0		0.5	0.6	0.0	1.0			1.0
36	Established an Internet-based SAR Library, or cooperate by contributing to an Internet-based Asia/Pacific resource		1.0	0.0	0.0		0.5	0.6	1.0	0.0			0.5
37	Provided each RCC and SAR Authority with ready access to a current copy of SAR reference documents		1.0	1.0	0.3		0.5	0.6	1.0	1.0			1.0
38	Conducted regular SAREX to test and evaluate coordination procedures, data and information sharing and SAR responses		1.0	0.5	0.0		0.5	0.6	1.0	1.0			1.0
39	Implemented SAR System Improvement and Assessment measures, including Safety Management and QA systems		0.9	0.0	0.0		1.0	0.6	1.0	1.0			1.0
40	Conducted an annual or more frequent analysis of their current State SAR system to identify specific gaps in capability		1.0	0.5	0.5		0.5	0.8	1.0	1.0			1.0
41	Conducted SAR promotional programs		1.0	0.0	0.0		0.5	0.8	1.0	0.5			1.0
Total (of 41)		0.0	39.9	26.6	13.8	0.0	31.0	33.6	38.0	35.0	0.0	0.0	38.2
			%	%	%	%	%	%	%	%	%	%	%
		0%	97%	65%	34%	0%	76%	82%	93%	85%	0%	0%	93%

*2020 Update - Higher than previous year

*2020 Update - Less than previous year

*2020 Update - No Change

REGIONAL SAR PLAN MONITORING AND REPORTING FORM

SAR PERFORMANCE INDICATORS

Following is a bank of indicators based on the Asia/Pacific Plan's performance improvement section (which should be read in conjunction with these questions), that can be used to assess whether an administration is either compliant or not and to internally evaluate their implementation status of the Asia/Pacific SAR Plan. Using the drop down menu for each of the 41 elements, please indicate implementation status with either 0 (not implemented), or 0.5 (50% implemented - note - other partial implementation may be indicated such as 0.1 = 10%) or 1 (fully implemented).

		French Polynesia	India	Indonesia	Japan	Kiribati	Lao PDR	Malaysia	Maldives	Marshall Islands	Micronesia	Mongolia	Myanmar
Indicate whether your Administration has:													
1	Enacted legislation that incorporates or is aligned to applicable international Conventions		1.0	1.0	1.0		1.0	1	1	0	0	1.0	1.0
2	Unless delegated, established an entity that provides H24, SAR services within its area of responsibility/SRR		1.0	1.0	1.0		1.0	1	1	1	1	1.0	1.0
3	Established a national SAR committee		1.0	1.0	1.0		1.0	1	1	0	0	1.0	1.0
4	Empowered SAR Mission Coordinators with the authority to adequately carry out their responsibilities		1.0	1.0	1.0		1.0	1	0.5	0	0	1.0	1.0
5	Established an Administrative Single Point of Contact for SAR (ASPOCS) for non-urgent, administrative matters		1.0	1.0	1.0		1.0	1	0	0	0	1.0	1.0
6	Conducted studies to integrate aviation and maritime SAR, and as far as practicable, civil and military activities		1.0	1.0	1.0		0.5	1	1	0	0	1.0	1.0
7	Conducted studies to align, as far as practicable, aeronautical and maritime SRRs, and SRRs and FIRs		1.0	1.0	1.0		0.5	0	0.5	0	0	0.0	1.0
8	Established a single State SAR Plan		1.0	1.0	0.5		1.0	1	1	0	0	1.0	0.5
9	Established aerodrome emergency plans that provide for co-operation and co-ordination with RCCs		1.0	1.0	1.0		0.5	1	0	0	0	1.0	0.5
10	Established SAR agreements with States having adjoining SRRs or FIRs		0.5	0.9	0.5		0.5	0.5	0.5	1	1	1.0	0.5
11	Provided up to date cross-border information on SAR capability to adjoining States		0.5	1.0	0.5		0.5	0.5	0.5	1	1	0.5	0.0
12	Pre-arranged procedures for cross-border SAR responses		0.5	1.0	0.5		0.5	0.5	0.5	1	1	1.0	1.0
13	Established RCC plans for response to Mass Rescue Operations (MROs) integrated with national disaster plans		0.5	1.0	1.0		0.0	1	1	0	0	0.5	0.5
14	Established operational plans and procedures for SRUs, provision of support, communication and reporting		1.0	1.0	1.0		1.0	1	1	0	0	1.0	1.0
15	Established SAR Alerting procedures which are tested, integrated and include civil/military protocols		1.0	1.0	1.0		0.5	1	1	0	0	1.0	0.5
16	Provided a fully equipped RCC of sufficient size with adequate provision for operational positions and human factors		1.0	1.0	1.0		1.0	1	1	0	0	1.0	1.0
17	Provided adequate supervisory ATC resources to allow timely SAR alerts and information to RCCs		1.0	1.0	1.0		1.0	1	1	0	0	1.0	1.0
18	Provided sufficient RCC staffing		1.0	1.0	1.0		1.0	1	1	0	0	1.0	1.0
19	Provided a sufficient number of trained specialist RCC officers including SMCs and A/SMCs		1.0	1.0	1.0		0.5	1	1	0	0	1.0	1.0
20	Availability of a pool of RCC support staff who are familiar with RCC operations, but not trained as coordinators		1.0	1.0	1.0		0.5	1	1	0	0	0.5	1.0
21	Developed SAR personnel position descriptions detailing responsibilities and eligibility criteria		1.0	1.0	1.0		0.5	1	1	0	0	1.0	0.5
22	Developed a comprehensive training programme that includes SAR training for SAR Coordinators and SRU staff		1.0	1.0	0.5		0.5	1	0.5	0	0	1.0	1.0
23	Facilitated RCC staff to be proficient in the English language		1.0	1.0	1.0		1.0	1	1	1	1	0.5	1.0
24	Facilitated a programme of regular liaison visits between relevant RCCs, ATC units and airline operating centres		1.0	1.0	1.0		0.5	0.5	0	0	0	0.5	1.0
25	Established additional oceanic SAR capability as far as practicable to ensure a timely and adequate SAR response		1.0	1.0	1.0		1.0	0.5	1	1	1	0.0	1.0
26	Established sufficient SRU capabilities (crews, availability, military assets, communications, authority, etc.)		1.0	1.0	1.0		0.5	1	1	0	0	1.0	1.0
27	Established procedures and necessary infrastructure to coordinate distress beacon alert responses		1.0	1.0	1.0		1.0	1	1	1	1	1.0	1.0
28	Established a reliable distress beacon registration system		1.0	1.0	1.0		1.0	1	0.5	0	0	1.0	0.5
29	Planned and prepared for the implementation of next generation beacons		0.5	1.0	1.0		0.5	0	0	0	0	0.5	0.0
30	Established an appropriate nationwide means of disposal for old distress beacons		1.0	0.2	1.0		1.0	0	0	0	0	0.0	0.0
31	Established contingency facilities, or procedures for the temporary delegation of SAR to another body or State		0.0	1.0	1.0		0.0	1	1	0	0	0.0	0.0
32	Established a centralised information source publishing all AIP information required on SAR		1.0	1.0	1.0		1.0	1	1	0	0	1.0	1.0
33	Established an Internet-based SAR information sharing system		0.5	1.0	0.5		0.0	0	0	0	0	1.0	0.0
34	Established systems for the maximum practicable cooperation between State entities for information when required		1.0	1.0	1.0		0.0	0.5	0.5	0	0	1.0	0.5
35	Developed and maintained a current, comprehensive electronic list of State SAR Facilities, SAR Equipment, and SRUs		1.0	1.0	1.0		0.0	0.5	1	0	0	0.0	0.5
36	Established an Internet-based SAR Library, or cooperate by contributing to an Internet-based Asia/Pacific resource		1.0	0.5	0.5		0.0	0	0	0	0	0.0	0.0
37	Provided each RCC and SAR Authority with ready access to a current copy of SAR reference documents		1.0	1.0	1.0		0.5	1	1	0	0	0.5	0.0
38	Conducted regular SAREX to test and evaluate coordination procedures, data and information sharing and SAR responses		1.0	1.0	0.5		0.0	1	1	0	0	1.0	1.0
39	Implemented SAR System Improvement and Assessment measures, including Safety Management and QA systems		1.0	0.5	1.0		0.0	1	0	0	0	0.5	0.0
40	Conducted an annual or more frequent analysis of their current State SAR system to identify specific gaps in capability		1.0	1.0	1.0		0.0	0.5	1	0	0	1.0	0.5
41	Conducted SAR promotional programs		1.0	1.0	1.0		0.0	1	1	0	0	0.0	0.5
Total (of 41)			37.0	39.1	37.0	0.0	23.5	32.0	29	7.0	7.0	30.0	27.5
			90%	95%	90%	0%	57%	78%	71%	17%	17%	73%	67%

*2020 Update - Higher than previous year

*2020 Update - Less than previous year

*2020 Update - No Change

REGIONAL SAR PLAN MONITORING AND REPORTING FORM

SAR PERFORMANCE INDICATORS

Following is a bank of indicators based on the Asia/Pacific Plan's performance improvement section (which should be read in conjunction with these questions), that can be used to assess whether an administration is either compliant or not and to internally evaluate their implementation status of the Asia/Pacific SAR Plan. Using the drop down menu for each of the 41 elements, please indicate implementation status with either 0 (not implemented), or 0.5 (50% implemented - note - other partial implementation may be indicated such as 0.1 = 10%) or 1 (fully implemented).

		Nauru	Nepal	New Caledonia	New Zealand	Pakistan	Palau	Papua New Guinea	Philippines	Republic of Korea	Samoa	Singapore	Solomon Islands	
Indicate whether your Administration has:														
1	Enacted legislation that incorporates or is aligned to applicable international Conventions		0.7	1.0	1.0	1.0	0	0.0	1.0	1.0		1.0		
2	Unless delegated, established an entity that provides H24, SAR services within its area of responsibility/SRR		0.5	1.0	1.0	1.0	1	1.0	1.0	1.0		1.0		
3	Established a national SAR committee		1.0	1.0	1.0	1.0	0	0.0	0.8	1.0		1.0		
4	Empowered SAR Mission Coordinators with the authority to adequately carry out their responsibilities		0.5	1.0	1.0	1.0	0	1.0	0.5	1.0		1.0		
5	Established an Administrative Single Point of Contact for SAR (ASPOCS) for non-urgent, administrative matters		1.0	1.0	1.0	1.0	0	1.0	1.0	1.0		1.0		
6	Conducted studies to integrate aviation and maritime SAR, and as far as practicable, civil and military activities		1.0	1.0	1.0	1.0	0	0.0	0.8	0.5		1.0		
7	Conducted studies to align, as far as practicable, aeronautical and maritime SRRs, and SRRs and FIRs		0.5	1.0	1.0	1.0	0	0.0	0.0	0.5		1.0		
8	Established a single State SAR Plan		0.2	1.0	1.0	1.0	0	0.0	1.0	0.5		1.0		
9	Established aerodrome emergency plans that provide for co-operation and co-ordination with RCCs		0.5	1.0	1.0	1.0	0	0.5	0.0	1.0		1.0		
10	Established SAR agreements with States having adjoining SRRS or FIRs		0.0	0.5	0.9	0.0	1	0.0	0.8	1.0		1.0		
11	Provided up to date cross-border information on SAR capability to adjoining States		0.5	0.0	1.0	0.0	1	0.0	1.0	1.0		1.0		
12	Pre-arranged procedures for cross-border SAR responses		0.0	0.0	1.0	0.0	1	0.0	0.8	1.0		1.0		
13	Established RCC plans for response to Mass Rescue Operations (MROs) integrated with national disaster plans		0.5	0.0	1.0	1.0	0	0.5	1.0	1.0		1.0		
14	Established operational plans and procedures for SRUs, provision of support, communication and reporting		0.5	0.0	0.9	1.0	0	0.0	1.0	0.5		1.0		
15	Established SAR Alerting procedures which are tested, integrated and include civil/military protocols		0.8	1.0	1.0	1.0	0	0.5	0.5	1.0		1.0		
16	Provided a fully equipped RCC of sufficient size with adequate provision for operational positions and human factors		0.7	1.0	1.0	1.0	0	1.0	0.7	1.0		1.0		
17	Provided adequate supervisory ATC resources to allow timely SAR alerts and information to RCCs		1.0	1.0	1.0	1.0	0	1.0	0.7	1.0		1.0		
18	Provided sufficient RCC staffing		0.5	1.0	1.0	0.5	0	1.0	0.7	1.0		1.0		
19	Provided a sufficient number of trained specialist RCC officers including SMCs and A/SMCs		0.3	0.5	1.0	0.5	0	1.0	1.0	1.0		1.0		
20	Availability of a pool of RCC support staff who are familiar with RCC operations, but not trained as coordinators		0.5	0.5	1.0	1.0	0	0.5	1.0	1.0		1.0		
21	Developed SAR personnel position descriptions detailing responsibilities and eligibility criteria		0.4	0.5	1.0	1.0	0	0.5	1.0	1.0		1.0		
22	Developed a comprehensive training programme that includes SAR training for SAR Coordinators and SRU staff		0.7	0.5	1.0	0.5	0	0.0	0.5	1.0		1.0		
23	Facilitated RCC staff to be proficient in the English language		0.0	1.0	1.0	1.0	1	0.5	1.0	1.0		1.0		
24	Facilitated a programme of regular liaison visits between relevant RCCs, ATC units and airline operating centres		0.5	0.0	0.8	1.0	0	0.0	0.5	0.5		1.0		
25	Established additional oceanic SAR capability as far as practicable to ensure a timely and adequate SAR response		1.0	0.0	1.0	1.0	1	0.0	0.3	1.0		1.0		
26	Established sufficient SRU capabilities (crews, availability, military assets, communications, authority, etc.)		0.5	1.0	1.0	1.0	0	0.0	1.0	1.0		1.0		
27	Established procedures and necessary infrastructure to coordinate distress beacon alert responses		0.7	1.0	1.0	1.0	1	0.5	1.0	1.0		1.0		
28	Established a reliable distress beacon registration system		1.0	1.0	1.0	1.0	0	1.0	1.0	1.0		1.0		
29	Planned and prepared for the implementation of next generation beacons		0.4	0.0	1.0	0.5	0	0.0	0.3	1.0		1.0		
30	Established an appropriate nationwide means of disposal for old distress beacons		1.0	0.0	1.0	0.5	0	0.0	0.3	0.0		1.0		
31	Established contingency facilities, or procedures for the temporary delegation of SAR to another body or State		0.0	0.0	0.50	1.0	0	0.0	0.3	0.0		1.0		
32	Established a centralised information source publishing all AIP information required on SAR		1.0	0.0	1.0	1.0	0	0.0	1.0	1.0		1.0		
33	Established an Internet-based SAR information sharing system		0.6	0.0	0.9	0.5	0	0.0	1.0	0.5		1.0		
34	Established systems for the maximum practicable cooperation between State entities for information when required		0.5	0.0	1.0	1.0	0	0.0	1.0	1.0		1.0		
35	Developed and maintained a current, comprehensive electronic list of State SAR Facilities, SAR Equipment, and SRUs		0.8	0.0	0.9	0.5	0	0.0	1.0	1.0		1.0		
36	Established an Internet-based SAR Library, or cooperate by contributing to an Internet-based Asia/Pacific resource		0.3	0.0	1.0	1.0	0	0.0	0.5	0.5		1.0		
37	Provided each RCC and SAR Authority with ready access to a current copy of SAR reference documents		0.5	0.0	1.0	1.0	0	1.0	1.0	1.0		1.0		
38	Conducted regular SAREX to test and evaluate coordination procedures, data and information sharing and SAR responses		0.7	0.5	0.8	1.0	0	0.0	0.3	1.0		1.0		
39	Implemented SAR System Improvement and Assessment measures, including Safety Management and QA systems		0.5	1.0	0.75	1.0	0	0.0	0.5	0.5		1.0		
40	Conducted an annual or more frequent analysis of their current State SAR system to identify specific gaps in capability		0.3	1.0	1.0	1.0	0	0.0	0.0	0.5		1.0		
41	Conducted SAR promotional programs		0.5	0.0	0.75	1.0	0	0.0	1.0	1.0		1.0		
Total (of 41)			23.1	22.0	39.2	34.5	7.0	12.5	29.8	34.5	0.0	41.0	0.0	
		%	0%	56%	54%	96%	84%	17%	30%	73%	84%	0%	100%	0%

*2020 Update - Higher than previous year

*2020 Update - Less than previous year

*2020 Update - No Change

REGIONAL SAR PLAN MONITORING AND REPORTING FORM

SAR PERFORMANCE INDICATORS

Following is a bank of indicators based on the Asia/Pacific Plan's performance improvement section (which should be read in conjunction with these questions), that can be used to assess whether an administration is either compliant or not and to internally evaluate their implementation status of the Asia/Pacific SAR Plan. Using the drop down menu for each of the 41 elements, please indicate implementation status with either 0 (not implemented), or 0.5 (50% implemented - note - other partial implementation may be indicated such as 0.1 = 10%) or 1 (fully implemented).

		Sri Lanka	Timor Leste	Tonga	Thailand	Tuvalu	United States	Vanuatu	Viet nam
Indicate whether your Administration has:									
1	Enacted legislation that incorporates or is aligned to applicable international Conventions	1.0		1.0	1.0		1.0		1.0
2	Unless delegated, established an entity that provides H24, SAR services within its area of responsibility/SRR	1.0		1.0	1.0		1.0		1.0
3	Established a national SAR committee	1.0		1.0	1.0		1.0		1.0
4	Empowered SAR Mission Coordinators with the authority to adequately carry out their responsibilities	1.0		1.0	0.5		1.0		1.0
5	Established an Administrative Single Point of Contact for SAR (ASPOCS) for non-urgent, administrative matters	1.0		1.0	1.0		1.0		1.0
6	Conducted studies to integrate aviation and maritime SAR, and as far as practicable, civil and military activities	1.0		0.5	1.0		1.0		1.0
7	Conducted studies to align, as far as practicable, aeronautical and maritime SRRs, and SRRs and FIRs	0.8		0.5	1.0		1.0		1.0
8	Established a single State SAR Plan	0.5		1.0	1.0		1.0		1.0
9	Established aerodrome emergency plans that provide for co-operation and co-ordination with RCCs	0.8		0.5	1.0		1.0		1.0
10	Established SAR agreements with States having adjoining SRRS or FIRs	0.8		1.0	0.5		0.7		0.5
11	Provided up to date cross-border information on SAR capability to adjoining States	1.0		1.0	1.0		1.0		1.0
12	Pre-arranged procedures for cross-border SAR responses	0.8		0.5	0.5		1.0		1.0
13	Established RCC plans for response to Mass Rescue Operations (MROs) integrated with national disaster plans	0.5		0.5	0.5		1.0		0.5
14	Established operational plans and procedures for SRUs, provision of support, communication and reporting	0.5		0.5	0.5		1.0		1.0
15	Established SAR Alerting procedures which are tested, integrated and include civil/military protocols	0.5		1.0	0.5		1.0		1.0
16	Provided a fully equipped RCC of sufficient size with adequate provision for operational positions and human factors	0.7		0.5	0.5		1.0		1.0
17	Provided adequate supervisory ATC resources to allow timely SAR alerts and information to RCCs	1.0		0.5	1.0		1.0		1.0
18	Provided sufficient RCC staffing	0.9		0.5	0.5		1.0		1.0
19	Provided a sufficient number of trained specialist RCC officers including SMCs and A/SMCs	0.9		0.5	0.5		1.0		1.0
20	Availability of a pool of RCC support staff who are familiar with RCC operations, but not trained as coordinators	1.0		1.0	1.0		1.0		1.0
21	Developed SAR personnel position descriptions detailing responsibilities and eligibility criteria	1.0		0.5	1.0		1.0		1.0
22	Developed a comprehensive training programme that includes SAR training for SAR Coordinators and SRU staff	0.9		1.0	1.0		1.0		1.0
23	Facilitated RCC staff to be proficient in the English language	1.0		0.5	1.0		1.0		0.5
24	Facilitated a programme of regular liaison visits between relevant RCCs, ATC units and airline operating centres	0.7		1.0	1.0		1.0		1.0
25	Established additional oceanic SAR capability as far as practicable to ensure a timely and adequate SAR response	0.6		1.0	0.5		1.0		1.0
26	Established sufficient SRU capabilities (crews, availability, military assets, communications, authority, etc.)	0.6		1.0	1.0		1.0		0.5
27	Established procedures and necessary infrastructure to coordinate distress beacon alert responses	1.0		0.5	1.0		1.0		1.0
28	Established a reliable distress beacon registration system	1.0		0.5	1.0		1.0		1.0
29	Planned and prepared for the implementation of next generation beacons	0.5		0.5	1.0		1.0		1.0
30	Established an appropriate nationwide means of disposal for old distress beacons	0.5		0.0	0.5		1.0		1.0
31	Established contingency facilities, or procedures for the temporary delegation of SAR to another body or State	0.0		0.5	0.5		1.0		1.0
32	Established a centralised information source publishing all AIP information required on SAR	0.8		0.5	0.5		1.0		1.0
33	Established an Internet-based SAR information sharing system	0.0		0.5	0.5		1.0		1.0
34	Established systems for the maximum practicable cooperation between State entities for information when required	0.5		1.0	0.5		1.0		1.0
35	Developed and maintained a current, comprehensive electronic list of State SAR Facilities, SAR Equipment, and SRUs	1.0		0.5	0.5		1.0		1.0
36	Established an Internet-based SAR Library, or cooperate by contributing to an Internet-based Asia/Pacific resource	0.8		0.0	0.5		1.0		0.5
37	Provided each RCC and SAR Authority with ready access to a current copy of SAR reference documents	1.0		1.0	1.0		1.0		1.0
38	Conducted regular SAREX to test and evaluate coordination procedures, data and information sharing and SAR responses	0.8		1.0	1.0		1.0		1.0
39	Implemented SAR System Improvement and Assessment measures, including Safety Management and QA systems	0.4		0.5	0.5		1.0		1.0
40	Conducted an annual or more frequent analysis of their current State SAR system to identify specific gaps in capability	0.5		0.5	1.0		1.0		1.0
41	Conducted SAR promotional programs	0.5		1.0	1.0		1.0		1.0
Total (of 41)		30.8		28.5	32.0	0.0	40.7	0.0	38.5
%		75%		70%	78%	0%	99%	0%	94%

*2020 Update - Higher than previous year

*2020 Update - Less than previous year

*2020 Update - No Change