



ICAO

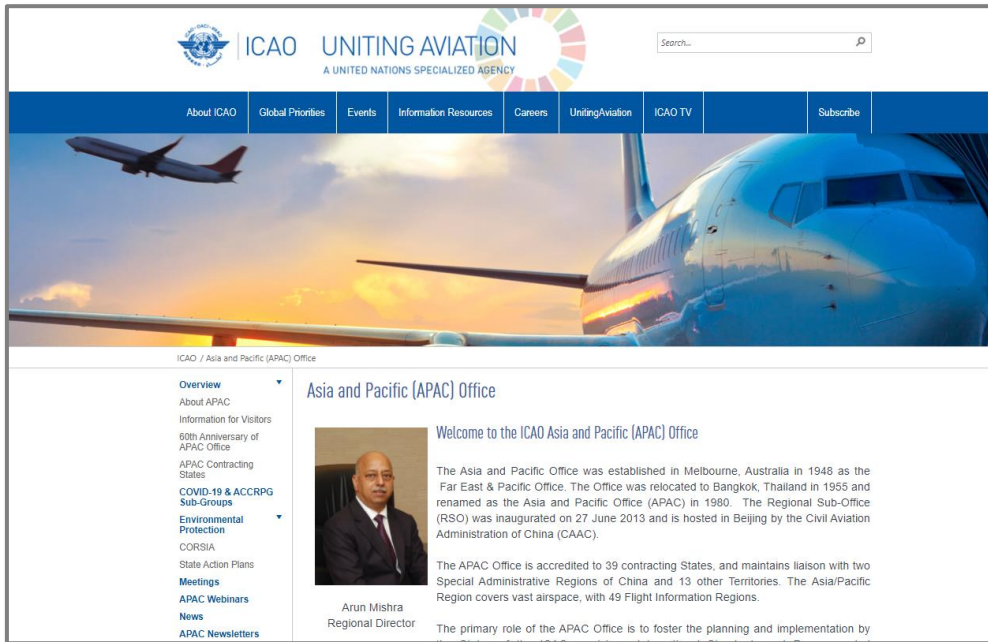
International Civil Aviation Organization

ICAO APAC Webinars 2021

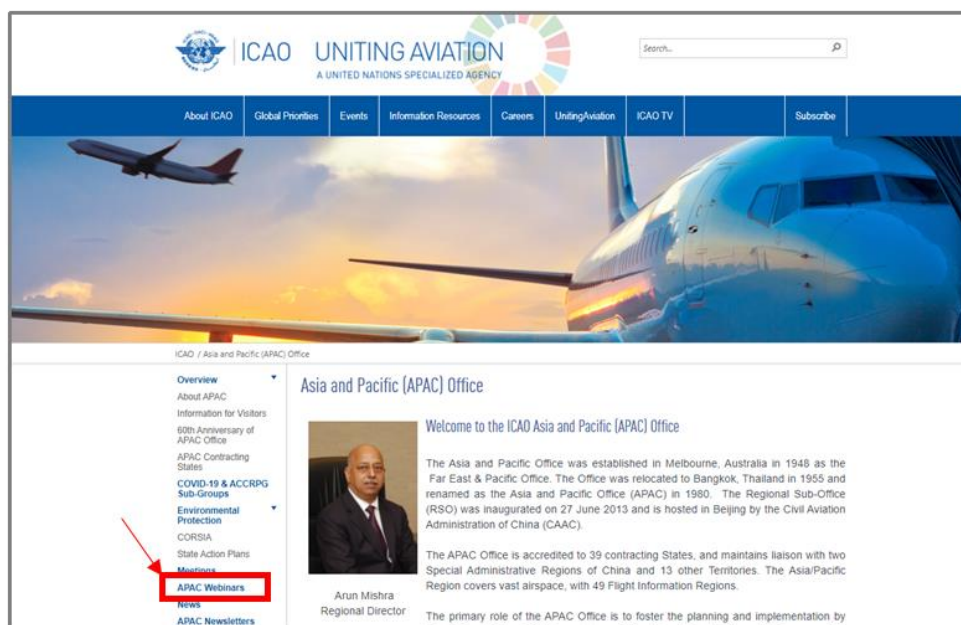
June – November 2021

ONLINE REGISTRATION GUIDELINES

Step 1: Visit ICAO APAC website, <https://www.icao.int/apac/pages/default.aspx>



Step 2: Click on “APAC Webinars” which can be found on the left-hand menu of this page, as seen below



Step 3: You will be at the ICAO APAC Workshops/Seminars website,

<https://www.icao.int/APAC/Meetings/Pages/Webinars-.aspx>

Step 4: Click on the link you wish to attend

ACRONYM	DESCRIPTION	DATED	VENUE	Edit
✓ Cyber Security Webinar	ICAO Asia/Pacific Regional Cybersecurity Webinar	14 June 2021	Video Teleconference	

Step 5: Click on the link you wish to register

ICAO Asia/Pacific Regional Cybersecurity Webinar

(Video Teleconference, 14 June 2021)

[Online Registration \(Click This Link to Register for this event\)](#)

Download all documents as ZIP

2021 Cyber Security Webinar

✓	📄	Number	Title	Update Date	Presenter	Edit
▾ Type Name : 2021 Cyber Security Webinar (3)						
▾ Category : 2-General Information (3)						
	📄	01	Letter of Invitation	23 Mar. 2021	Secretariat	
	📄	02	Attachment 1 - Webinar Bulletin	22 Mar. 2021	Secretariat	
	📄	03	Attachment 2 - Registration Form	22 Mar. 2021	Secretariat	

Step 6: Open the link for the event you are registering for, and click on “Register for this Event”

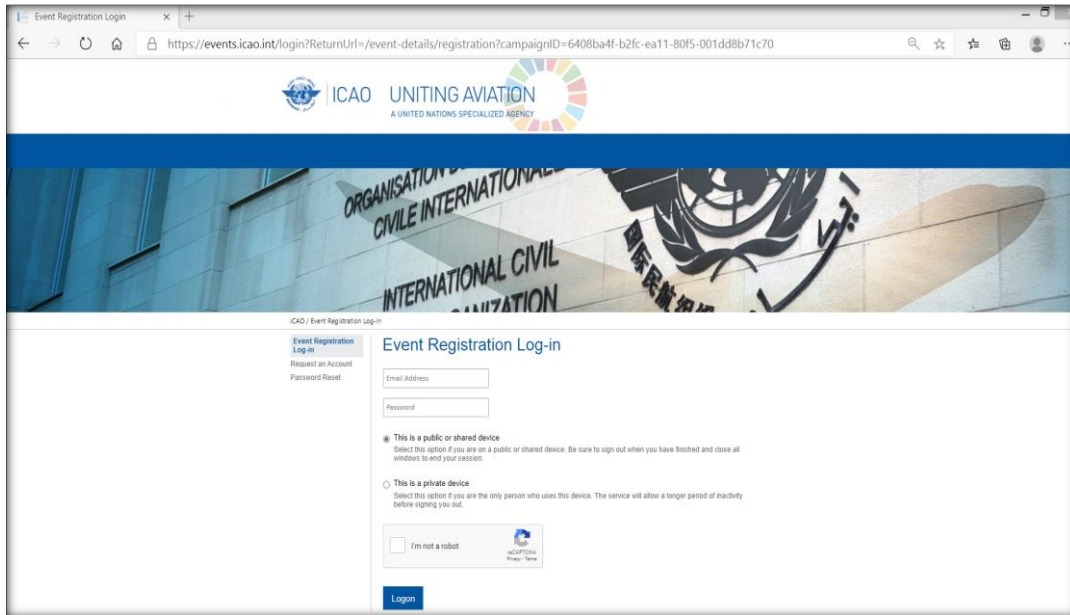
The screenshot shows a web browser window with the URL <https://events.icao.int/event-details?campaignID=756D23D1-90D5-EA11-80F2-001DD8871C70>. The page features the ICAO logo and the text "UNITING AVIATION A UNITED NATIONS SPECIALIZED AGENCY". The main content area is titled "Online Registration" and includes the following information:

- Event Title: APAC Regional Webinar on Economic Impact of COVID-19 on Civil Aviation and the Financial Alleviation Measures (Registration Open)
- Event Date: Thursday, August 13, 2020 12:00 PM – Thursday, August 13, 2020 3:00 PM
- Event Address: RSD Beijing, ICAO Asia & Pacific Regional Sub-Office (APAC RSO) Beijing, Beijing, China, 100621
- Contact Information: APAC-RSD@icao.int

A prominent blue button labeled "Register for this Event" is visible below the contact information. The footer of the page contains links for "Contact ICAO", "Terms and Conditions", "External Resources", "Web Support", "Site Index", and "FAQ", along with the copyright notice "© International Civil Aviation Organization".

Existing Users of ICAO Event Registration

Step 7: Login to the page if you have ever used this portal, or skip to Step 83 for new users



The screenshot shows a web browser window with the URL <https://events.icao.int/login?ReturnUrl=/event-details/registration?campaignID=6408ba4f-b2fc-ea11-80f5-001dd8b71c70>. The page header includes the ICAO logo and the text 'UNITING AVIATION A UNITED NATIONS SPECIALIZED AGENCY'. Below the header is a banner image of the ICAO building. The main content area is titled 'Event Registration Log-in' and contains a login form with fields for 'Email Address' and 'Password'. There are two radio button options: 'This is a public or shared device' (selected) and 'This is a private device'. A checkbox for 'I'm not a robot' is also present, along with a 'Logon' button.

If you have ever registered for any ICAO event using this portal, please enter your email address and password. Select the Captcha and finally click “Logon” to open the next page, and complete the registration.

Step 7a: Once you have login, the system will open a registration page with pre-populated information.

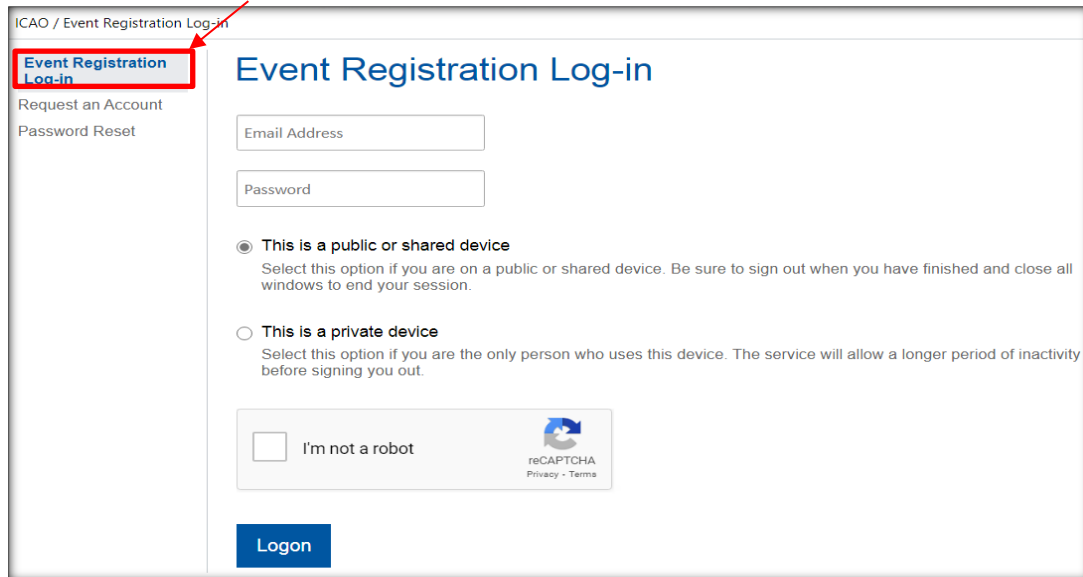
Step 7b: Complete the remaining required fields and click “Register Now”.

Step 7c: Please check your email account for the event confirmation email.

Step 7d: If you forgot your password for the Events Registration portal, please click on “Password Reset” to reset your password.

New Users of ICAO Event Registration

Step 8: For a new user, click on “Request an Account”, which can be found on the left-hand menu of this page, as seen below



ICAO / Event Registration Log-in

Event Registration Log-in


Request an Account
Password Reset

Email Address

Password

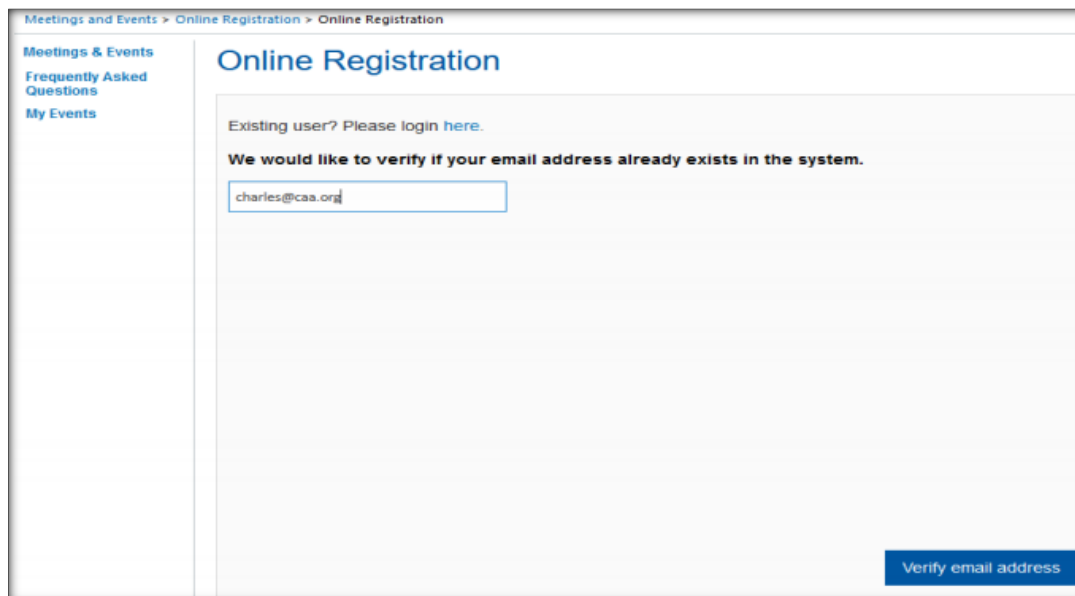
This is a public or shared device
Select this option if you are on a public or shared device. Be sure to sign out when you have finished and close all windows to end your session.

This is a private device
Select this option if you are the only person who uses this device. The service will allow a longer period of inactivity before signing you out.

I'm not a robot  reCAPTCHA
Privacy · Terms

Logon

Step 7a: Input your email address, and click on “Verify email address” to check if your details are in the system



Meetings and Events > Online Registration > Online Registration

Meetings & Events
Frequently Asked Questions
My Events

Online Registration

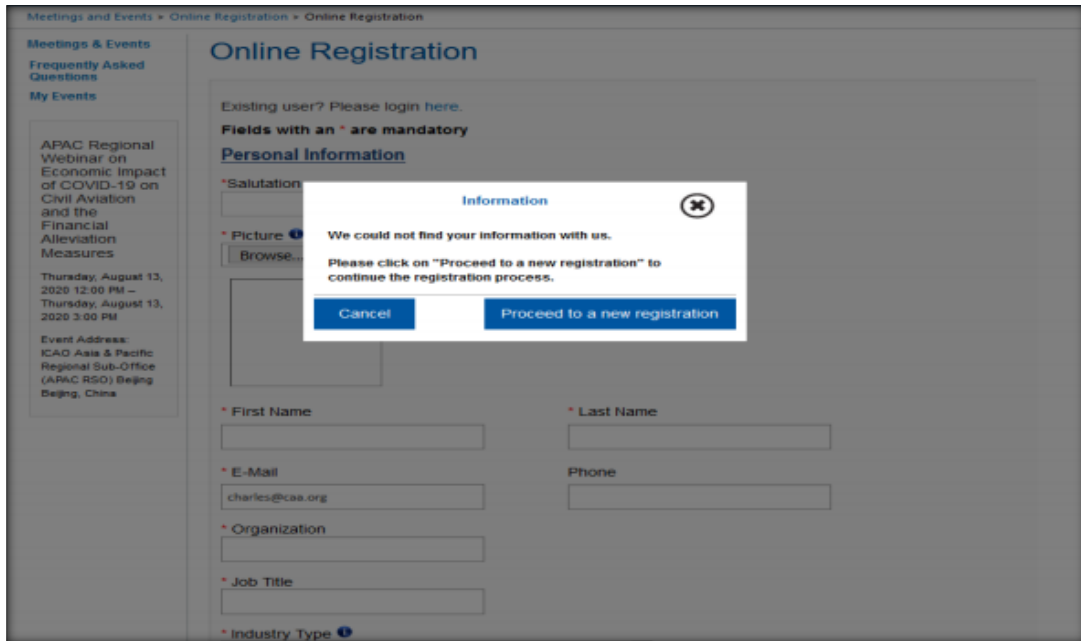
Existing user? Please login [here](#).

We would like to verify if your email address already exists in the system.

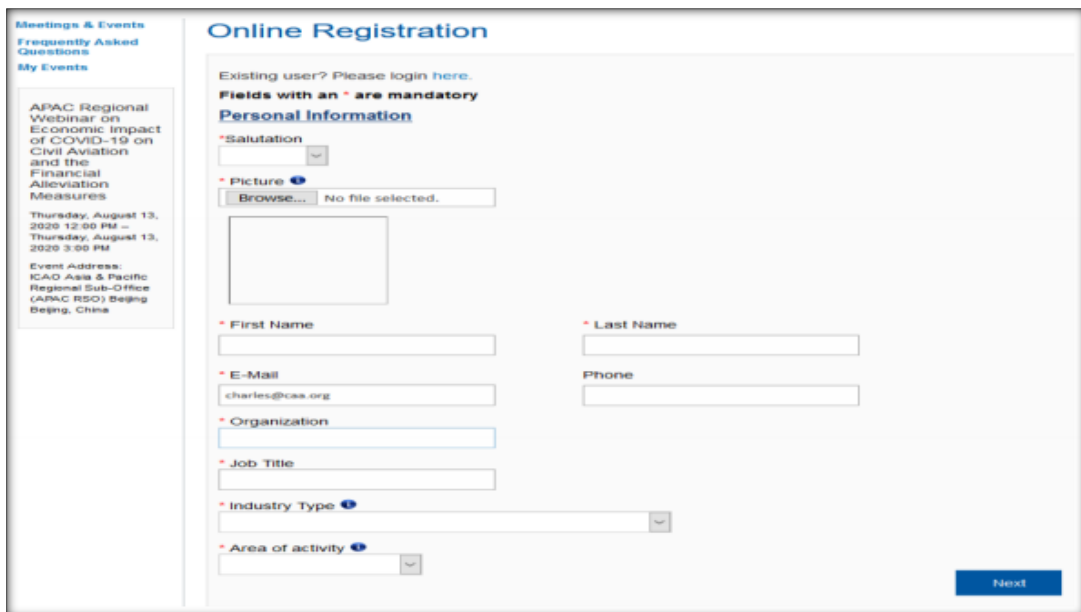
charles@caa.org

Verify email address

Step 7b: Select “Proceed to a new registration”



Step 7c: Complete the remaining required field, and click “Next” and “Register Now”



Step 7d: Please check your email account for the event confirmation email, showing you have successfully registered

Forgot your password?

ICAO / Event Registration Log-in

Event Registration Log-in


Event Registration Log-in
Request an Account
Password Reset

Email Address

Password

This is a public or shared device
Select this option if you are on a public or shared device. Be sure to sign out when you have finished and close all windows to end your session.

This is a private device
Select this option if you are the only person who uses this device. The service will allow a longer period of inactivity before signing you out.

I'm not a robot  reCAPTCHA
Privacy - Terms

Logon

You can reset your password by clicking on “Password Reset”.

If you forgot your password, click on the “Password Reset” which can be found on the left-hand menu of this page, then input your email address and click “Reset”. A link with a new password will be sent to your email account, which you can use to login ICAO Event Registration.

To change your password, please login ICAO Event Registration, then click the drop down menu next to your profile picture on the top right-hand corner of the page, and select “Profile”, then click “Change Password” to change your preferred password.

.....