



ICAO BANGKOK

UNITING AVIATION

AAITF/15

NOTAM Proliferation Analysis

Erdenebaatar Davaasuren,


*Associate Regional Officer - Aeronautical Information Management,
International Civil Aviation Organization (ICAO),
Asia and Pacific Regional Office*

Bangkok, Thailand, 01-05 June 2020



Introduction

- Task ‘13/4 – Periodic sampling of NOTAM PIB to examine the proliferation of PERM and long-term temporary NOTAMs’ was assigned by AAITF/13
- AAITF/13 developed the following Conclusion, subsequently agreed by ATM/SG/6:



Conclusion ATM/SG/6-14: Management of NOTAMs

That, States are urged to take immediate action to reduce the large numbers of permanent, long duration NOTAMs by:

- 1. conducting a full review of all NOTAMs issued by the State;*
- 2. expediting the transfer of valid permanent NOTAM information into AIP;*
- 3. expediting the transfer of valid temporary NOTAM information of long duration into AIP SUP; and*
- 4. cancelling the NOTAMs accordingly.*



NOTAM



Regional NOTAM Analysis

– Source

- Checklist of Valid NOTAM (April)
- Integrated Safety Trend Analysis and Reporting System (iSTARS)

– Methodology

- NOTAMs published before **01 January 2020** are considered old aged NOTAMs.
- Formula: (Old aged NOTAMs/Total valid NOTAMs)*100%

A1275/20 NOTAMR A1013/20
Q) /QKKKK/K/K/K/000/999/1354N10036E999
A) B) 2004010050 C) 2005012359 EST
E) CHECKLIST
YEAR=2013 4629
YEAR=2015 2069 4114 4115 4231
YEAR=2016 1029 1423 2291
YEAR=2017 0177 0332 0416 2266
YEAR=2018 0106 1433 1616
YEAR=2019 0200
YEAR=2020 0784 0797 0798 0805 0821 0839 0846 0847 0851 0853 0874 0895 1041 1052 1053 1100 1106 1107 1115 1130 1134 1135 1139 1147 1148 1149 1159 1163 1169 1179 1201 1213 1221 1238 1239 1240 1256 1257 1258 1261 1262 1264 1265 1268 1269 1271 1272

← **Our target**

6.1.4.4 **Within three months from the issuing** of a permanent NOTAM, the information contained in the NOTAM shall be included in the aeronautical information products affected.

6.1.4.5 **Within three months from the issuing** of a temporary NOTAM of long duration, the information contained in the NOTAM shall be included in the AIP Supplement.

31 Dec 2019
 +
 3 month
 =
31 Mar 2020

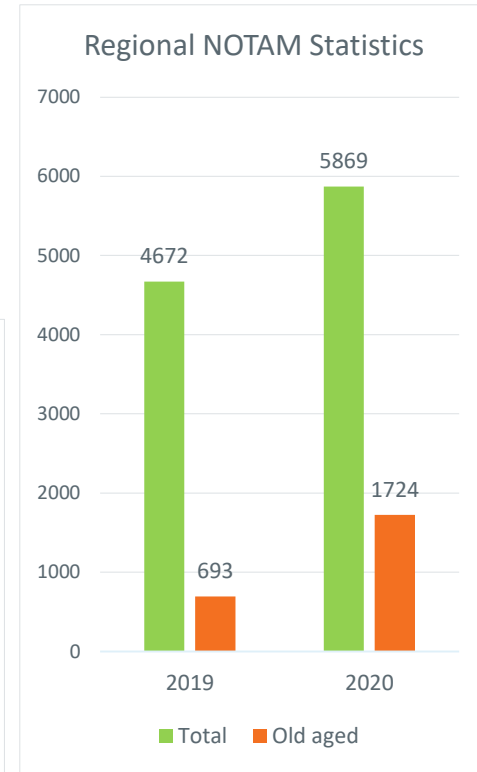
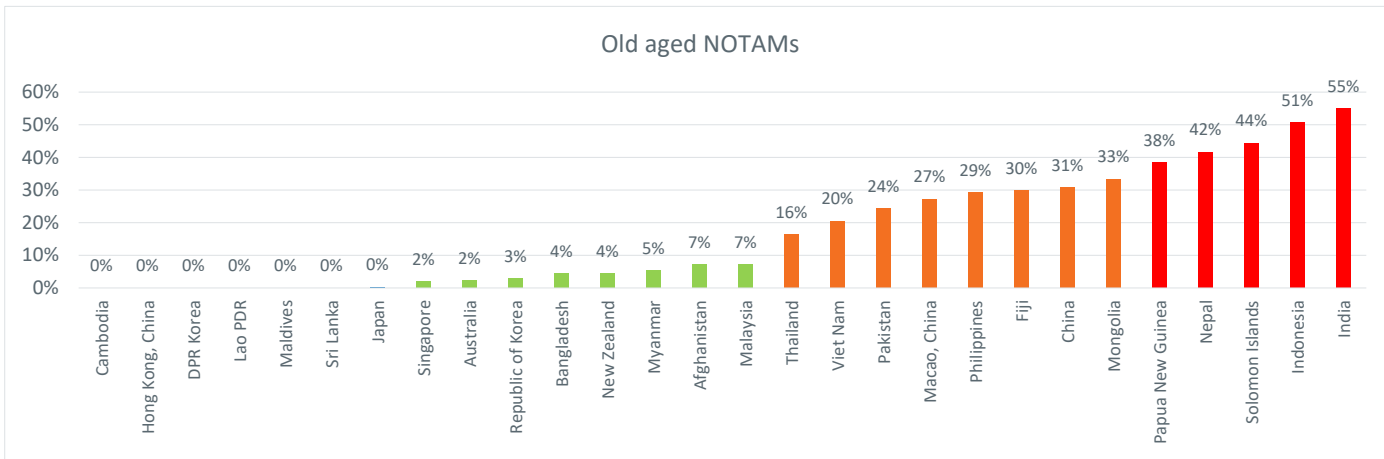
PANS AIM





Regional NOTAM Statistic

- Total NOTAMs: **5869**
- Old aged NOTAMs: **1724**
- Percentage of old aged NOTAMs: **29%** (15% in 2019)
- Oldest NOTAM: **1992** (28 years old)

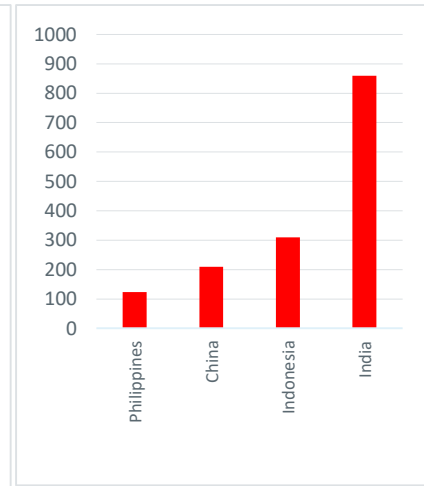
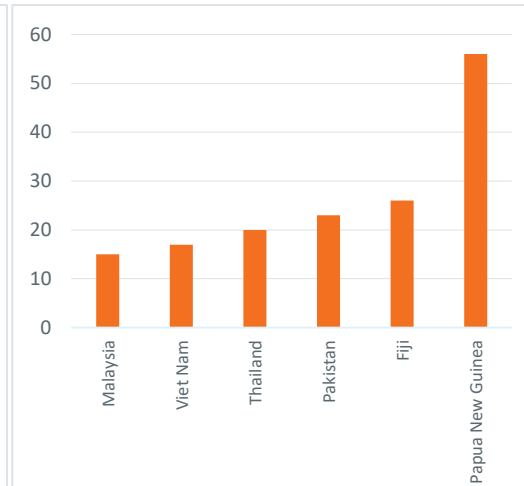
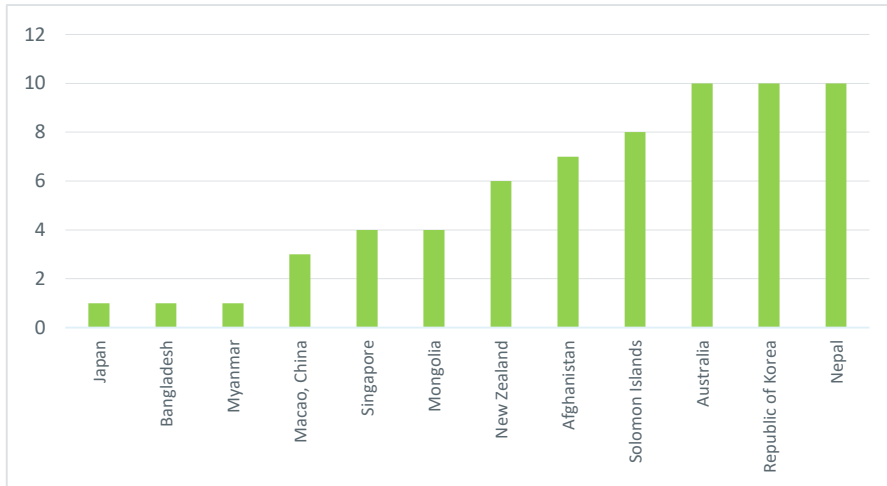


Old aged NOTAMs by States

Red (>100): India, Indonesia, China and Philippines

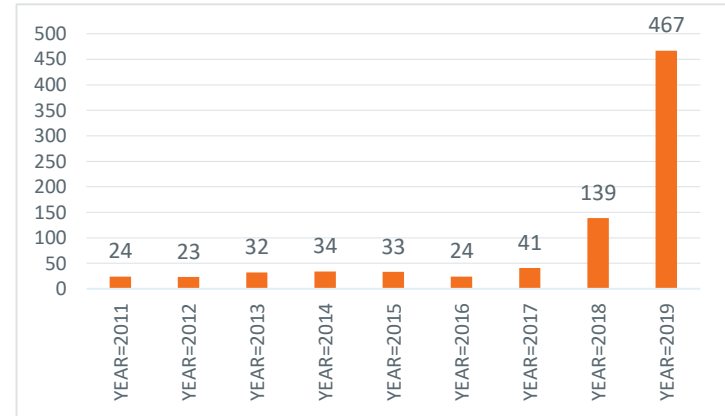
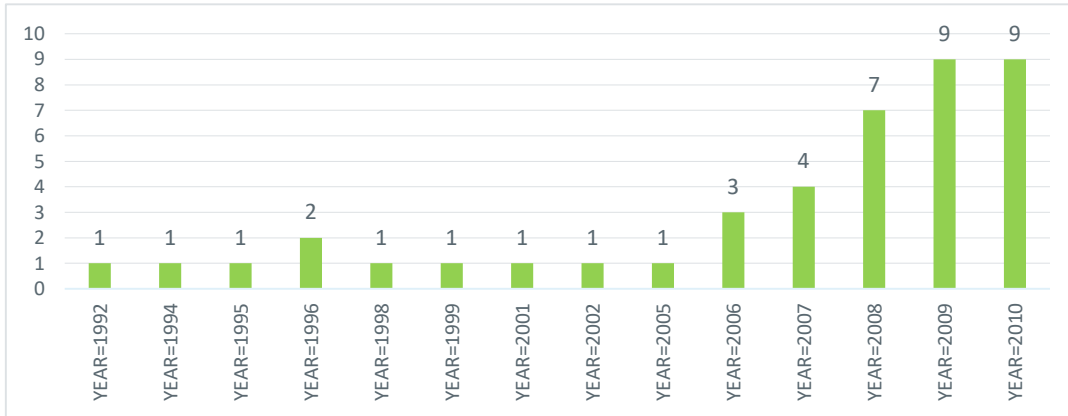
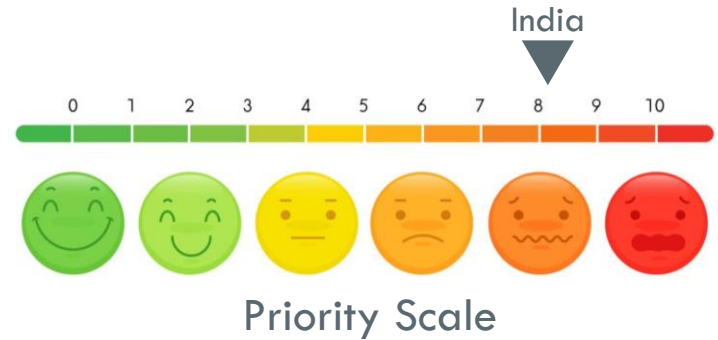
Orange (11-100): Papua New Guinea, Fiji, Pakistan, Thailand, Viet Nam and Malaysia

Green (<10): Nepal, Republic of Korea, Australia, Solomon Islands, Afghanistan, New Zealand, Mongolia, Singapore, Macao China, Myanmar, Bangladesh and Japan



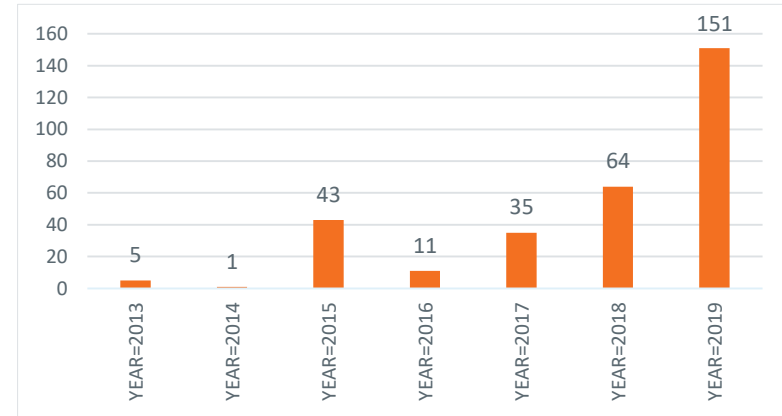
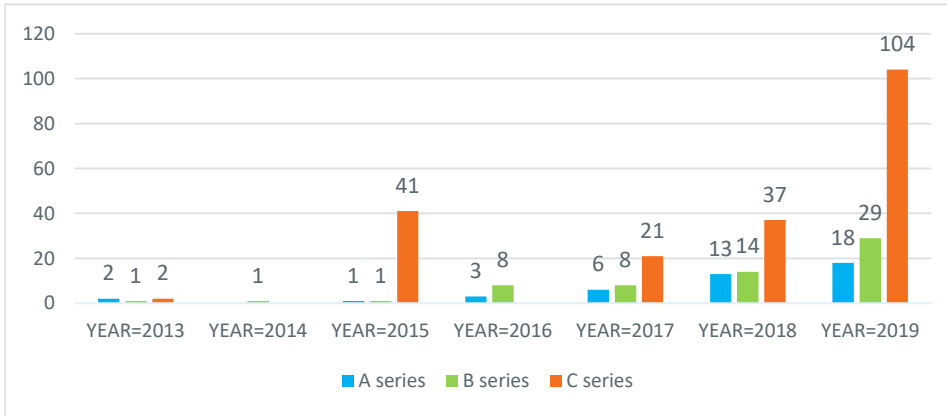
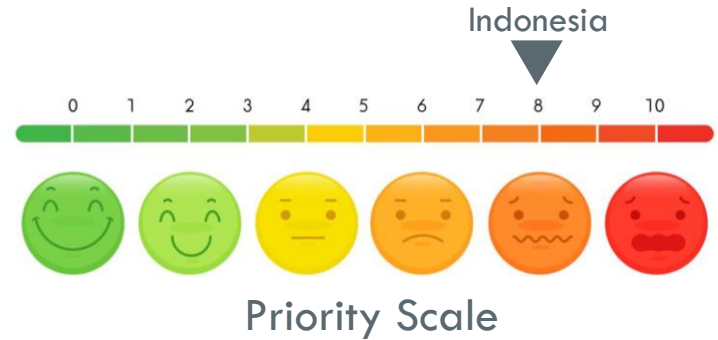
State NOTAM Statistic - India

- NOTAM Series: **A, C and G**
- Total NOTAMs: **1562**
- Old aged NOTAMs: **859**
- Oldest NOTAM: **1992** (28 years old)
- Percentage of old aged NOTAMs: **55.0%**



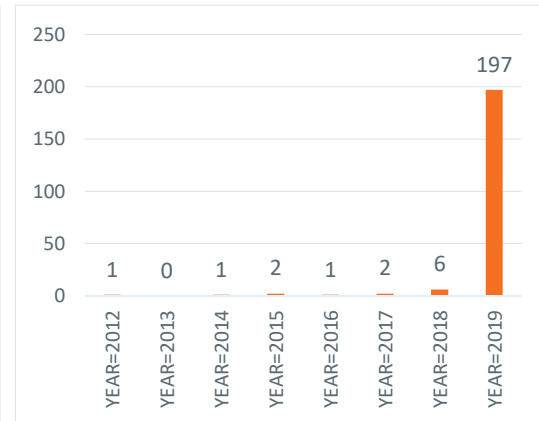
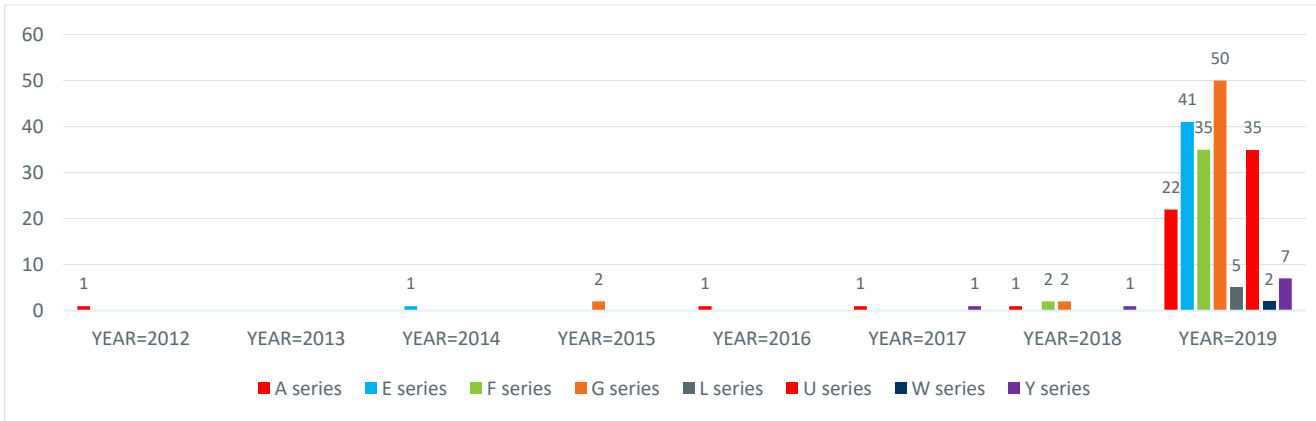
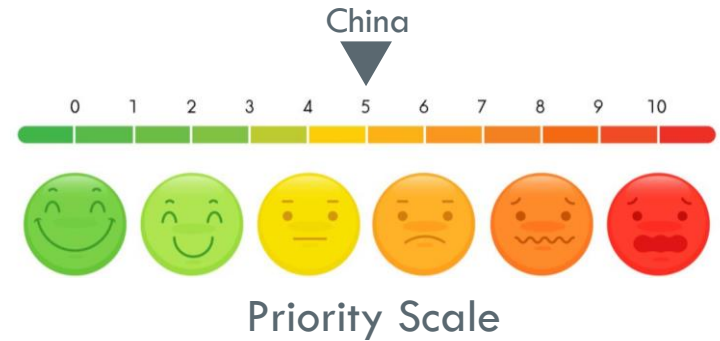
State NOTAM Statistic - Indonesia

- NOTAM Series: **A, B and C**
- Total NOTAMs: **611**
- Old aged NOTAMs: **310**
- Oldest NOTAM: **2013**
- Percentage of old aged NOTAMs: **50.7%**



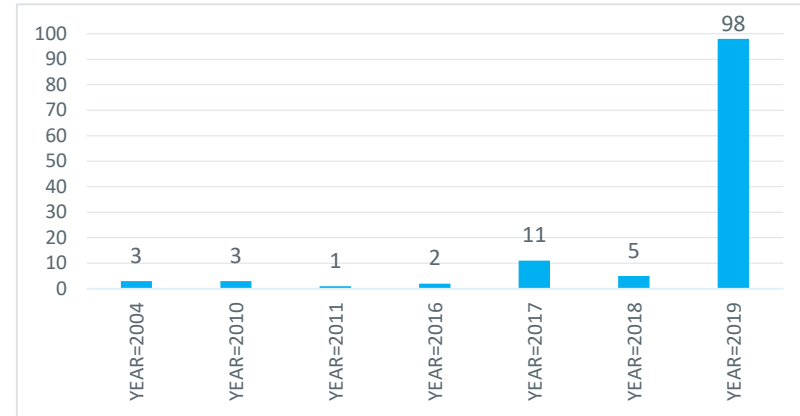
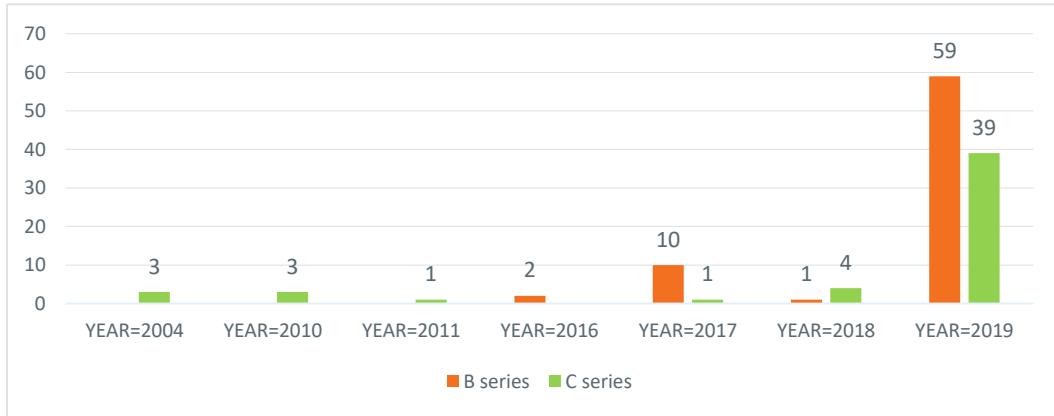
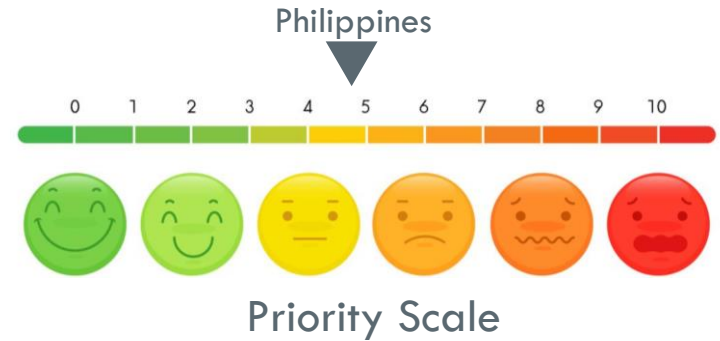
State NOTAM Statistic - China

- NOTAM Series: **A, E, F, G, L, U, W and Y**
- Total NOTAMs: **684**
- Old aged NOTAMs: **210**
- Oldest NOTAM: **2012**
- Percentage of old aged NOTAMs: **30.7%**



State NOTAM Statistic - Philippines

- NOTAM Series: **B and C**
- Total NOTAMs: **420**
- Old aged NOTAMs: **123**
- Oldest NOTAM: **2004**
- Percentage of old aged NOTAMs: **29.3%**

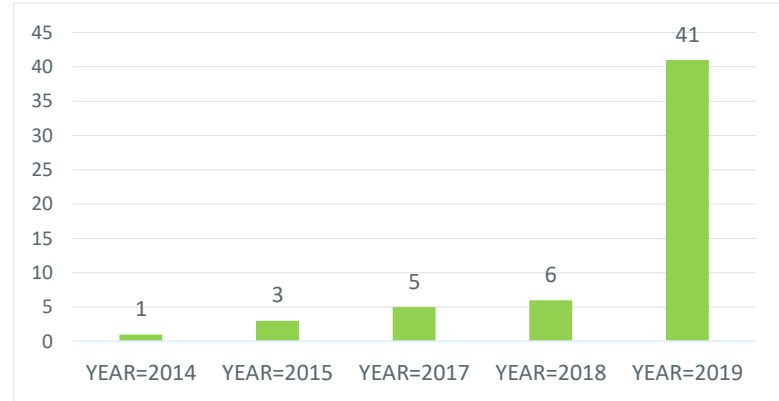
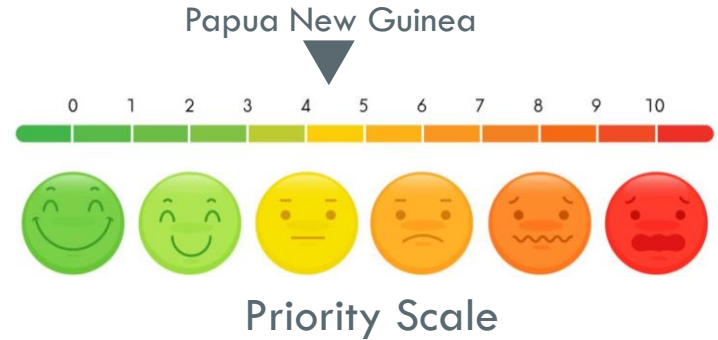




State NOTAM Statistic – Papua New Guinea

- NOTAM Series: **A**
- Total NOTAMs: **146**
- Old aged NOTAMs: **56**
- Oldest NOTAM: **2014**
- Percentage of old aged NOTAMs: **38.4%**

A0434/20 NOTAMR A0284/20
 Q) AYPM/QK KKK/K/K/K/000/999/
 A) AYPM B) 2004010000 C) 2004302359 EST
 E) CHECKLIST **OF CURRENT 'A' SERIES**
YEAR 2014 = 0047
YEAR 2015 = 0531 0534 0755
YEAR 2017 = 0053 0234 0649 0972 1289
YEAR 2018 = 0380 0406 0423 0958 1475 1476
YEAR 2019 = 0083 0146 0430 0461 0564 0655 0660 0715 0716 0816 0833 1001
 1008 1318 1361 1396 1408 1486 1495 1583 1643 1650 1651 1652 1654 1659 1674
 1680 1690 1691 1694 1729 1730 1740 1757 1758 1759 1760 1763 1765 1766 ...

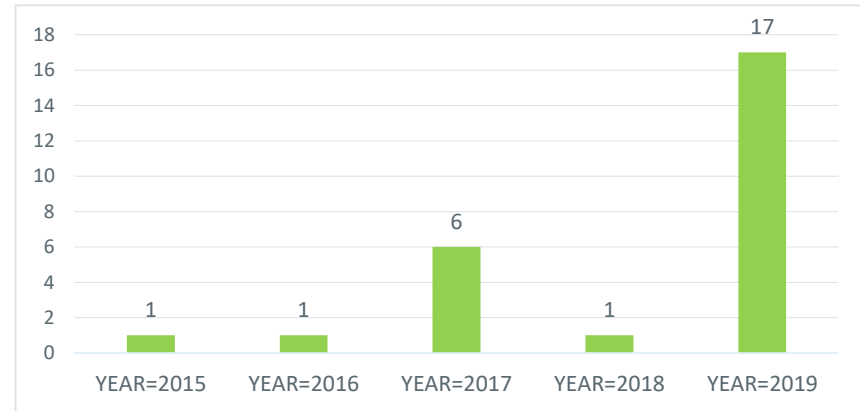
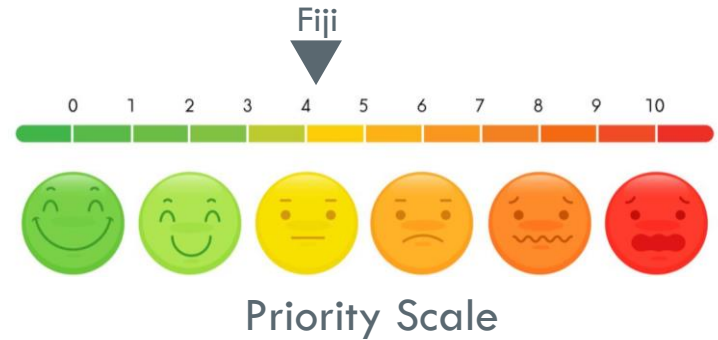




State NOTAM Statistic – Fiji

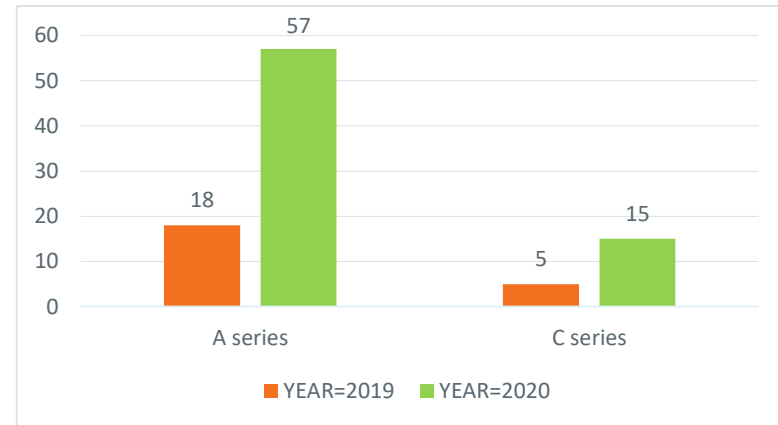
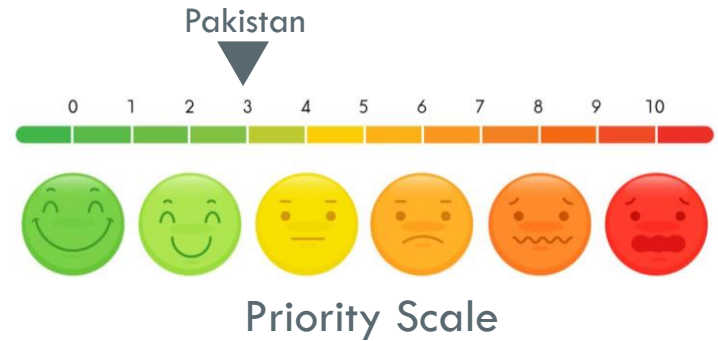
- NOTAM Series: **A**
- Total NOTAMs: **87**
- Old aged NOTAMs: **26**
- Oldest NOTAM: **2015**
- Percentage of old aged NOTAMs: **29.9%**

A0510/20 NOTAMR A0312/20
 Q) NFFX/QK/000/999/**0000S00000E**999
 A) NFFF KZAK B) 2004010000 C) 2004302359 EST
 E) CHECKLIST
 YEAR=2015 1361
 YEAR=2016 1207
 YEAR=2017 0184 0900 0998 1073 1078 1346
 YEAR=2018 0162
 YEAR=2019 0310 0326 0327 0578 0594 1510 1667 1668 1669 1713
 1892 20132014 2017 2018 2346 2396
 YEAR=2020 0020 0021 0022 0026 0107 0108 0109 0119 0142 0143 0144



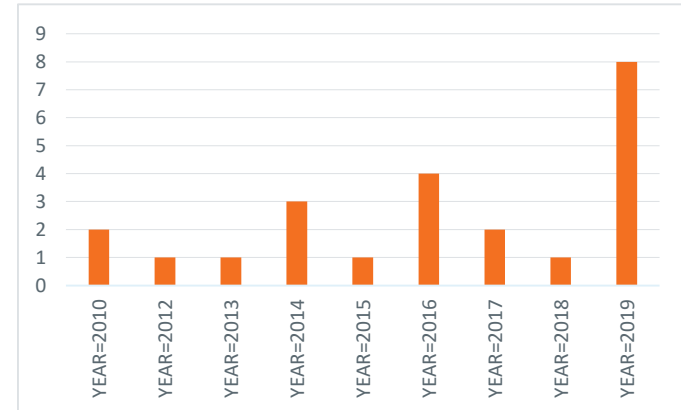
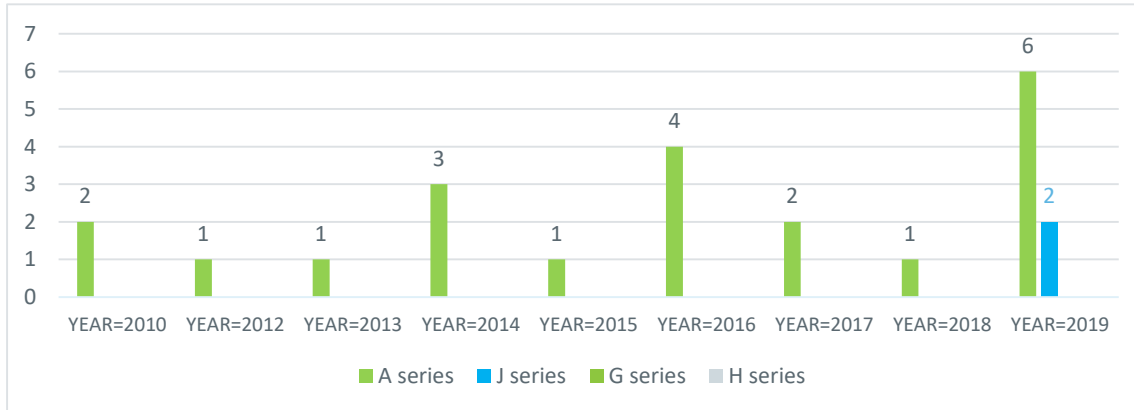
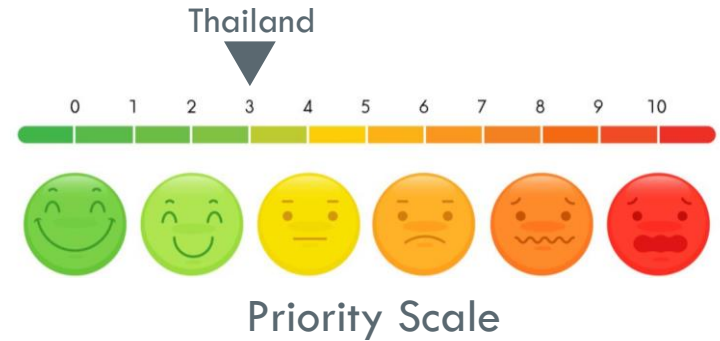
State NOTAM Statistic – Pakistan

- NOTAM Series: **A and C**
- Total NOTAMs: **95**
- Old aged NOTAMs: **23**
- Oldest NOTAM: **2019**
- Percentage of old aged NOTAMs: **24.2%**



State NOTAM Statistic – Thailand

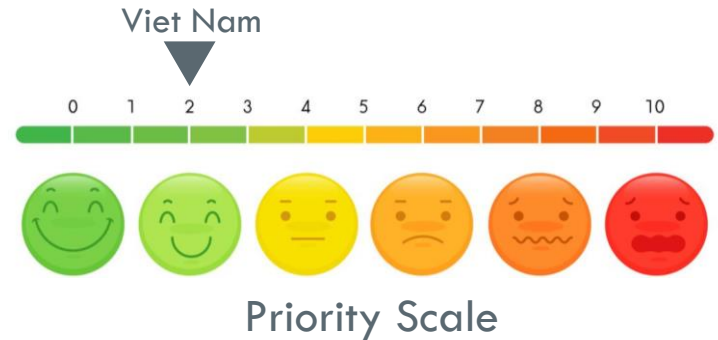
- NOTAM Series: **A, J, G and H**
- Total NOTAMs: **123**
- Old aged NOTAMs: **20**
- Oldest NOTAM: **2010**
- Percentage of old aged NOTAMs: **16.3%**





State NOTAM Statistic – Viet Nam

- NOTAM Series: **A**
- Total NOTAMs: **83**
- Old aged NOTAMs: **17**
- Oldest NOTAM: **2016**
- Percentage of old aged NOTAMs: **20.5%**

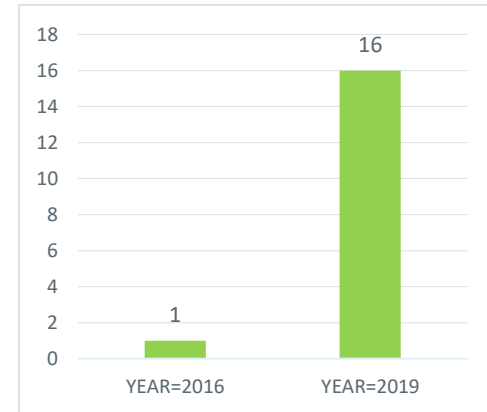


A0738/20 NOTAMR A3725/19

Q) VVXX/QOAXX/IV/BO/E/000/999/2023N10547E999

A) VVVV VVTS B) **2003290241** C) **2006292359 EST**

E) REF AIC A04/18 TRANSFERRING AND ASSIGNMENT OF AMHS ADDRESSES IN VIET NAM WEF **29 MAR 2018**
APPLICATION TIME STARTS FROM 0000 (UTC) 01 SEP 2018.





State NOTAM Statistic – Malaysia

- NOTAM Series: **A, C, D and F**
- Total NOTAMs: **213**
- Old aged NOTAMs: **15**
- Oldest NOTAM: **2019**
- Percentage of old aged NOTAMs: **7.0%**

D0482/20 NOTAMR D0387/20
 Q) WBFC/QK K K K /K /K /K /000/999/
 A) WBFC B) 2005010019 C) 2005312359 EST
 E) CHECKLIST

SERIES D

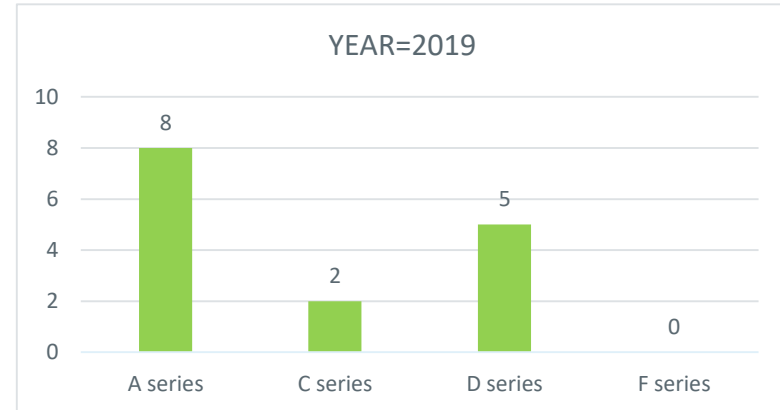
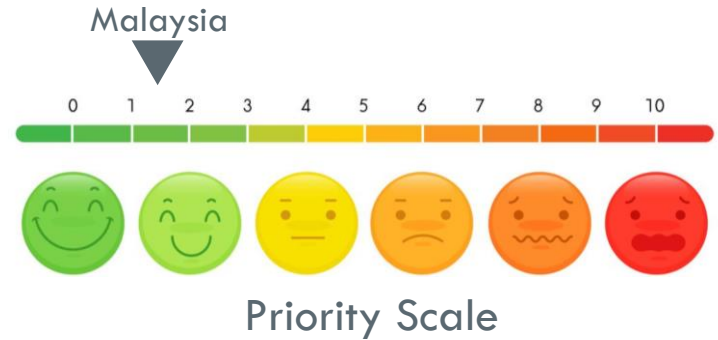
2019: 0306 0307

2020: 0029 0058 0066 0068 0135 0142 0156 0160 0198 0204 0205 0206 0212 0214 0218
 0221 0265 0289 0290 0291 0345 0346 0353 0354 0355 0356 0357 0358 0361 0362 0367
 0368 0369 0377 0378 0384 0385 0401 0406 0411 0415 0426 0439 0440 0445 0447 0448
 0450 0451 0454 0455 0456 0457 0460 0461 0462 0463 0468 0473 0474 0479 0480 0481

LATEST AIP AMENDMENT : 01/2020 DATED 26 MAR 2020

LATEST AIP SUPPLEMENT : 04/2020 DATED 18 FEB 2020

LATEST AIC : 01/2020 DATED 16 JAN 2020





The Way Forward

- Use common method for analysis for next few years
- Cover all NOTAM series (both international and domestic distribution)
- APAC Administrations follow PANS AIM procedures and reduce old aged NOTAMs
- Regional Office continue to monitor old aged NOTAMs for next few years



Send Checklist of valid NOTAMs of each NOTAM series (*only April*) to ICAO APAC Regional Office no later than 30 April each year

Email: apac@icao.int



ICAO BANGKOK

UNITING AVIATION



ICAO

North American
Central American
and Caribbean
(NACC) Office
Mexico City

South American
(SAM) Office
Lima

ICAO
Headquarters
Montréal

Western and
Central African
(WACAF) Office
Dakar

European and
North Atlantic
(EUR/NAT) Office
Paris

Middle East
(MID) Office
Cairo

Eastern and
Southern African
(ESAF) Office
Nairobi

Asia and Pacific
(APAC) Sub-office
Beijing

Asia and Pacific
(APAC) Office
Bangkok



THANK YOU