



ICAO

*International Civil Aviation Organization*

**Fifteenth Meeting of the ICAO Aeronautical Information Services – Aeronautical Information Management Implementation Task Force (AAITF/15)**

Video Teleconference, 01 – 05 June 2020

---

**Agenda Item 5: AIS-AIM Updates**

**REGIONAL IMPLEMENTATION STATUS OF AIM PERFORMANCE EXPECTATIONS**

(Presented by the Secretariat)

**SUMMARY**

This paper presents a summary of AIM Performance Expectations implementation progress in the Asia/Pacific Region, as reported to the ICAO Asia/Pacific Regional Office.

**1. INTRODUCTION**

1.1 The Asia/Pacific Regional Plan for Collaborative AIM (Version 2.0) was developed by the Asia/Pacific AIS – AIM Implementation Task Force (AAITF) and approved by the ATM Sub-Group of APANPIRG (ATM/SG/7) in August 2019. This plan includes background information and general guidance, and a performance improvement plan. The Performance objectives of the Plan are expected to be implemented in phases aligned, where practicable, with those of the Seamless ANS Plan. Regional AIM Capability is expected to be implemented in the following phases:

- **Phase I**, expected to be implemented immediately;
- **Phase II**, expected to be implemented by 7 November 2019, and
- **Phase III**, expected to be implemented by 27 November 2025.

1.2 The Regional AIM Implementation Monitoring and Reporting process measures State implementation of the performance expectations specified in Section 7 of the plan. Asia/Pacific Administrations should report their implementation status to the ICAO Asia/Pacific Regional Office at least once annually, by no later than 30 April each year.

1.3 The Regional AIM Plan Monitoring and Reporting Form is available on the ICAO Asia/Pacific Regional Office website at:

<http://www.icao.int/APAC/Pages/edocs.aspx>

## 2. DISCUSSION

### AIM Implementation Monitoring

2.1 The following 10 Administrations have provided information on the implementation status of AIM to the ICAO Regional Office. However, 2 of them have used an old Regional AIM Plan Monitoring and Reporting Form which had 12 Performance Expectations.

Australia, Bangladesh, Hong Kong China, Indonesia, Japan, Mongolia, Singapore, Sri Lanka, Thailand and Viet Nam

2.2 The meeting is reminded of the following ATM/SG/7 Conclusion, drafted by AAITF/14:

#### ***Conclusion ATM/SG/7-16: Amendment to the Regional Plan for Collaborative AIM***

*That,*

1. *the Amendment to the Regional Plan for Collaborative AIM at **Appendix J to the Report** be adopted, and the amended Plan be posted on the ICAO Asia/Pacific Regional Office eDocuments web-page;*
2. *the revised Regional AIM Implementation Status Reporting Form (Appendix D to the Regional Plan for Collaborative AIM) be separately uploaded to the Regional Office eDocuments web-page for implementation reporting by Asia/Pacific Administrations:*
  - a. *immediately on adoption of this Conclusion; and then;*
  - b. *annually, by not later than 30 April each year; and*
3. *Asia/Pacific Regional reporting against the transition steps in the ICAO Roadmap for Transition from AIS to AIM be discontinued, and the AIM Transition Table be removed from the Regional Office eDocuments web-page.*

**Note:** *This Draft Conclusion supersedes **Conclusions APANPIRG 22/2 and APANPIRG/25-15.***

2.3 Japan and Singapore are the only Asia/Pacific States to have now reported completion of Regional AIM Capability Phase I. Only Singapore has reported completion of Regional AIM Capability Phase II.

2.4 Any further updates received during or immediately following AAITF/15 will be included in the updated implementation table appended to the meeting report.

2.5 The latest update of reported Regional implementation of AIM performance expectations is provided at **Attachment A**.

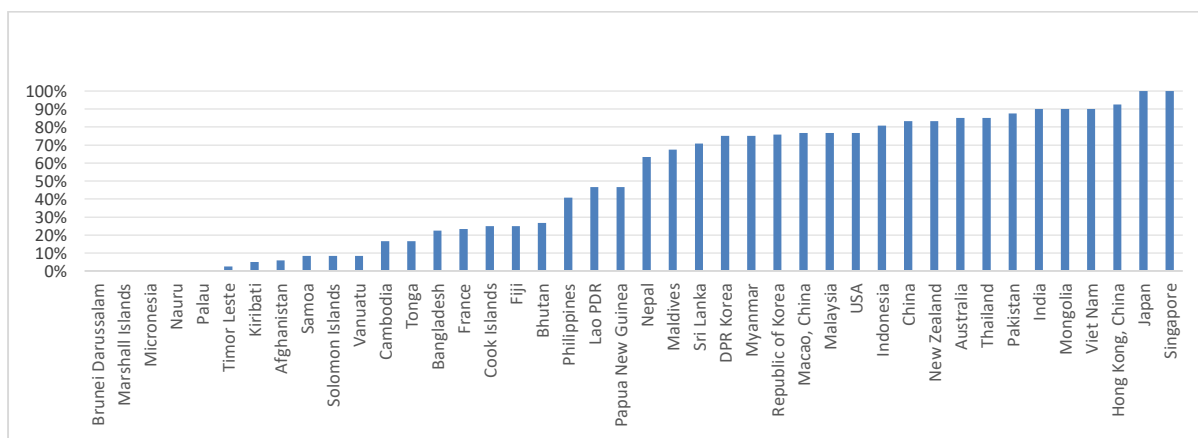
### Overall Progress

2.6 Regional implementation of Regional AIM Capability Phase I is summarized as follows:

- 2 Administrations (≈ 5%) have completed implementation of Phase I;
- 35 Administrations (≈ 83%) have partly implemented Phase I;
- 5 Administrations (≈ 12%) have not reported implementation of any Phase I Performance Expectations; and

- Overall Regional implementation of Phase I  $\approx$  49%.

2.7 **Figure 1** illustrates current Asia/Pacific Region progress towards completion of Phase I.

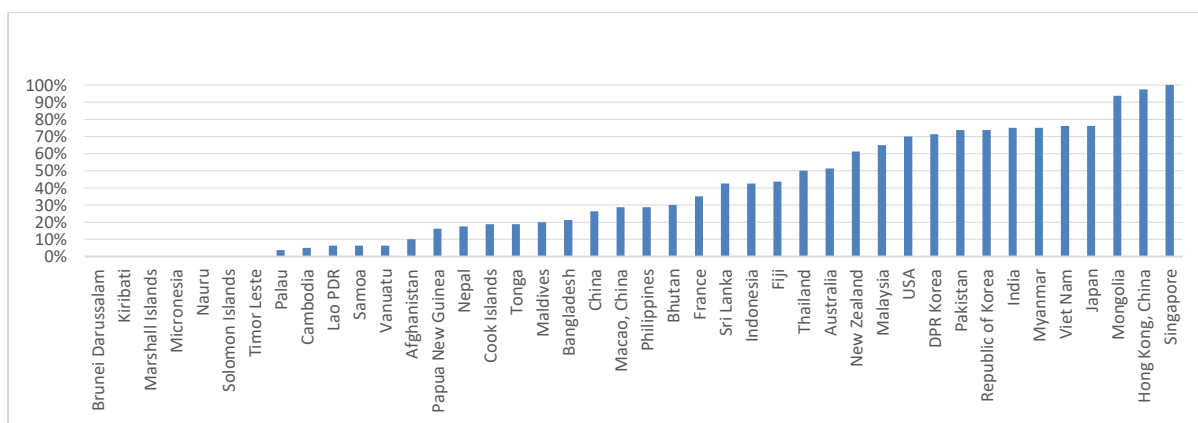


**Figure 1: Regional Phase I Implementation Progress (updated on 25 May, 2020)**

2.8 Regional implementation of Regional AIM Capability Phase II is summarized as follows:

- 1 Administration ( $\approx$  2%) has completed implementation of Phase II;
- 34 Administrations ( $\approx$  81%) have partly implemented Phase II;
- 7 Administrations ( $\approx$  17%) have not reported implementation of any Phase II Performance Expectations; and
- Overall Regional implementation of Phase II  $\approx$  37%.

2.9 **Figure 2** illustrates current Asia/Pacific Region progress towards completion of Phase II



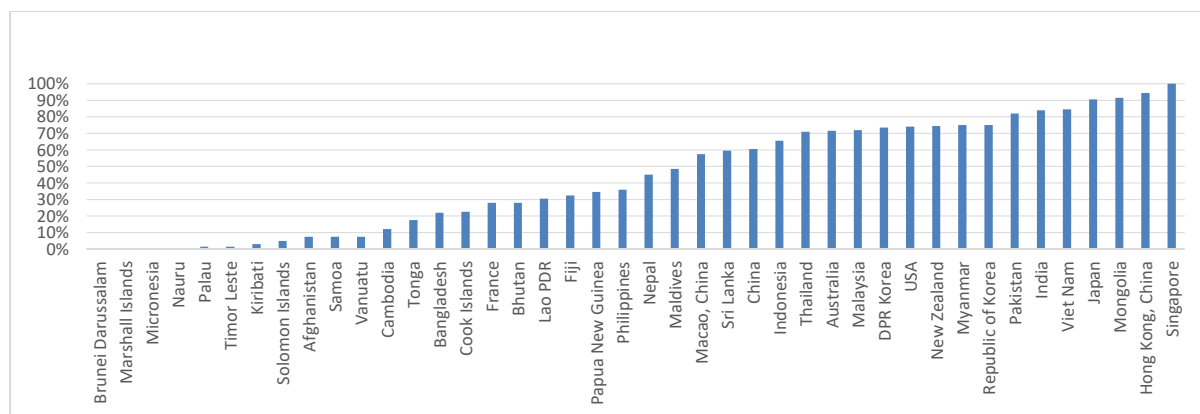
**Figure 2: Regional Phase II Implementation Progress (updated on 25 May, 2020)**

2.10 Overall regional implementation of Regional AIM Capability Phases I&II is summarized as follows:

- 1 Administration ( $\approx$  2%) has completed implementation of Phases I&II;
- 37 Administrations ( $\approx$  88%) have partly implemented Phases I&II;

- 4 Administrations ( $\approx 10\%$ ) have not reported implementation of any Phases I&II Performance Expectations; and
- Overall Regional implementation of Phases I&II  $\approx 44\%$ .

2.11 **Figure 3** illustrates current Asia/Pacific Region progress towards completion of Phases I&II.

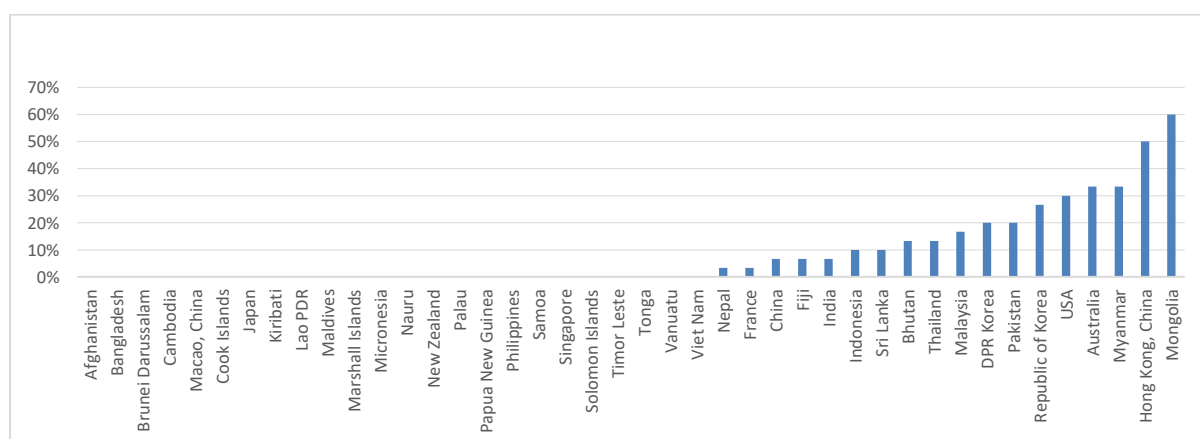


**Figure 3: Regional Phase I&II Implementation Progress (updated on 25 May, 2020)**

2.12 Regional implementation of Regional AIM Capability Phase III is summarized as follows:

- None of Administrations has completed implementation of Phase III;
- 18 Administrations ( $\approx 43\%$ ) have partly implemented Phase III;
- 24 Administrations ( $\approx 57\%$ ) have not reported implementation of any Phase III Performance Expectations; and
- Overall Regional implementation of Phase III  $\approx 9\%$ .

2.13 **Figure 4** illustrates current Asia/Pacific Region progress towards completion of Phase III



**Figure 4: Regional Phase III Implementation Progress (updated on 25 May, 2020)**

**3. ACTION BY THE MEETING**

- 3.1 The meeting is invited to:
- a) note the information contained in this paper;
  - b) note the continuing poor progress, particularly in Phase 1 which consolidates implementation of key SARPS that have been in existence for many years;
  - c) note *Conclusion ATM/SG/7-16*, and ensure Regional AIM Plan Monitoring and Reporting Form is used for all future reporting of AIM implementation progress; and
  - d) discuss any relevant matters as appropriate.

.....

### Regional Implementation Status of AIM Performance Expectations

Date Last Amended: 25/05/2020

	Phase 1											Phase 2							Phase 3				
	1				2	3	4	5	6	7	8	9	10	11	12	13	14			15	16	17	18
	1a	1b	1c	1d													14a	14b	14c				
Afghanistan	0%	0%	0%	0%	0%	0%	40%	0%	30%	0%	0%	0%	0%	0%	30%	0%	0%	0%	0%	50%	0%	0%	0%
Australia	100%	100%	100%	100%	0%	100%	100%	40%	100%	80%	100%	100%	100%	50%	100%	60%	0%	100%	0%	0%	100%	0%	0%
Bangladesh	50%	0%	0%	0%	0%	50%	0%	0%	0%	30%	50%	90%	50%	0%	0%	0%	0%	90%	0%	30%	0%	0%	0%
Bhutan	0%	50%	0%	0%	0%	0%	40%	0%	60%	70%	0%	100%	0%	0%	10%	10%	0%	90%	100%	30%	0%	0%	40%
Brunei Darussalam	0%	0%	0%	0%	0%	0%	0%	0%	0%	0%	0%	0%	0%	0%	0%	0%	0%	0%	0%	0%	0%	0%	0%
Cambodia	0%	0%	0%	0%	0%	50%	40%	0%	30%	10%	0%	70%	0%	0%	10%	0%	0%	0%	0%	30%	0%	0%	0%
China	100%	100%	100%	100%	0%	100%	100%	100%	30%	100%	100%	70%	0%	0%	100%	10%	0%	0%	0%	100%	0%	0%	20%
Hong Kong, China	100%	100%	100%	80%	100%	100%	100%	100%	100%	50%	100%	80%	100%	100%	100%	100%	100%	100%	80%	100%	50%	50%	50%
Macao, China	100%	100%	100%	100%	0%	100%	100%	100%	50%	0%	100%	70%	0%	50%	50%	50%	0%	0%	0%	80%	0%	0%	0%
Cook Islands	0%	100%	0%	0%	0%	0%	100%	0%	30%	0%	0%	70%	0%	0%	100%	0%	0%	0%	0%	50%	0%	0%	0%
DPR Korea	100%	100%	50%	100%	0%	0%	100%	100%	80%	100%	100%	70%	0%	100%	100%	100%	30%	50%	100%	90%	0%	0%	60%
Fiji	0%	100%	0%	0%	0%	0%	100%	0%	30%	0%	0%	70%	0%	0%	100%	100%	0%	100%	0%	50%	0%	0%	20%
India	100%	100%	100%	100%	0%	100%	100%	100%	80%	100%	100%	100%	0%	100%	100%	100%	100%	100%	0%	100%	0%	0%	20%
Indonesia	100%	100%	100%	100%	0%	50%	100%	100%	50%	100%	100%	70%	0%	100%	0%	60%	50%	50%	30%	50%	0%	0%	30%
Japan	100%	100%	100%	100%	100%	100%	100%	100%	100%	100%	100%	100%	80%	80%	100%	80%	80%	90%	0%	100%	0%	0%	0%
Kiribati	0%	0%	0%	0%	0%	0%	0%	0%	30%	0%	0%	30%	0%	0%	0%	0%	0%	0%	0%	0%	0%	0%	0%
Lao PDR	100%	100%	100%	100%	0%	100%	0%	0%	0%	30%	0%	30%	0%	0%	20%	0%	0%	30%	0%	0%	0%	0%	0%
Malaysia	100%	100%	100%	50%	0%	100%	50%	50%	100%	100%	100%	70%	0%	50%	100%	100%	60%	60%	50%	100%	0%	0%	50%
Maldives	100%	80%	50%	100%	0%	100%	50%	50%	60%	50%	100%	70%	0%	50%	60%	0%	0%	0%	0%	50%	0%	0%	0%
Marshall Islands	0%	0%	0%	0%	0%	0%	0%	0%	0%	0%	0%	0%	0%	0%	0%	0%	0%	0%	0%	0%	0%	0%	0%
Micronesia	0%	0%	0%	0%	0%	0%	0%	0%	0%	0%	0%	0%	0%	0%	0%	0%	0%	0%	0%	0%	0%	0%	0%
Mongolia	100%	100%	100%	100%	30%	100%	100%	50%	100%	100%	100%	100%	100%	50%	100%	100%	100%	100%	100%	100%	100%	50%	30%
Myanmar	100%	100%	100%	100%	0%	100%	0%	100%	30%	100%	100%	70%	0%	50%	50%	100%	100%	100%	100%	100%	0%	0%	100%
Nauru	0%	0%	0%	0%	0%	0%	0%	0%	0%	0%	0%	0%	0%	0%	0%	0%	0%	0%	0%	0%	0%	0%	0%
Nepal	100%	100%	50%	50%	0%	100%	0%	100%	30%	50%	100%	80%	0%	0%	0%	0%	0%	50%	50%	40%	0%	0%	10%
New Zealand	100%	100%	100%	100%	0%	100%	50%	100%	80%	100%	100%	70%	0%	50%	100%	90%	100%	80%	20%	50%	0%	0%	0%
Pakistan	100%	100%	100%	100%	0%	100%	100%	100%	80%	100%	100%	70%	0%	50%	100%	100%	80%	100%	80%	80%	0%	0%	60%

Palau	0%	0%	0%	0%	0%	0%	0%	0%	0%	0%	0%	0%	0%	0%	0%	0%	0%	0%	0%	0%	30%	0%	0%	0%
Papua New Guinea	50%	100%	50%	50%	0%	100%	50%	50%	30%	50%	0%	30%	0%	50%	50%	30%	0%	0%	0%	0%	0%	0%	0%	0%
Philippines	0%	100%	0%	0%	0%	50%	100%	50%	60%	50%	50%	30%	0%	50%	50%	100%	0%	0%	0%	0%	30%	0%	0%	0%
Republic of Korea	100%	100%	50%	100%	0%	50%	50%	100%	80%	100%	100%	80%	0%	100%	100%	80%	100%	60%	50%	100%	0%	0%	80%	80%
Samoa	0%	0%	0%	0%	0%	0%	0%	0%	30%	0%	0%	70%	0%	0%	0%	0%	0%	0%	0%	0%	50%	0%	0%	0%
Singapore	100%	100%	100%	100%	100%	100%	100%	100%	100%	100%	100%	100%	100%	100%	100%	100%	100%	100%	100%	100%	100%	0%	0%	0%
Solomon Islands	0%	0%	0%	0%	0%	0%	0%	0%	30%	0%	0%	70%	0%	0%	0%	0%	0%	0%	0%	0%	0%	0%	0%	0%
Sri Lanka	100%	100%	100%	100%	0%	100%	40%	50%	50%	40%	100%	70%	0%	50%	50%	50%	40%	40%	30%	80%	0%	0%	30%	30%
Thailand	100%	100%	100%	100%	70%	100%	50%	100%	60%	60%	100%	80%	100%	100%	60%	20%	20%	0%	0%	100%	10%	10%	20%	20%
Timor Leste	0%	0%	0%	0%	0%	0%	0%	0%	0%	0%	0%	30%	0%	0%	0%	0%	0%	0%	0%	0%	0%	0%	0%	0%
Tonga	0%	100%	0%	0%	0%	0%	0%	0%	30%	0%	0%	70%	0%	0%	100%	0%	0%	0%	0%	0%	50%	0%	0%	0%
Vanuatu	0%	0%	0%	0%	0%	0%	0%	0%	30%	0%	0%	70%	0%	0%	0%	0%	0%	0%	0%	0%	50%	0%	0%	0%
Viet Nam	100%	100%	100%	100%	70%	100%	100%	60%	70%	80%	100%	100%	100%	80%	100%	80%	70%	60%	40%	80%	0%	0%	0%	0%
USA	100%	100%	100%	100%	0%	100%	50%	50%	80%	100%	100%	40%	0%	50%	50%	60%	100%	100%	100%	100%	100%	0%	0%	90%
France	0%	100%	0%	0%	0%	0%	0%	0%	80%	0%	0%	100%	0%	0%	100%	100%	0%	0%	0%	0%	80%	0%	0%	10%
	<b>55%</b>	<b>67%</b>	<b>49%</b>	<b>51%</b>	<b>11%</b>	<b>54%</b>	<b>48%</b>	<b>44%</b>	<b>48%</b>	<b>46%</b>	<b>52%</b>	<b>62%</b>	<b>17%</b>	<b>35%</b>	<b>52%</b>	<b>42%</b>	<b>29%</b>	<b>39%</b>	<b>25%</b>	<b>53%</b>	<b>6%</b>	<b>3%</b>	<b>17%</b>	

**Phase 1**

1 Developed policy and enacted primary legislation and supporting regulations for Annex 4 and Annex 15 SARPS, and PANS-AIM Procedures including:

- 1a establishment of an organizational structure for the safety oversight of aeronautical information service providers;
- 1b requirements for monitoring of differences from Annex 4 and Annex 15 SARPS;
- 1c Requirements for aeronautical information/data originators;
- 1d Requirement for AIS quality management systems and processes to be established by all entities in the end-to-end AIS data chain.

2 Ensured National ATM Plans include implementation planning for each of the performance expectations of the Regional Plan for Collaborative AIM.

3 Established AIS either as a separate entity within, or separated from the civil aviation administration.

4 Developed competency requirements for AIS personnel, including English language proficiency requirements, supported by a program of regular performance assessment.

5 Established regular programs of engagement with all stakeholders.

6 Established quality management processes for aeronautical information.

7 Established formal agreements between AIS providers and aeronautical data originators.

8 Provided full access to relevant ICAO Annexes and Documents to all personnel having responsibility for the reception, management, publication and/or distribution of aeronautical information and aeronautical data.

9 Ensured compliance of all aeronautical products with common reference systems WGS-84, MSL/EGM-96 and UTC

**Phase 2**

10 Adapted policy, primary legislation and supporting regulations to support digital data sets of aeronautical information and associated products

11 Adapted training, competency and performance assessment of AIS personnel for digital data sets and eAIP

12 Implemented and maintained quality management systems encompassing all functions of the AIS

13 Established and maintained digital databases of aeronautical information (PANS-AIM Appendix 1)

14 Managed terrain, obstacle and aerodrome mapping data through the establishment of:

- 14a a terrain database, from which terrain data sets conforming with Annex 15 Section 5.3.3.3 may be generated

- 14b an obstacle database, from which obstacle data sets conforming with Annex 15 Section 5.3.3.4 may be generated
- 14c an aerodrome mapping database, from which aerodrome mapping data sets conforming with Annex 15 Section 5.3.4 may be generated
- 15 Implemented internet-accessible electronic AIP generated from digital database of aeronautical information

**Phase 3**

- 16 Adapted policy, primary legislation and supporting regulations to support automated exchange of aeronautical data
- 17 Adapted competency development and performance assessment of AIS personnel to support the automated exchange of aeronautical data and production of electronic charts and digital NOTAM.
- 18 Commenced aeronautical information exchange through digital data sets, digital NOTAM, integrated briefing and electronic charts

Color Code:

**Green** - Increased implementation

**Red** - Decreased implementation