

Vaccination Report – 28 Sep 2021

1. Vaccine Implementation

- WHO's Emergency Use Listing(EUL) Vaccines (Last Updated 19 August 2021)

	Manufacturer	Name of Vaccine	NRA of Record	Vaccine type
1	Pfizer-BioNTech (US)	BNT162b2	EMA/USFDA	mRNA
2	AstraZeneca (UK)	ChAdOx1 (AZS1222)	EMA/ MFDS KOREA/ Japan MHLW/PMDA/ Australia TGA	Non ReplicatingViral vector
3	Serum Institute of India (India)	Covishield (ChAdOx1_nCoV-19)	DCGI	Non Replicating Viral Vector
4	Johnson &Johnson (US)	Ad26.CoV2.S	EMA	Non ReplicatingViral vector
5	Moderna (US)	mRNA-1273	EMA/USFDA	mRNA
6	Sinopharm Beijing (China)	BBIBP-CorV	NMPA	Inactivated virus (Vero Cells)
7	Sinovac (China)	SARS-CoV-2 Vaccine	NMPA	Inactivated virus (Vero Cell)

- **22** Vaccines Approved by at Least One Country

Vaccine Type	mRNA	Non Replicating Viral vector	Inactivated virus	Protein Subunit	DNA	Total
In Use	3	6	8	4	1	22

Source: <https://covid19.trackvaccines.org/vaccines/> (Last Updated 24 Sep 2021)

- Vaccination against COVID-19 has now started in **217** locations

(Source: Our World in Data.Last Updated 27 Sep 2021)

Location	Doses given	Fully vaccinated (% of population)	At least 1 dose (% of population)
Worldwide	6.18 billion	2.59 billion (32.86%)	3.52 billion (44.74%)

About this data:

a: This data changes rapidly and might not reflect doses still being reported. It may differ from other sites & sources.

b: Where data for full vaccinations is available, it shows how many people have received at least 1 dose and how many people have been fully vaccinated (which may require more than 1 dose). Where data for full vaccinations isn't available, the data shows the total number of vaccine doses given to people. Since some vaccines require more than 1 dose, the number of fully vaccinated people is likely lower.

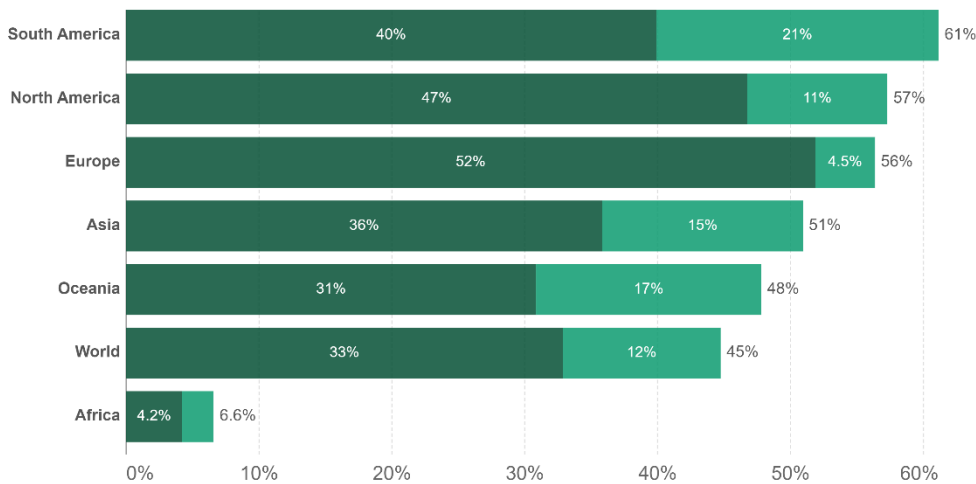
c: It only has full vaccination totals in some locations.

Share of people vaccinated against COVID-19, Sep 27, 2021



Alternative definitions of a full vaccination, e.g. having been infected with SARS-CoV-2 and having 1 dose of a 2-dose protocol, are ignored to maximize comparability between countries.

■ Share of people fully vaccinated against COVID-19 ■ Share of people only partly vaccinated against COVID-19

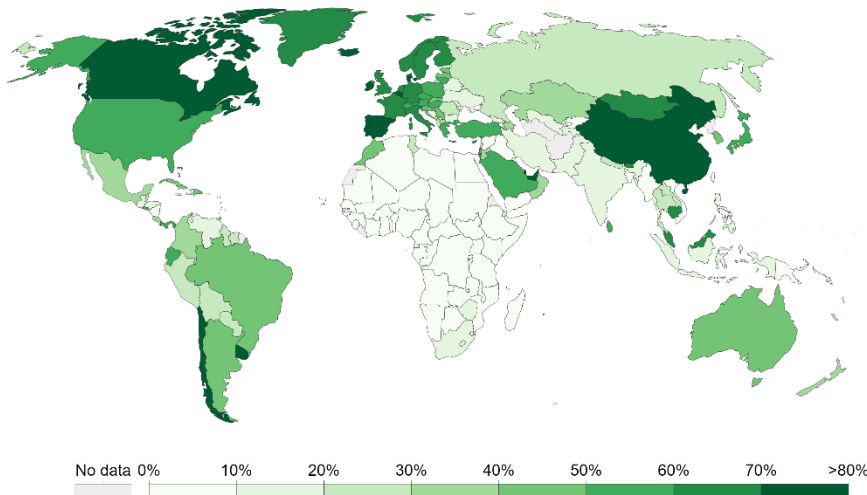


Source: Official data collated by Our World in Data. This data is only available for countries which report the breakdown of doses administered by first and second doses in absolute numbers.
CC BY

Share of the population fully vaccinated against COVID-19



Total number of people who received all doses prescribed by the vaccination protocol, divided by the total population of the country.

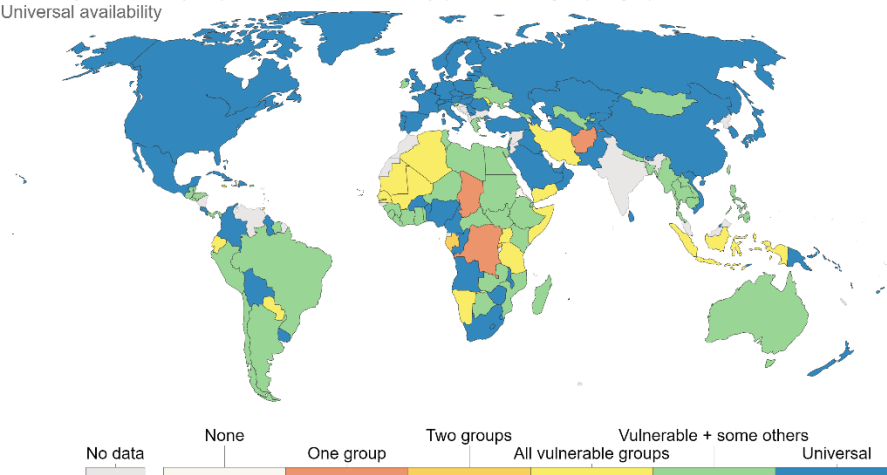


Source: Official data collated by Our World in Data – Last updated 28 September 2021, 11:00 (London time)
Note: Alternative definitions of a full vaccination, e.g. having been infected with SARS-CoV-2 and having 1 dose of a 2-dose protocol, are ignored to maximize comparability between countries.
OurWorldInData.org/coronavirus • CC BY

COVID-19 vaccination policy

This metric records policies for vaccine delivery for different groups.

- Availability for ONE of following: key workers/ clinically vulnerable groups / elderly groups
- Availability for TWO of following: key workers/ clinically vulnerable groups / elderly groups
- Availability for ALL of following: key workers/ clinically vulnerable groups / elderly groups
- Availability for all three plus partial additional availability (select broad groups/ages)
- Universal availability



Source: Oxford COVID-19 Government Response Tracker, Blavatnik School of Government, University of Oxford – Last updated 28 September 2021, 09:12 (London time)
OurWorldInData.org/coronavirus • CC BY

2. Vaccine effectiveness against symptomatic infection for Alpha and Delta variants

Vaccine Status	Vaccine Effectiveness	
	Alpha	Delta
1 Dose (BNT162b2 or ChAdOx1 nCoV-19)	48.7% (95%CI: 45.5-51.7%) ¹ 66%(BNT162b2) ⁴ 64% (ChAdOx1) ⁴	30.7% (95%CI: 25.2-35.7%) ¹ 56%(BNT162b2) ⁴ 67%(ChAdOx1) ⁴
1 Dose (mRNA-1273)	83% ⁴	72% ⁴
1 Dose (Sinopharm or Sinovac)	Unknown	13.8%, (95%CI: -60.2-54.8%) ³
2 Doses (BNT162b2)	93.7% (95%CI: 91.6-95.3) ¹ 76% (95%CI: 69-81%) ² 89% ⁴	88% (95%CI: 85.3-90.1%) ¹ 42% (95% CI: 13-62%) ² 87% ⁴
2 Doses (ChAdOx1 nCoV-19)	74.5% (95%CI: 68.4-79.4%) ¹	67.0% (95%CI: 61.3-71.8%) ¹
2 Doses (mRNA-1273)	86%, (95%CI: 81-90.6%) ²	76%, (95% CI: 58-87%) ²
2 Doses (Sinopharm or Sinovac)	Unknown	59.0%, (95%CI: 16.0-81.6%) ³

References:

- 1) [Effectiveness of Covid-19 Vaccines against the B.1.617.2 \(Delta\) Variant](#)
- 2) [Comparison of two highly-effective mRNA vaccines for COVID-19 during periods of Alpha and Delta variant prevalence](#)
- 3) [Efficacy of inactivated SARS-CoV-2 vaccines against the Delta variant infection in Guangzhou: A test-negative case-control real-world study](#)
- 4) [Effectiveness of COVID-19 vaccines against variants of concern in Ontario, Canada](#)

3. Latest Relevant Articles

- [High affinity memory B cells induced by SARS-CoV-2 infection produce more plasmablasts and atypical memory B cells than those primed by mRNA vaccines](#)
- [Transmission of SARS-CoV-2 Delta Variant Among Vaccinated Healthcare Workers, Vietnam](#)

4. Other Information

- [CDC: Effectiveness of BNT162b2 Vaccine in Adolescents during Outbreak of SARS-CoV-2 Delta Variant Infection, Israel, 2021](#)
- [CDC: Safety Monitoring of an Additional Dose of COVID-19 Vaccine — United States, August 12–September 19, 2021](#)
- [Transition to endemicity: Understanding COVID-19](#)