

Vaccination Report – 7 Sep 2021

1. Vaccine Implementation

- WHO's Emergency Use Listing(EUL) Vaccines (Last Updated 19 August 2021)

	Manufacturer	Name of Vaccine	NRA of Record	Vaccine type
1	Pfizer-BioNTech (US)	BNT162b2	EMA/USFDA	mRNA
2	AstraZeneca (UK)	ChAdOx1 (AZS1222)	EMA/ MFDS KOREA/ Japan MHLW/PMDA/ Australia TGA	Non ReplicatingViral vector
3	Serum Institute of India (India)	Covishield (ChAdOx1_nCoV-19)	DCGI	Non Replicating Viral Vector
4	Johnson &Johnson (US)	Ad26.CoV2.S	EMA	Non ReplicatingViral vector
5	Moderna (US)	mRNA-1273	EMA/USFDA	mRNA
6	Sinopharm Beijing (China)	BBIBP-CorV	NMPA	Inactivated virus (Vero Cells)
7	Sinovac (China)	SARS-CoV-2 Vaccine	NMPA	Inactivated virus (Vero Cell)

- **22** Vaccines Approved by at Least One Country

Vaccine Type	mRNA	Non Replicating Viral vector	Inactivated virus	Protein Subunit	DNA	Total
In Use	3	6	8	4	1	22

Source: <https://covid19.trackvaccines.org/vaccines/> (Last Updated 3 Sep 2021)

- Vaccination against COVID-19 has now started in **217** locations

(Source: Our World in Data.Last Updated 6 Sep, 2021)

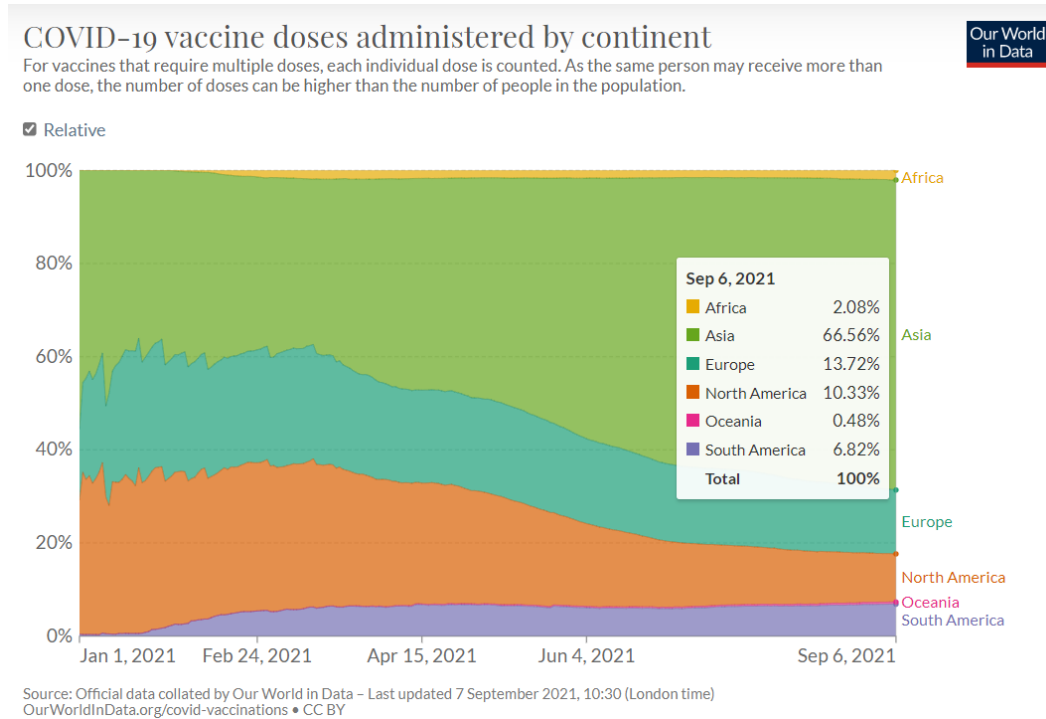
Location	Doses given	Fully vaccinated (% of population)	At least 1 dose (% of population)
Worldwide	5.52 billion	2.19 billion (27.86%)	3.20 billion (40.58%)

About this data:

a: This data changes rapidly and might not reflect doses still being reported. It may differ from other sites & sources.

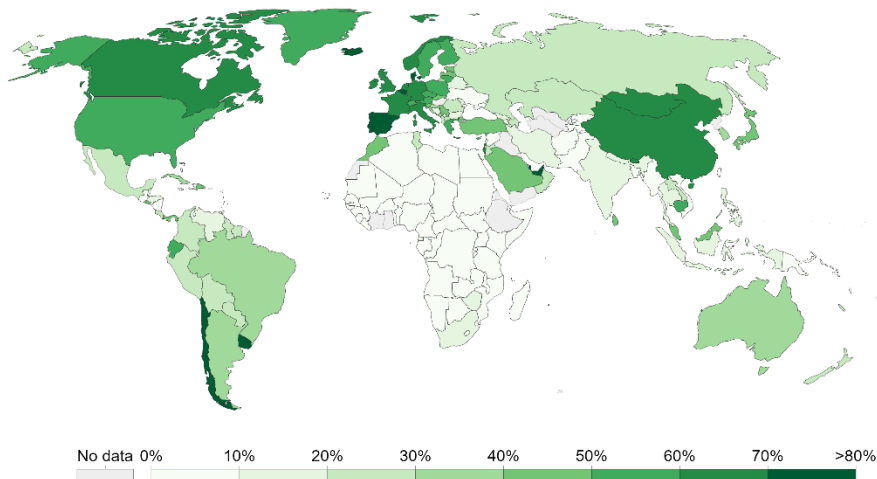
b: Where data for full vaccinations is available, it shows how many people have received at least 1 dose and how many people have been fully vaccinated (which may require more than 1 dose). Where data for full vaccinations isn't available, the data shows the total number of vaccine doses given to people. Since some vaccines require more than 1 dose, the number of fully vaccinated people is likely lower.

c: It only has full vaccination totals in some locations.



Share of the population fully vaccinated against COVID-19

Total number of people who received all doses prescribed by the vaccination protocol, divided by the total population of the country.



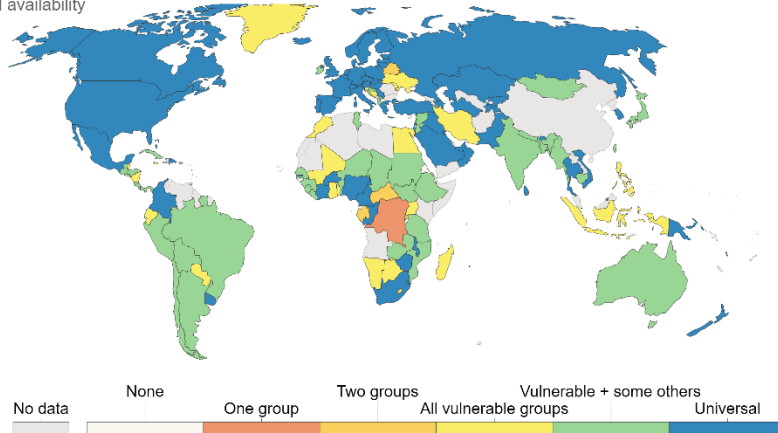
Source: Official data collated by Our World in Data – Last updated 7 September 2021, 10:30 (London time)
Note: Alternative definitions of a full vaccination, e.g. having been infected with SARS-CoV-2 and having 1 dose of a 2-dose protocol, are ignored to maximize comparability between countries.
OurWorldInData.org/coronavirus • CC BY

COVID-19 Vaccination Policy



This metric records policies for vaccine delivery for different groups.

- Availability for ONE of following: key workers/ clinically vulnerable groups / elderly groups
- Availability for TWO of following: key workers/ clinically vulnerable groups / elderly groups
- Availability for ALL of following: key workers/ clinically vulnerable groups / elderly groups
- Availability for all three plus partial additional availability (select broad groups/ages)
- Universal availability



Source: Hale, Angrist, Goldszmidt, Kira, Petherick, Phillips, Webster, Cameron-Blake, Hallas, Majumdar, and Tatlow (2021). "A global panel database of pandemic policies (Oxford COVID-19 Government ResponseTracker)." *Nature Human Behaviour*. – Last updated 7 September 2021, 11:50 (London time)
OurWorldInData.org/coronavirus • CC BY

2. Vaccine effectiveness against symptomatic infection for Alpha and Delta variants

Vaccine Status	Vaccine Effectiveness	
	Alpha	Delta
1 Dose (BNT162b2 or ChAdOx1 nCoV-19)	48.7% (95%CI: 45.5-51.7%) ¹ 66%(BNT162b2) ⁴ 64% (ChAdOx1) ⁴	30.7% (95%CI: 25.2-35.7%) ¹ 56%(BNT162b2) ⁴ 67%(ChAdOx1) ⁴
1 Dose (mRNA-1273)	83% ⁴	72% ⁴
1 Dose(Sinopharm or Sinovac)	Unknown	13.8%,(95%CI: -60.2-54.8%) ³
2 Doses (BNT162b2)	93.7% (95%CI: 91.6-95.3) ¹ 76% (95%CI: 69-81%) ² 89% ⁴	88% (95%CI: 85.3-90.1%) ¹ 42% (95% CI: 13-62%) ² 87% ⁴
2 Doses (ChAdOx1 nCoV-19)	74.5% (95%CI: 68.4-79.4%) ¹	67.0% (95%CI: 61.3-71.8%) ¹
2 Doses (mRNA-1273)	86%, (95%CI: 81-90.6%) ²	76%, (95% CI: 58-87%) ²
2 Doses(Sinopharm or Sinovac)	Unknown	59.0%, (95%CI: 16.0-81.6%) ³

References:

- 1) [Effectiveness of Covid-19 Vaccines against the B.1.617.2 \(Delta\) Variant](#)
- 2) [Comparison of two highly-effective mRNA vaccines for COVID-19 during periods of Alpha and Delta variant prevalence](#)
- 3) [Efficacy of inactivated SARS-CoV-2 vaccines against the Delta variant infection in Guangzhou: A test-negative case-control real-world study](#)
- 4) [Effectiveness of COVID-19 vaccines against variants of concern in Ontario, Canada](#)

3. Latest Relevant Articles

- [The prevalence of adaptive immunity to COVID-19 and reinfection after recovery, a comprehensive systematic review and meta-analysis of 12 011 447 individuals](#)
- [Surveillance for Adverse Events After COVID-19 mRNA Vaccination](#)
- [SARS-CoV-2 B.1.617.2 Delta variant replication and immune evasion](#)
- [Effectiveness of the BNT162b2 mRNA COVID-19 vaccine in pregnancy](#)

4. Other Information

- [The Government of Canada allows fully vaccinated foreign nationals meeting the conditions to enter Canada for discretionary \(non-essential\) purposes starting on September 7, 2021.](#)