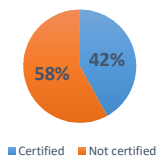


AERODROME ANNEX 14 IMPLEMENTATION IN AFI REGION- JULY 2025

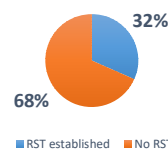
STATE/TERRITORY	No of INT AERODROMES (Att A_AFI eANP-Table AOP I-1)	RESPONSIBLE BODY	AERODROME CERTIFICATION STATUS			RST ESTABLISHMENT STATUS			GRF IMPLEMENTATION STATUS			PCR IMPLEMENTATION STATUS		
			Certified	Not Certified	% of implementation	RST	NO RST	% Implementation	GRF Implemented	Not implemented	% GRF implementation	PCR Implemented	Not implemented	% PCR implementation
WACAF	54		18	36	33.33333333	16	38	29.6296296	25	29	46.2962963	1	53	1.851851852
Benin	1		1	0	100.00	1	0	100.00	1	0	100.00	1	0	100.00
Burkina Faso	2		1	1	50.00	1	1	50.00	2	0	100.00	0	2	0.00
Cameroon	5		1	4	20.00	2	3	40.00	2	3	40.00	0	5	0.00
Cape Verde	2		2	0	100.00	2	0	100.00	2	0	100.00	0	2	0.00
Central African Republic	2		0	2	0.00	0	2	0.00	1	1	50.00	0	2	0.00
Chad	1		0	1	0.00	0	1	0.00	1	0	100.00	0	1	0.00
Congo	2		1	1	50.00	2	0	100.00	2	0	100.00	0	2	0.00
Cote d'Ivoire	1		1	0	100.00	1	0	100.00	1	0	100.00	0	1	0.00
Democratic Republic of Congo	5		0	5	0.00	0	5	0.00	0	5	0.00	0	5	0.00
Equatorial Guinea	1		0	1	0.00	0	1	0.00	0	1	0.00	0	1	0.00
Gabon	3		1	2	33.33	1	2	33.33	3	0	100.00	0	3	0.00
Gambia	1		0	1	0.00	1	0	100.00	0	1	0.00	0	1	0.00
Ghana	1		1	0	100.00	1	0	100.00	1	0	100.00	0	1	0.00
Guinea	1		0	1	0.00	0	1	0.00	0	1	0.00	0	1	0.00
Guinea-Bissau	1		0	1	0.00	0	1	0.00	1	0	100.00	0	1	0.00
Liberia	1		0	1	0.00	0	1	0.00	1	0	100.00	0	1	0.00
Mali	6		1	5	16.67	1	5	16.67	1	5	16.67	0	6	0.00
Mauritania	5		1	4	20.00	0	5	0.00	1	4	20.00	0	5	0.00
Niger	3		1	2	33.33	1	2	33.33	1	2	33.33	0	3	0.00
Nigeria	5		2	3	40.00	0	5	0.00	0	5	0.00	0	5	0.00
Sao Tome and Principe	1		0	1	0.00	0	1	0.00	0	1	0.00	0	1	0.00
Senegal	2		2	0	100.00	1	1	50.00	2	0	100.00	0	2	0.00
Sierra Leone	1		1	0	100.00	0	1	0.00	1	0	100.00	0	1	0.00
Togo	1		1	0	100.00	1	0	100.00	1	0	100.00	0	1	0.00
ESAF	62		33	29	53.22580645	45	17	72.5806452	44	18	70.9677419	14	48	22.58064516
Angola	1		1	0	100.00	0	1	0.00	1	0	100.00	0	1	0.00
Botswana	4		1	3	25.00	2	2	50.00	3	1	75.00	0	4	0.00
Burundi	1		0	1	0.00	1	0	100.00	1	0	100.00	0	1	0.00
Comoros	2		0	2	0.00	0	2	0.00	0	2	0.00	0	2	0.00
Djibouti	1		0	1	0.00	1	0	100.00	0	1	0.00	0	1	0.00
Eritrea	2		0	2	0.00	0	2	0.00	0	2	0.00	0	2	0.00
Eswatini	1		1	0	100.00	1	0	100.00	1	0	100.00	0	1	0.00
Ethiopia	4		3	1	75.00	4	0	100.00	4	0	100.00	0	4	0.00
Kenya	3		1	2	33.33	3	0	100.00	3	0	100.00	3	0	100.00
Lesotho	1		0	1	0.00	0	1	0.00	0	1	0.00	0	1	0.00
Madagascar	5		2	3	40.00	4	1	80.00	4	1	80.00	0	5	0.00
Malawi	2		0	2	0.00	1	1	50.00	0	2	0.00	0	2	0.00
Mauritius	1		1	0	100.00	1	0	100.00	1	0	100.00	0	1	0.00
Mozambique	3		2	1	66.67	3	0	100.00	2	1	66.67	0	3	0.00
Namibia	2		2	0	100.00	2	0	100.00	2	0	100.00	0	2	0.00
Rwanda	1		1	0	100.00	1	0	100.00	1	0	100.00	0	1	0.00
Seychelles	1		0	1	0.00	0	1	0.00	1	0	100.00	0	1	0.00
Somalia	5		0	5	0.00	0	5	0.00	0	5	0.00	0	5	0.00
South Africa	10		10	0	100.00	10	0	100.00	10	0	100.00	10	0	100.00
South Sudan	1		0	1	0.00	0	1	0.00	0	1	0.00	0	1	0.00
Uganda	1		1	0	100.00	1	0	100.00	1	0	100.00	1	0	100.00
Tanzania	3		2	1	66.67	3	0	100.00	3	0	100.00	0	3	0.00
Zambia	4		3	1	75.00	4	0	100.00	3	1	75.00	0	4	0.00
Zimbabwe	3		2	1	66.67	3	0	100.00	3	0	100.00	0	3	0.00
TOTAL (WACAF/ESAF)	116		51	65	43.96551724	61	55	52.5862069	69	47	59.4827586	15	101	23.07692308

Certification	Certified	Not certified	RST established	No RST	GRF implemented	GRF not implemented	States	Nb states	States no ce %	States no certif
	50	69	37.00	80	46	71	ESAF	24	10	0.41666667
							WACAF	24	9	0.375
							ESAF&WACA	48	19	0.395833333

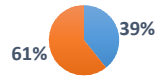
CERTIFICATION STATUS ESAF & WACAF



RST ESTABLISHMENT STATUS



GRF IMPLEMENTATION STATUS



■ GRF implemented ■ GRF not implemented