

# AMHS Implementation Workshop 2013

## FAA Cutover and Transition Process

**Dominican Republic  
September 24-26, 2013**



**Federal Aviation  
Administration**



# Cutover and Transition Process – Key Issues

- ✓ Connection during Interop Test
- ✓ Connection after Interop Test
- ✓ AMHS Cutover
- ✓ Cutover Procedure
- ✓ AFTN-AMHS Dual Feed



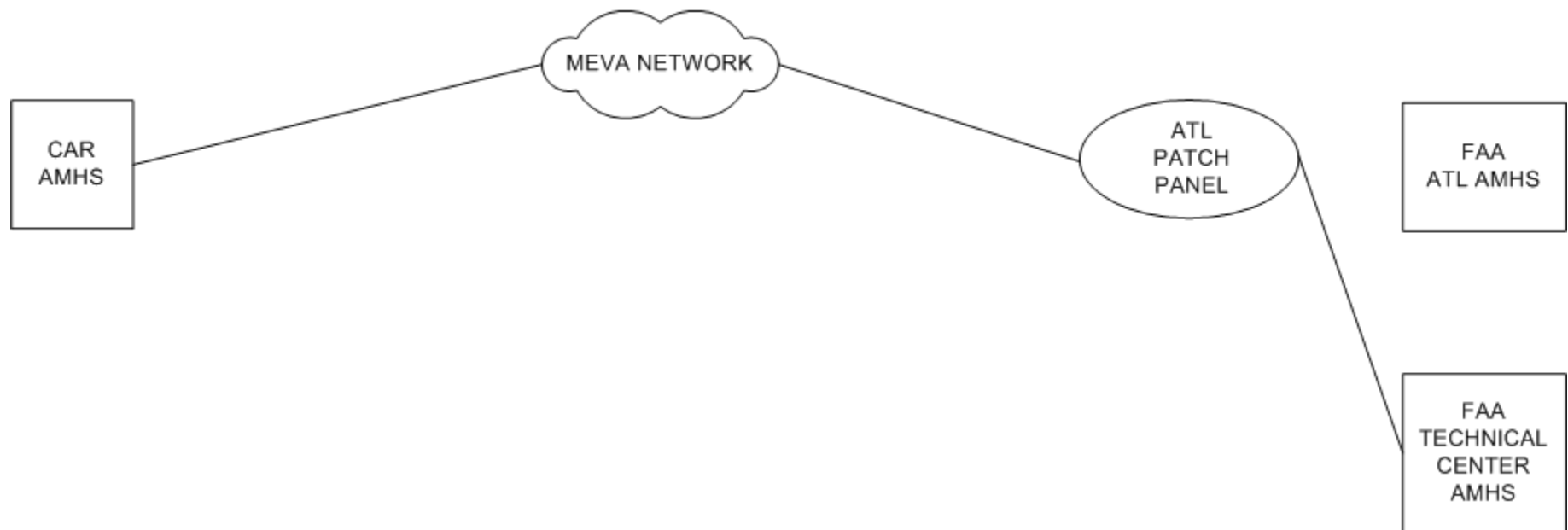
## Connection During Interop Test

- ✓ During Interoperability Testing, the pre-operational circuit is bridged from the Atlanta Operational Center to the Atlantic City Test Center.
- ✓ Allows much of the operational circuit to be used during test.
  - Testing does not require an additional circuit
  - Majority of network connectivity is verified



# Connection During Interop Test

✓ Connection is with FAA's test AMHS system



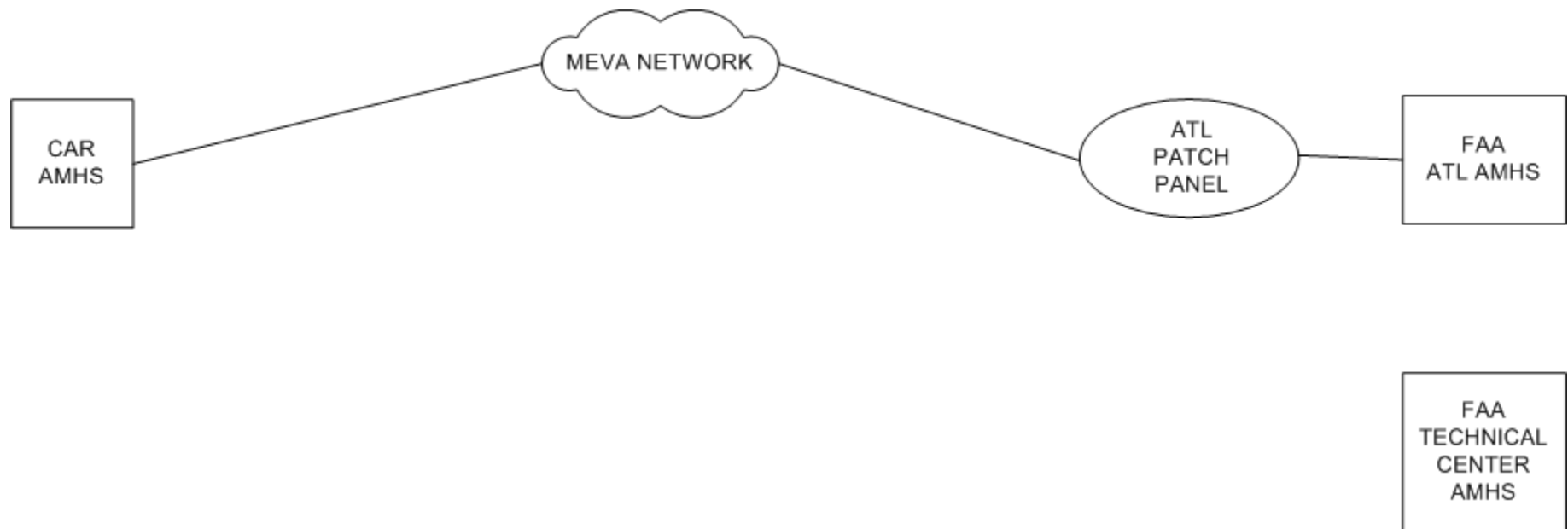
## Connection After Interop Test

- ✓ Following the conclusion of Interoperability Test, the bridge is removed and the circuit is established with Atlanta Operational Center.
- ✓ Some additional network testing is required.
  - This is done shortly before cutover
  - Requires participation from
    - AMHS representatives from both countries
    - Network technicians from both countries
    - Telecom vendor
- ✓ End-to-end connectivity is verified.



# Connection After Interop Test

- ✓ Connection is with FAA ATL Operational AMHS system



# AMHS Operational Cutover

- ✓ So, where are we?
  - Interoperability testing complete
  - Circuit validated from end-to-end
  
- ✓ Then what's left?
  - Cutover of operational AMHS systems
  
- ✓ What does that involve?
  - Let's see.....



# AMHS Operational Cutover

What do we mean by “Cutover” in this context?

- ✓ The migration of operational AFTN to operational AMHS between two states
- ✓ The FAA has been using a phased approach for this process, and have found it to be a useful and safe method of transition (more on that shortly)





# AMHS Cutover Procedure

## ✓ AMHS Cutover Procedure

- A detailed procedure that defines the steps involved in making the AMHS connection active
- Initial draft is provided by FAA; subsequent development is bi-lateral
- Developing the procedure has been ongoing for quite a while, most likely begun while interop test is in progress
- Drills down to a very detailed level of action and expected response (crucial, since dealing with operational data)



# AFTN-AMHS Dual Feed

## ✓ AFTN-AMHS Dual Feed

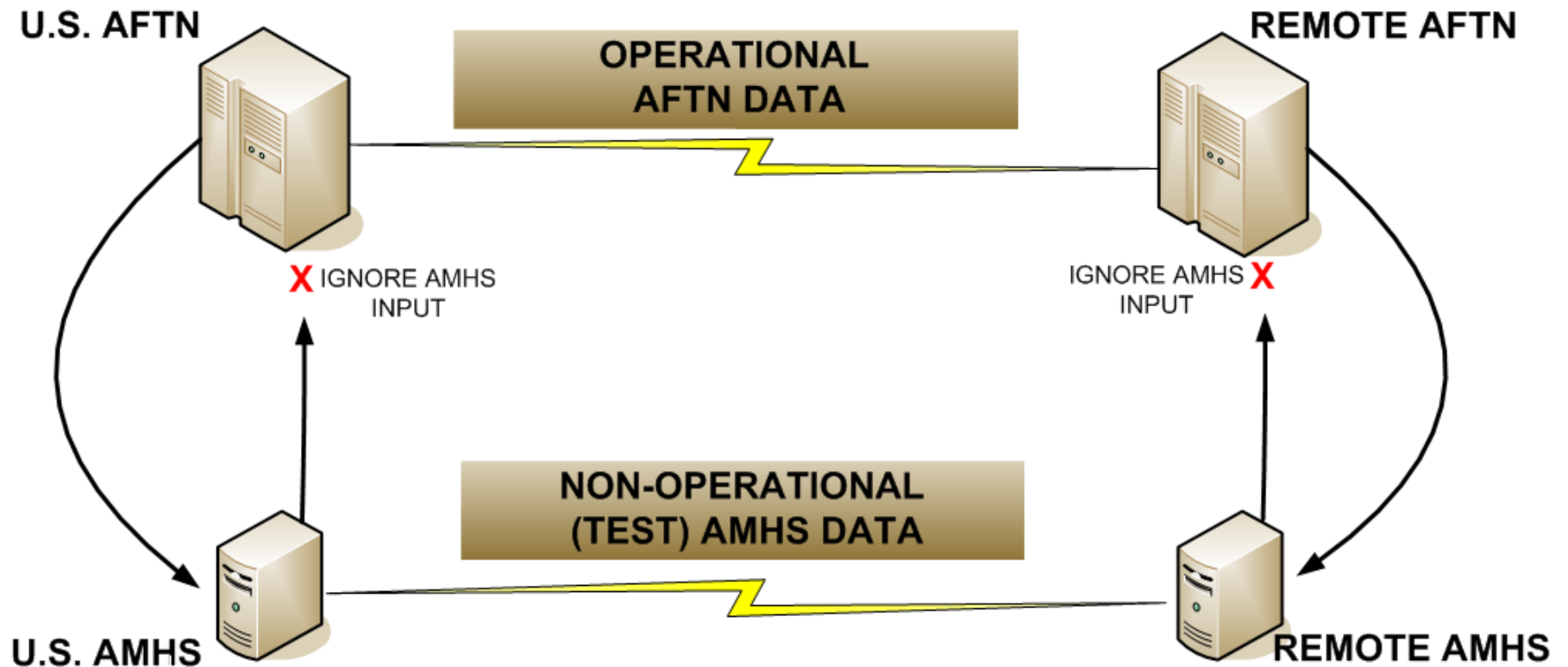
- A two phased approach to achieving operational AMHS cutover
- Phase 1
  - AFTN data continues as the operational data
  - AFTN data is also sent to AMHS via AMHS Gateway
  - This AMHS data is sent to remote AMHS, but the data is discarded upon receipt
- Phase 2
  - Operational AFTN data is stopped
  - AMHS data becomes the operational data

# AFTN-AMHS Dual Feed

- ✓ What does Phase 1 Dual Feed look like?
- ✓ Let's see.....



# AFTN-AMHS Dual Feed (Phase 1)



AMHS TRAFFIC WILL NOT ENTER OPERATIONAL AFTN STREAM AT EITHER END ("IGNORED" BY EACH AFTN)

# AFTN-AMHS Dual Feed

## What are the benefits?

- ✓ Provides “operational” exercise of AMHS
- ✓ Allows opportunity for shakeout of
  - AMHS system
  - Addressing information
  - Configuration
- ✓ Training & Troubleshooting
  - Operational staff should treat the AMHS data as “real”, and respond to system events accordingly
  - Troubleshooting procedures can be refined prior to operation

# AFTN-AMHS Dual Feed

## What are the benefits?

- ✓ AMHS feed can be stopped very easily if required
- ✓ Transition to operational AMHS tends to be uneventful after running the dual feed



# AFTN-AMHS Dual Feed

- ✓ What happens when the Phase 1 Dual Feed period is over?
  - The AMHS data becomes the operational message flow
  - This is “Phase 2” in the cutover process
- ✓ How do we get there?
  - Back to the Cutover Procedure: Phase 2 is executed while the Phase 1 dual feed is running
  - Again, a step-by-step process
- ✓ What does it look like now?
  - See next page....

# AFTN-AMHS Dual Feed (Phase 2)

