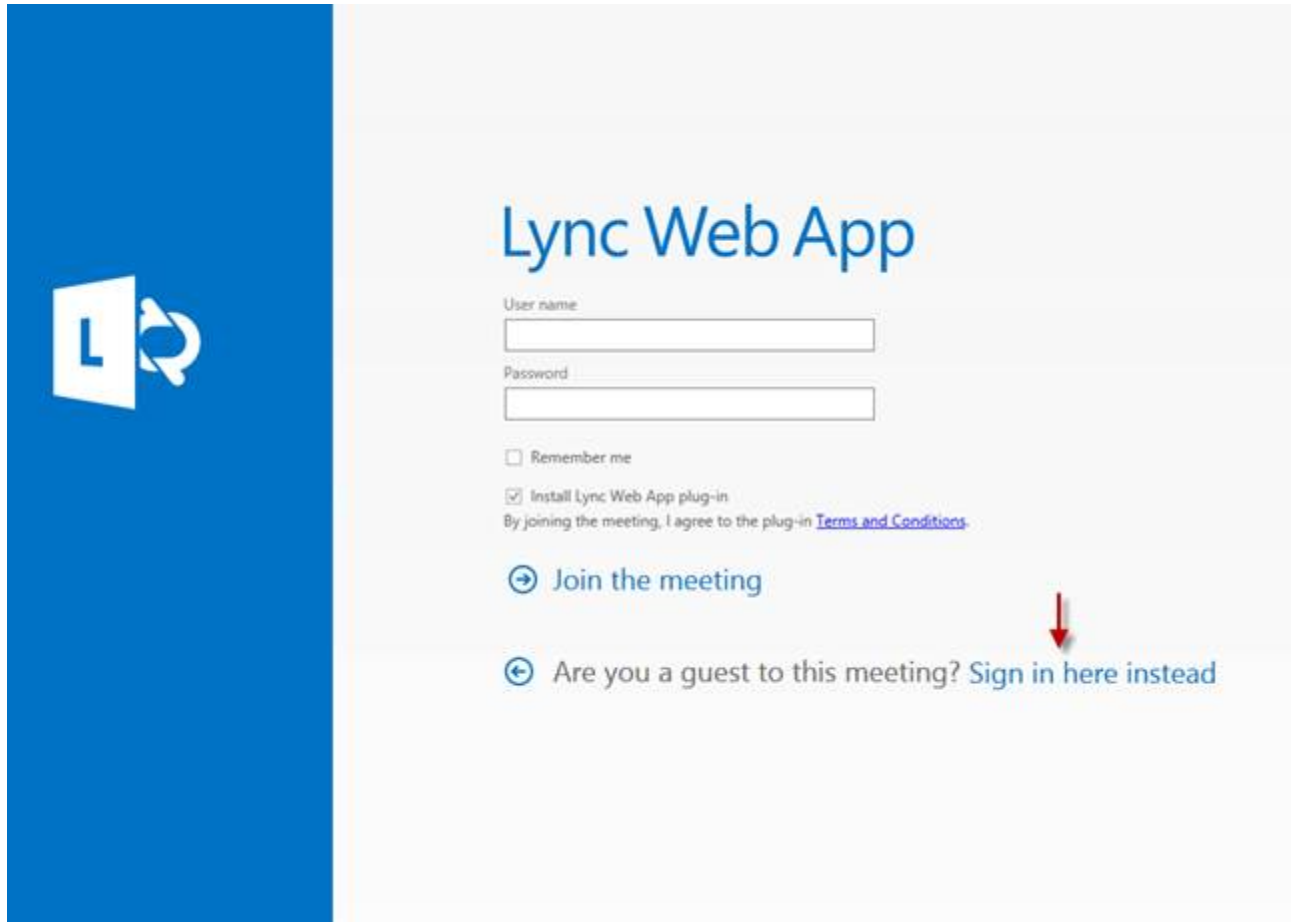


In order to hear the meeting audio, attendees will need some kind of microphone/headset connected to their computer

1. Click on the meeting link
2. Click on “Sign in here instead” to sign in as a guest



Lync Web App

User name

Password

Remember me

Install Lync Web App plug-in
By joining the meeting, I agree to the plug-in [Terms and Conditions](#)

➔ Join the meeting

⬅ Are you a guest to this meeting? [Sign in here instead](#)

3. Type your name, make sure “Install Lync Web app plug-in” is checked and click on “Join the meeting”



Lync Web App

Guest, type your name below

Remember me

Install Lync Web App plug-in

By joining the meeting, I agree to the plug-in [Terms and Conditions](#).

[→ Join the meeting](#) 

[← Sign in if you are from the organizer's company](#)

4. Save and run the Lync Web App plugin installer



Lync Web App

Hi John Smith!

1 Follow your browser instructions

2 Run the file that you downloaded


If the plug-in doesn't start downloading, click here.

[Still having trouble installing?](#)

• [Finish installing the plug-in](#)

Opening LWAPPlugin64BitInstaller.exe

You have chosen to open:

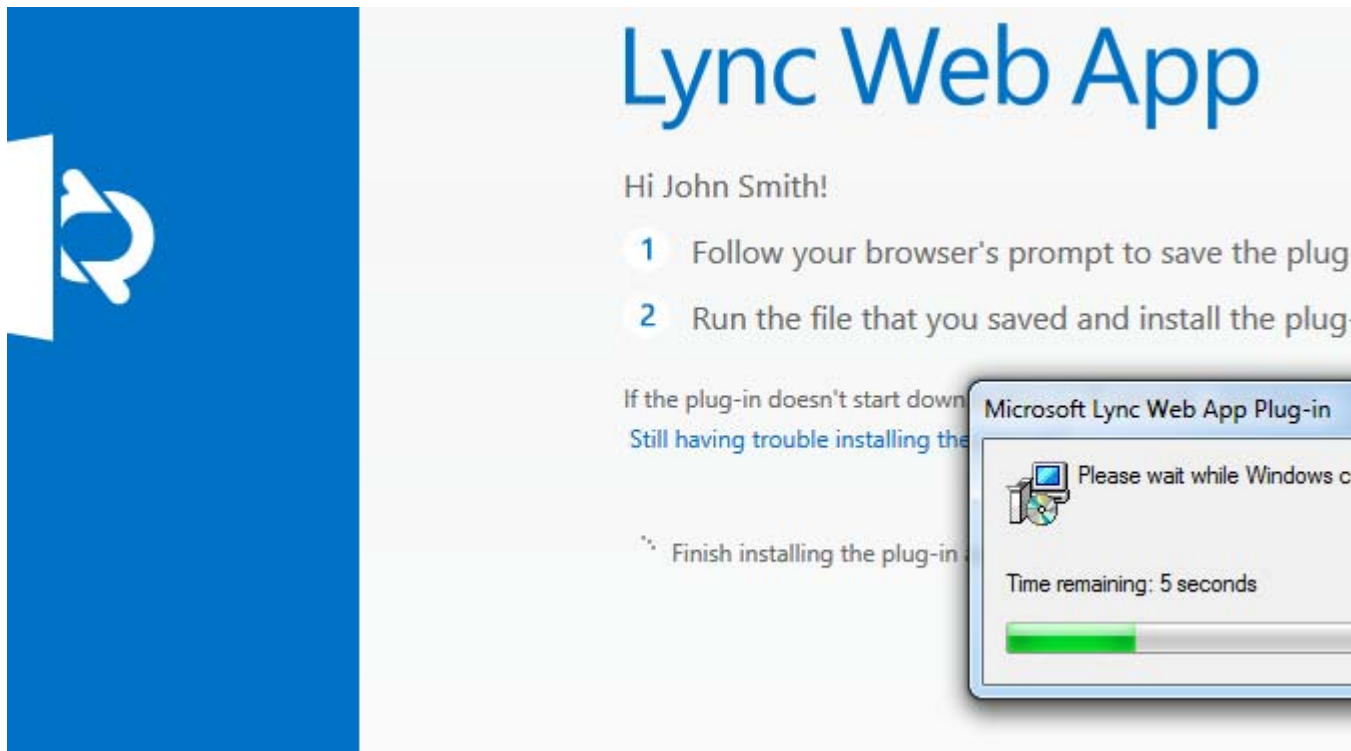
 LWAPPlugin64BitInstaller.exe

which is: Windows Installer Package

from: <https://lync.icaolabs.com>

Would you like to save this file?

5. Wait for the installer to finish running



6. Click on "Allow" if and when presented with the warnings below

