



# SEVENTH MEETING OF THE ICAO MID ATFM TASK FORCE (ATFM TF/7)

**UAE ATFM Activities Update to the ICAO MID ATFM TF**

8-9 FEB 2023

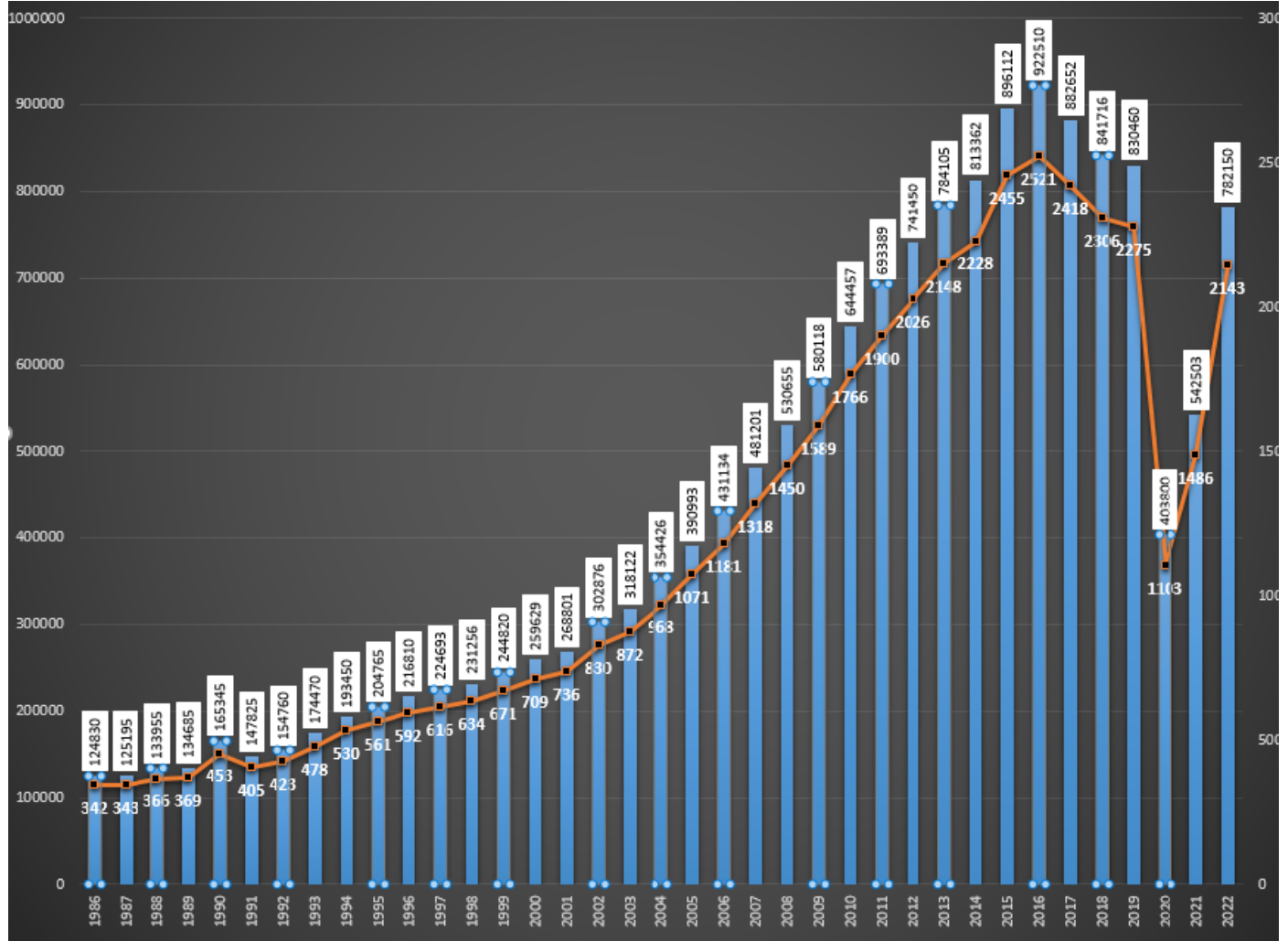


## Introduction

- UAE General Civil Aviation Authority, represented by Sheikh Zayed Air Navigation Centre, is the responsible Area Control Centre (Emirates ACC) for providing Air Traffic Services in the upper airspace of the UAE FIR.
- The ACC Operates 14 dynamic ATC sectors some of which are open only when the feeding sector reaches capacity
- Currently the ACC handles an average of almost 2500 daily movements with the aid of some automated flow tools that can indicate demand/capacity, manage arrivals to the busiest airport and apply a ground delay programme to UAE departures depending on the flow measures applied.



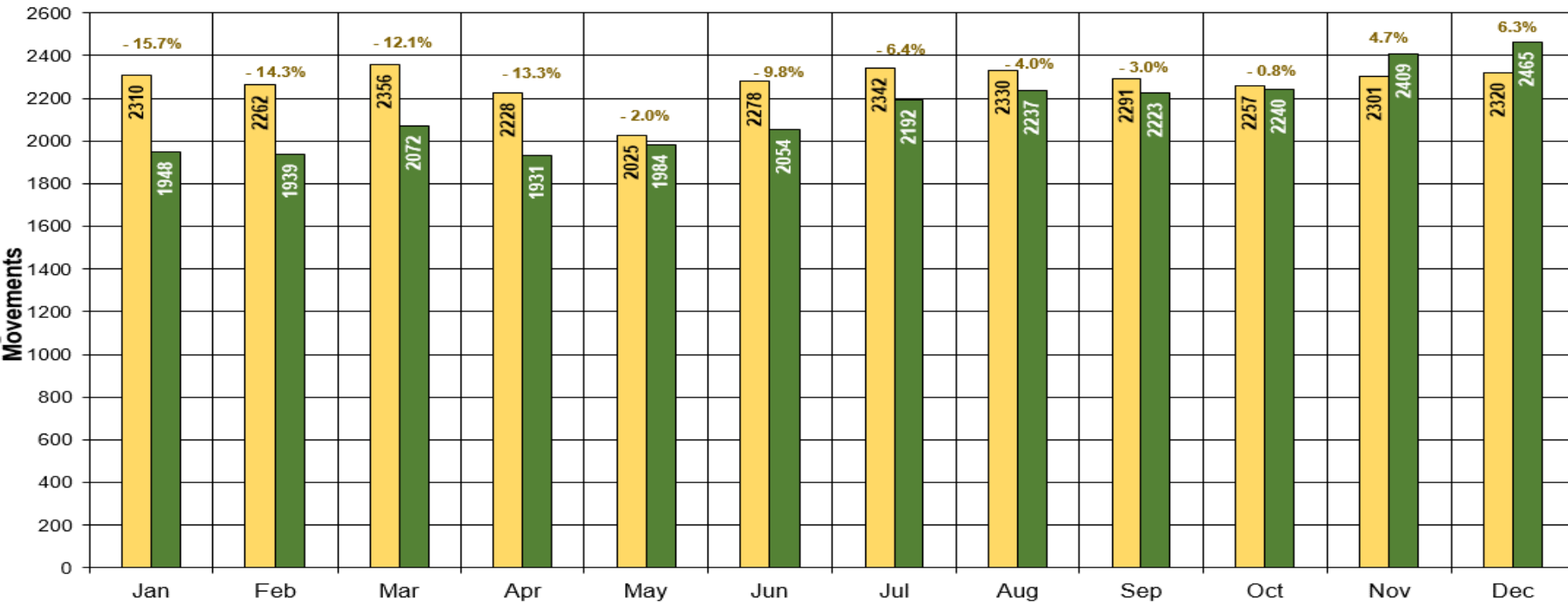
# Traffic Data





# Traffic Data

Daily Average Air Traffic Movements (2019 Vs 2022)



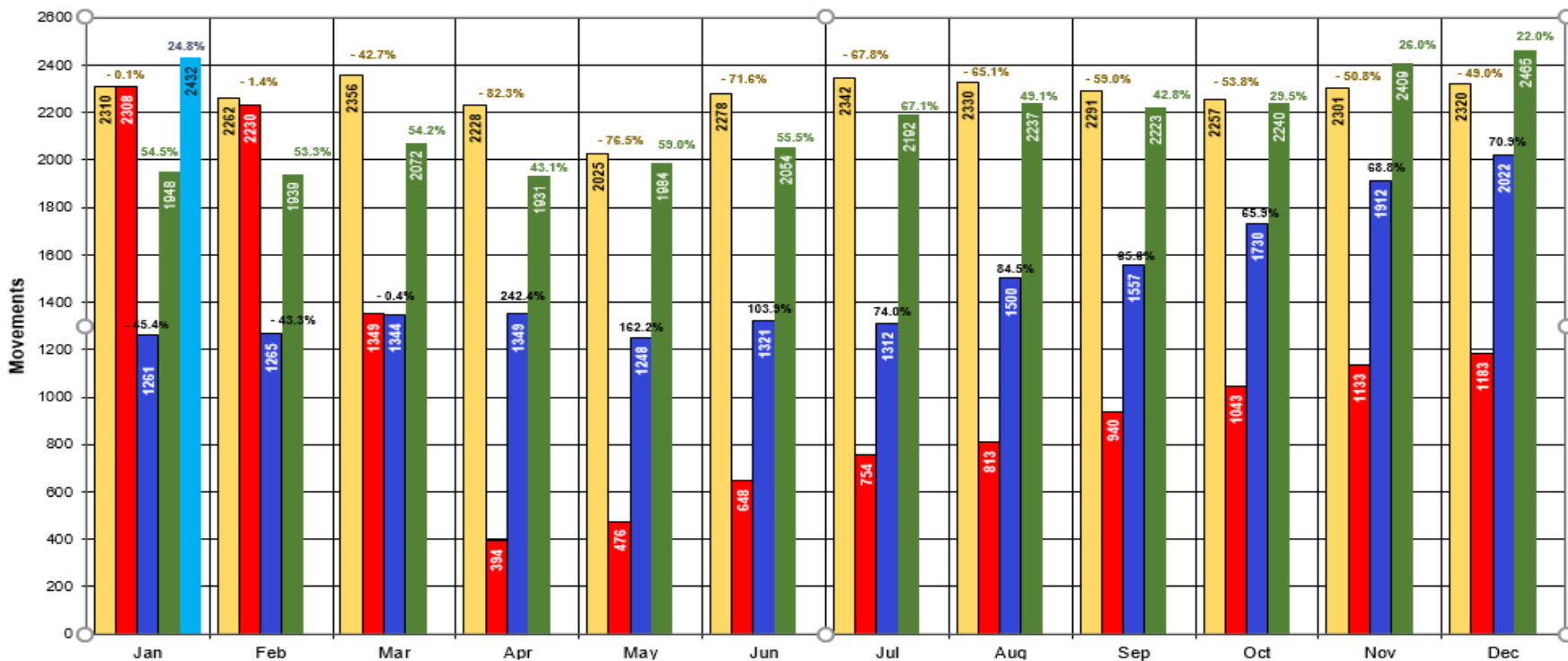
Total monthly movements	Jan 19	Feb 19	Mar 19	Apr 19	May 19	Jun 19	Jul 19	Aug 19	Sep 19	Oct 19	Nov 19	Dec 19
	71613	63330	73042	66852	62775	68350	72617	72225	68739	69971	69022	71924
Total monthly movements	Jan 22	Feb 22	Mar 22	Apr 22	May 22	Jun 22	Jul 22	Aug 22	Sep 22	Oct 22	Nov 22	Dec 22
	60398	54298	64241	57933	61515	61608	67964	69355	66702	69442	72280	76414

■ 2019-Movements
■ 2022-Movements




### Sheikh Zayed Air Navigation Centre

Daily Average Air Traffic Movements (2019-2020-2021-2022-2023)



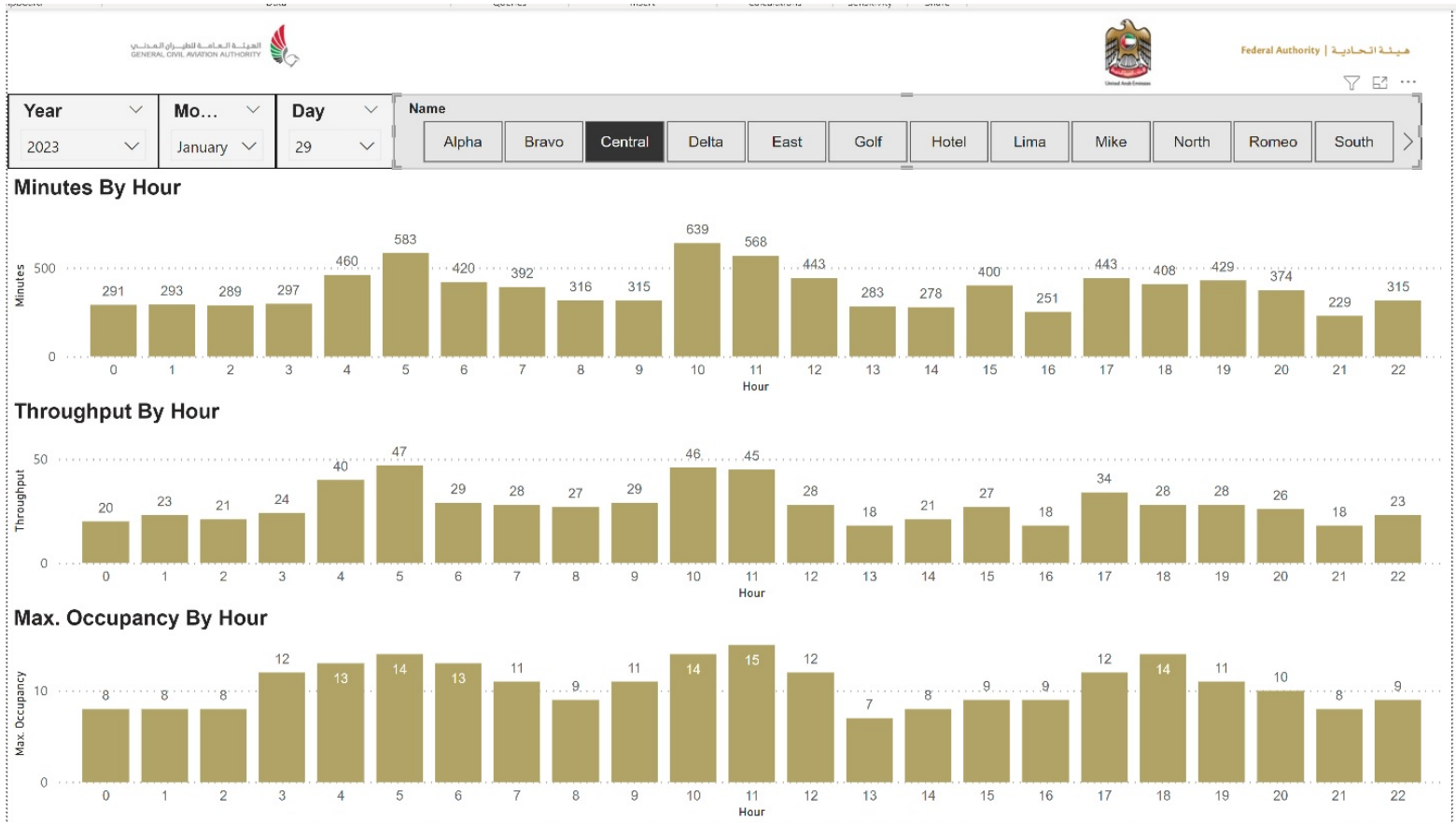
Total monthly movements

Jan-19	Feb-19	Mar-19	Apr-19	May-19	Jun-19	Jul-19	Aug-19	Sep-19	Oct-19	Nov-19	Dec-19
71613	63330	73042	66852	62775	68350	72617	72225	68739	69971	69022	71924
Jan-20	Feb-20	Mar-20	Apr-20	May-20	Jun-20	Jul-20	Aug-20	Sep-20	Oct-20	Nov-20	Dec-20
71550	64681	41823	11807	14762	19437	23367	25188	28185	32342	33990	36668
Jan-21	Feb-21	Mar-21	Apr-21	May-21	Jun-21	Jul-21	Aug-21	Sep-21	Oct-21	Nov-21	Dec-21
39076	35417	41655	40476	38700	39618	40683	46491	46716	53617	57362	62692
Jan-22	Feb-22	Mar-22	Apr-22	May-22	Jun-22	Jul-22	Aug-22	Sep-22	Oct-22	Nov-22	Dec-22
60398	54298	64241	57933	61515	61608	67964	69355	66702	69442	72280	76414
Jan-23	Feb-23	Mar-23	Apr-23	May-23	Jun-23	Jul-23	Aug-23	Sep-23	Oct-23	Nov-23	Dec-23
75378	-	-	-	-	-	-	-	-	-	-	-





# Traffic Load data





## Updates

- Discussions started between Emirates ACC and the Approach Air Traffic Service Units to integrate the Arrival Manager with the Spacing tools to improve A/CDM data.
- Feasibility study of Extended Arrival Manager (XMAN) with upstream Air Traffic Service Units.
- Revised ATC Sectors Capacity is being Assessed.
- Preparations for launching the ATFM system project next year is underway.



# Thank You