



ICAO

INTERNATIONAL CIVIL AVIATION ORGANIZATION

A UN SPECIALIZED AGENCY

RECONNECTING **THE** WORLD

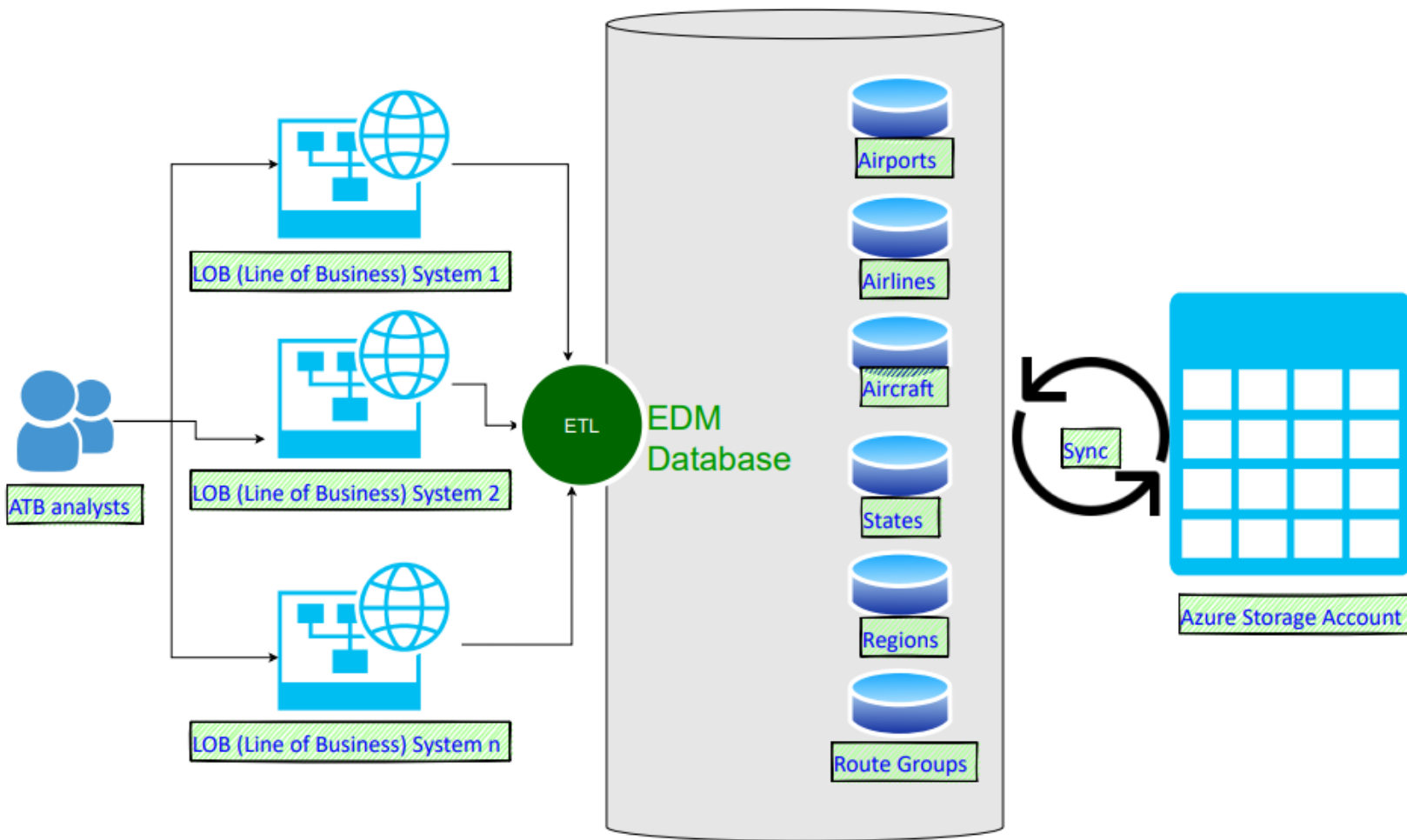
Introduction

The COVID-19 pandemic has profoundly impacted the operations of air carriers, airports, and air navigation service providers (ANSPs). It is imperative for States, industries, and all stakeholders to have reliable information and tool to monitor and assess the evolving impact of COVID-19 and leverage key indicators to make informed, data-driven decisions.

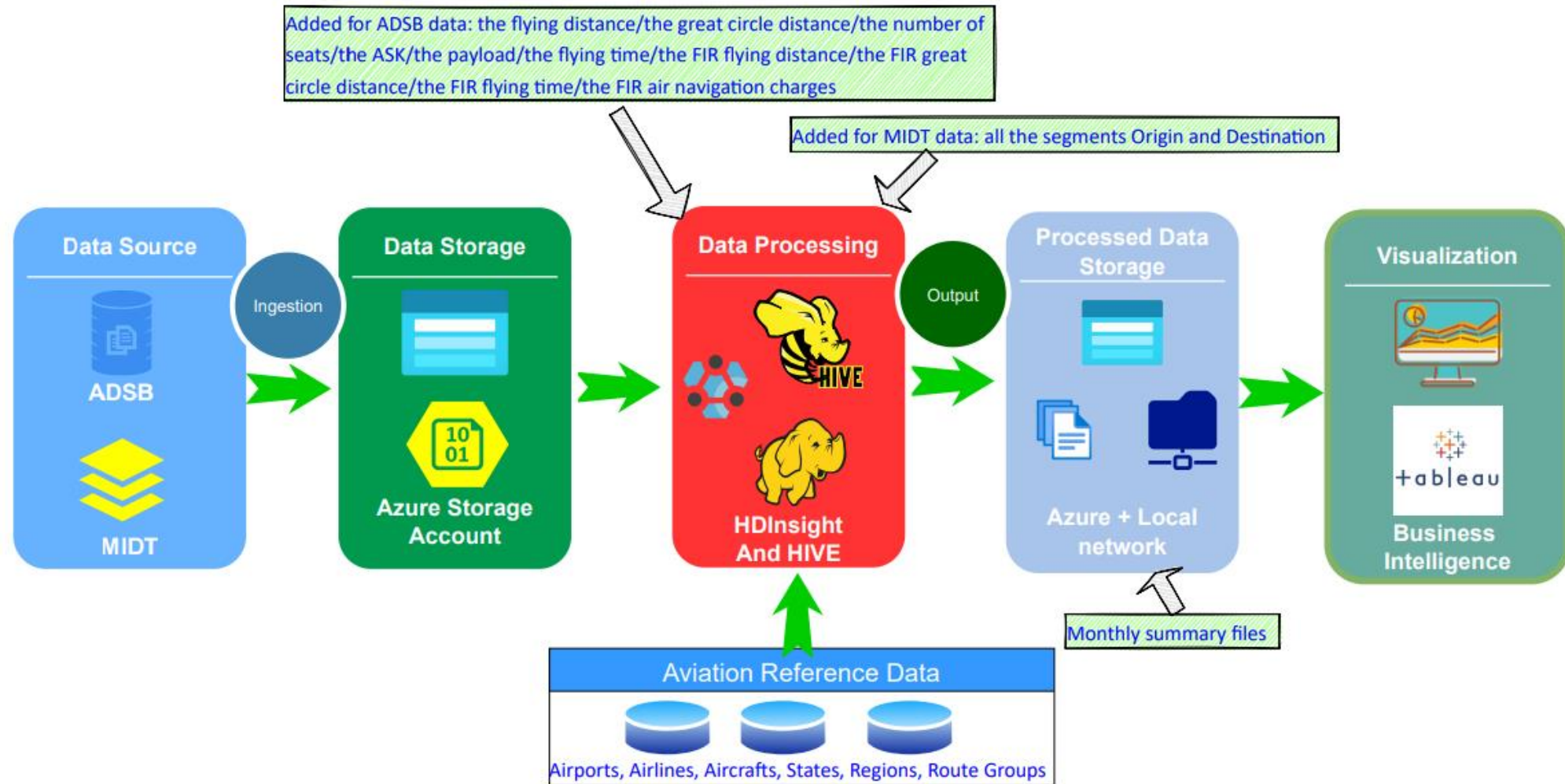


Reference data architecture

- Multiple Line of Business
- Join with EDM Database
- Synchronize into Azure Cloud Storage Account



Big Data Processing Model



Objectives and Convenience of the Dashboards

Provide support to States, industries, and all stakeholders to have reliable information and tool to monitor and assess the evolving impact of COVID-19.

States can leverage these resources in their informed decision-making, recovering planning and implementation in force.

These dashboards are new, additional, and complementary to other existing ICAO data platforms. All ICAO data platforms are planned for future review under the digital transformation electronic data management and business intelligence project.



Complex and reliable data and analysis to support informed decision-making.



Easy visualization, comparison, and analysis at different levels of granularity, i.e. by State, region, route group, etc.



Encompass a wide array of analytics ranging from operations to financials



Information and data are continuously updated and can be downloaded for further analysis as per the needs of each Member State.

Dashboards Analytics Modules



Aircraft Utilization

Aircraft utilization and grounded aircraft by aircraft category. Provide a comparison of the fleet between years.



Economic Impact

Impact on the revenues of air carriers, airports, and ANSPs



Operational impact

Impact on the number of flights, seats offered, distance flown, ASK, hours flown, for passenger and cargo flights segmented into international and domestic operations. Passenger evolution and trends since the beginning of the COVID-19 pandemic.

How to Obtain Dashboards Access ?

Every State has been given a free state license to access ICAO dashboards

Council Members and ICAO delegations received an exclusive license

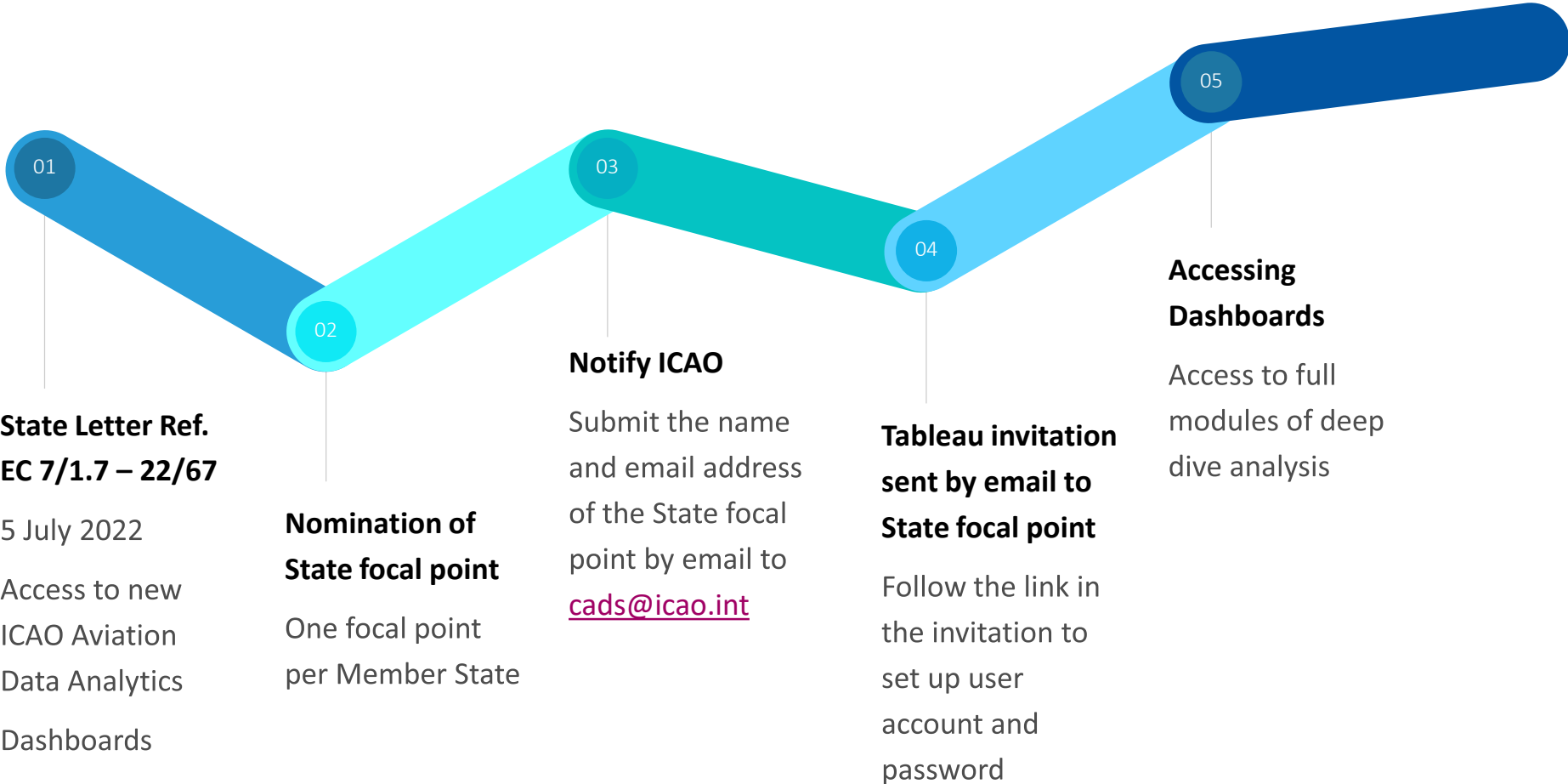


Tableau User Registration

Step 1



Tableau Cloud <reghelp@onlinemail.tableau.com>
to me ▾



Shaelyn Xinyue Zheng has invited you to join the
Tableau site, ICAO Data Solution.



Interact with data to inform your decisions.



Customize data visualizations to answer your questions.



Share discoveries to put data at the center of your
conversations.

Sign In

Copyright © 2023 Tableau Software. All Rights Reserved.

[Read our Privacy Policy](#)

Tableau User Registration

Step 2

Create Your Account

Your Email

Enter Your Name

First

Last

Choose a Password

Password

Passwords must be a minimum of 8 characters, have at least one uppercase letter, one lowercase letter, one number, and one special character.

Confirm

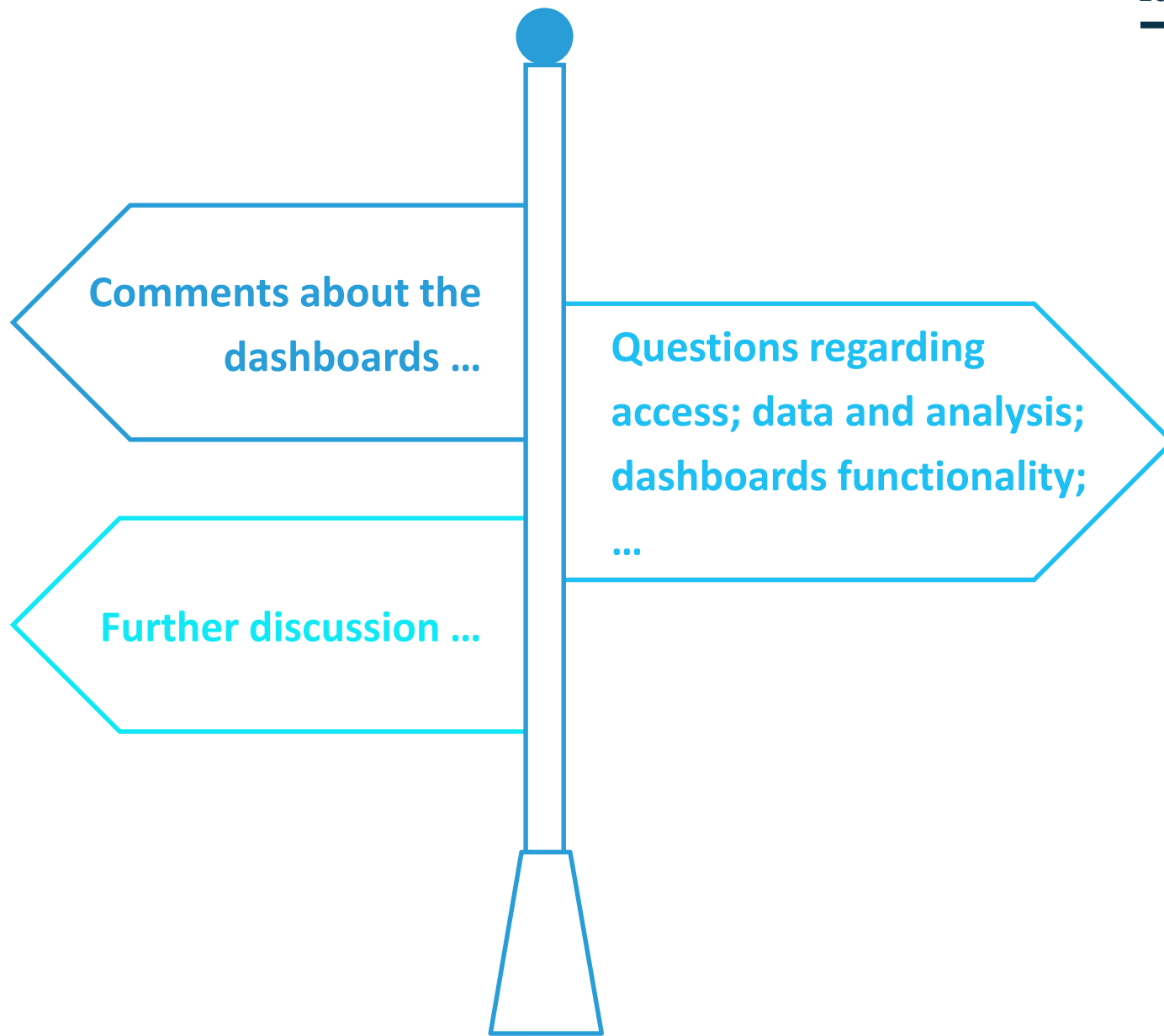
[Need Help?](#)

Let's Go

© 2003-2023 Tableau Software. All Rights Reserved

Please contact us at:

cads@icao.int





Thank You