



International Civil Aviation Organization

MID ATS Messaging Management Centre Steering Group

Seventh Meeting (MIDAMC STG/7)
(Muscat, Oman, 15-16 May 2022)

Agenda Item 3: AMHS Network Performance Matters

ARINC/AFS INTERCONNECTION

(Presented by the Secretariat)

SUMMARY

This paper presents the request received from ARINC to validate ARINC users' addressee in the MID Region

Action by the meeting is at paragraph 3

References

- MSG/7 Report (1-3 September 2020)
- AMHS/Third Party Interconnection Architecture (EUR Doc 035)

1. INTRODUCTION

1.1 SITA has been operating AFTN/SITA Type B Gateways for over 40 years. The gateways were connected via low and medium speed connections to AFTN COM Centres in several States.

1.2 The evolution of the SITA messaging environment is based on the IATA Type X Messaging Specification, which is a messaging standard based on XML and Web service technologies ratified by IATA in September 2009. SITA has been assigned PRMD "SITA".

2. DISCUSSION

2.1 The meeting may wish to recall that SITA integration in the MID Region was successfully completed on 29 April 2019. Two Regional connections has been established with the SITA/AMHS Type X Gateway in Jordan and Lebanon.

2.2 The communication from SITA Type B via AMHS to AFTN and vice versa, required validation of SITA Users' addressee and update of the AFTN/AMHS Routing Tables. The common principles for all third party providers communicating with the ICAO AMHS network are described in ICAO EUR Doc 035 – AMHS/Third Party Interconnection Architecture at **Appendix A**.

2.3 The ICAO MID Office was informed that the ICAO EUR/NAT AFS to SWIM Transition Task Force (AST TF) is in coordination with the Collins Aerospace community (ARINC) to implement an AMHS gateway between the AMHS community and ARINC.

2.4 ARINC has communicated the list of ARINC Users' addressee in the MID Region as at **Appendix B**. The first implementation step is to validate the addresses the users within ARINC community are sending to via the existing AFTN network. The validated addresses would be allocated to ARINC PRMD for delivery.

3. ACTION BY THE MEETING

3.1 The meeting is invited to:

- a) encourage Egypt, Libya and Sudan to validate their ARINC Users addressee as at **Appendix B**; and
- b) send their feedback to ICAO MID Office by **1st July 2022**.



AMHS/Third Party Interconnection Architecture

Third Party Gateways in a mixed AFTN/AMHS environment	
Document Reference:	EUR AMHS Documentation, AMHS/Third Party Interconnection Architecture
Author:	Operations Group
Revision Number:	Version 6.0
Date:	20/10/2021
Filename:	AMHS Third Party Infrastructure Architecture v6_0.docx

Document Control Log

Edition	Date	Comments	section/pages affected
0.1	22/11/2012	Creation of the document.	all
0.2 - 0.4	Dec - Jan 2013	Commented versions from SITA, UK and France	all
0.5	30/01/2013	Incorporation of the comments and results of the workshop on 16/01/2013, editorial completion	all
0.6	15/02/2013	Incorporation of comments, final preparation of the document for presentation at PG M50 / OG-16-03	all
0.7	22/03/2013	Updated version for the presentation to AFSG/17	all
0.8	09/04/2013	Incorporation of editorial refinements, version for the presentation to AFSG/17	all
1.0	23/04/2013	Adopted version (AFSG/17)	
1.1	12/09/2014	Updates resulting from the real implementation	1.1, 2.6.1, 9, Attachment A, B
1.2	20/10/2014	Incorporation of comments of PG M56	9.3
1.3	12/02/2015	Incorporation of comments of OG-18-02	9.3
1.4	17/02/2015	Incorporation of feedback (editorials of Greece)	all
1.5	27/03/2015	Incorporation of comments of OG-18-03 – removal of contents of several attachments	Attachment A, B
2.0	23/04/2015	Adopted version (AFSG/19)	
2.1	21/07/2015	Incorporation of the communication scenario SITA Type B (via AFTN) – AMHS – AFTN, resulting AFTN/AMHS Routing requirements	9.4 9.5
2.2	03.08.2015	Revision of Section 2.4 “Message conversion in the AFTN/SITA Type B Gateway”, refinement of 9.4	2.4.1.2, 2.4.2.1, 2.4.2.2, 2.4.2.3 9.4
2.3	28/09/2015	Incorporation of findings during the AFSG - SITA workshop, refinement of 9.5, incorporation of the validation of SITA User AFTN Addresses	2.4.1.1, 2.4.2.1, 9.5, 9.6
2.4	14/11/2015	Incorporation of comments from OG-19-02, renaming of the document, introduction of the document change control mechanism	All Attachment A

2.5	28/11/2015	Incorporation of correction and refinements	Figure 17
3.0	22/04/2016	Adopted version (AFSG/20)	
3.1	21/02/2019	Editorial Refinements (CP-TPIA-18-002), Incorporation of CP-TPIA-18-003	Scope, 1.1, 1.2 Figure 14 and 15, Table 13, 9.5.3.7, 9.5.3.9
4.0	07/03/2019	Adopted version (AFSG/23)	
4.1	24/09/2019	Incorporation of CP-TPIA-19-001 (editorial) Renaming of ICAO EUR AFSG to ICAO EUR AST TF according to COG/74&RCOG/11 Decision /4	All
5.0	12/11/2020	Adopted version (AST TF/01)	
5.1	08/10/2021	Incorporation of CP-TPIA-21-001	5.3.7
6.0	20/10/2021	Adopted version (AST TF/02)	

Scope of the Document

This document has been developed by a Subgroup of the AFSG Operations Group in order to fulfil Task 26 “Study operational issues and potential solutions for the operation of a SITA Type-X gateway in a mixed AFTN/AMHS environment” assigned by the 16th Meeting of the ICAO EUR Aeronautical Fixed Service Group (AFSG).

It provides a description of the current and future gateway architecture and analyses the different communication scenarios and potential solutions for the required address conversion.

Finally, a preferred solution is proposed and a list of resulting requirements is provided in order to ensure further communication between the AFTN/AMHS and the SITA Network based on modern communication protocols.

In April 2013 the document was approved by AFSG/17 and the AFSG Operations Group was tasked to support and monitor the implementation and propose updates to the document as needed.

In April 2015 the document was amended by AFSG/19 in order to reflect the real AMHS/SITA Gateway implementation.

Further refinements of sections, the communication scenarios from SITA Type B via AMHS to AFTN and vice versa, resulting AFTN/AMHS Routing requirements, the validation process of SITA User AFTN Addresses and findings of the AFSG/SITA workshop were incorporated and should be approved by AFSG/20 in April 2016.

The document was renamed in order to reflect the common principles, which are valid for all third-party providers communicating with the ICAO AMHS network, was approved by AFSG/20 in April 2016 and the status of an EUR Document (EUR Doc 035) was assigned.

In 2019 the document was updated in order to reflect the discussion during AFSG/23 and according to COG/74&RCOG/11 Decision /4 to rename the Group into the AFS to SWIM Transition Task Force (AST TF).

Table of contents

1	INTRODUCTION	10
1.1	PURPOSE OF THE DOCUMENT	10
1.2	DOCUMENT STRUCTURE	10
2	PRESENT COMMUNICATION ARCHITECTURE BETWEEN AFTN AND SITA	12
2.1	OVERVIEW	12
2.2	EUROPEAN AFTN/SITA TYPE B GATEWAY CONNECTIONS IN 2012	12
2.3	FUNCTION OF THE AFTN/SITA TYPE B GATEWAY	13
2.4	MESSAGE CONVERSION IN THE AFTN/SITA TYPE B GATEWAY	14
2.4.1	<i>Outgoing conversion methods (from AFTN/SITA Type B Gateway to AFTN)</i>	<i>14</i>
2.4.2	<i>Incoming conversion methods (from AFTN to AFTN/SITA Type B Gateway)</i>	<i>15</i>
2.5	COMMUNICATION SCENARIOS	18
2.5.1	<i>Introduction</i>	<i>18</i>
2.5.2	<i>Scenario from SITA to AFTN</i>	<i>18</i>
2.5.3	<i>Scenario from AFTN to SITA</i>	<i>20</i>
2.5.4	<i>Remarks regarding the message flow in the communication scenarios.....</i>	<i>21</i>
2.6	OTHER EUROPEAN AFTN/SITA CONNECTIONS	22
2.6.1	<i>AFTN connections to dedicated systems on SITA sites.....</i>	<i>22</i>
2.6.2	<i>Non-SITA AFTN/SITA Type B Gateways.....</i>	<i>22</i>
3	DESCRIPTION OF FUTURE ARCHITECTURE.....	24
3.1	EVOLUTION OF THE SITA MESSAGING ENVIRONMENT.....	24
3.2	AMHS/SITA TYPE X GATEWAY	25
3.3	MESSAGE AND ADDRESS CONVERSION IN THE AMHS/SITA TYPE X GATEWAY	26
3.4	COMMUNICATION SCENARIOS IN A MIXED AFTN/AMHS ENVIRONMENT.....	27
3.4.1	<i>Introduction</i>	<i>27</i>
3.4.2	<i>Scenario from SITA Type X to AMHS.....</i>	<i>27</i>
3.4.3	<i>Scenario from SITA to AFTN via AMHS.....</i>	<i>29</i>
3.4.4	<i>Scenario from AMHS to SITA</i>	<i>30</i>
3.4.5	<i>Scenario from AFTN via AMHS to SITA.....</i>	<i>32</i>
3.5	TRANSITIONAL ASPECTS FROM SITA TYPE B TO SITA TYPE X	33
4	REPRESENTATION OF SITA TYPE X USERS BY THEIR AFTN ADDRESSES	35
4.1	INTRODUCTION	35
4.2	DISCUSSION OF THE OPTIONS.....	35
4.2.1	<i>Option 1: Table based identification of SITA Type X users in AFTN.....</i>	<i>35</i>
4.2.2	<i>Option 2: Use of a unique first letter in the AFTN address for SITA Type X users.....</i>	<i>37</i>
4.3	PROPOSED SOLUTION	39
4.3.1	<i>First conclusions.....</i>	<i>39</i>
4.3.2	<i>Principle of the proposed solution</i>	<i>39</i>
5	COMMUNICATION REQUIREMENTS FOR THE AMHS/SITA TYPE X GATEWAY.....	41
5.1	TECHNICAL REQUIREMENTS	41
5.2	OPERATIONAL REQUIREMENTS	41
5.3	SPECIFIC OPERATIONAL REQUIREMENTS	41
6	REQUIREMENTS CONCERNING UNDERLYING IP INFRASTRUCTURE	43
7	MIGRATION SCENARIO	44
8	ROAD MAP	45
9	AMHS/SITA TYPE X GATEWAY IMPLEMENTATION.....	47
9.1	STRUCTURE OF THE AMHS/SITA TYPE X GATEWAY	47
9.2	ADDITIONAL OPERATIONAL REQUIREMENTS	47
9.3	CHECKING OF ORIGINATOR ADDRESS OF INCOMING MESSAGES	48
9.4	COMMUNICATION SCENARIOS IN THE CURRENT SITA TYPE B / AFTN / AMHS ENVIRONMENT.....	49

9.4.1	Introduction	49
9.4.2	Scenario from SITA Type B to AMHS	49
9.4.3	Scenario from AMHS to SITA Type B	54
9.4.4	Examples of message conversion from AMHS to Type B and vice versa.....	58
9.4.5	Resulting potential requirements.....	61
9.5	TOPOLOGY AND ROUTING REQUIREMENTS FOR COM CENTRES AND SITA	62
9.5.1	Current Topology and Routing principle SITA Type B to AFTN	62
9.5.2	Target AMHS Topology and Routing principle	64
9.5.3	AMHS and AFTN Routing requirements.....	67
9.6	VALIDATION OF THE AFTN ADDRESSES OF SITA USERS IN AMC	70
ATTACHMENT A: CHANGE CONTROL MECHANISM OF THE DOCUMENT		72
A.1	PROCEDURE FOR DEFECT REPORT (DR).....	72
A.2	PROCEDURE FOR CHANGE PROPOSAL (CP)	72
A.3	TEMPLATE FOR DEFECT REPORTS / CHANGE PROPOSALS.....	73
ATTACHMENT B		75
B.1	CONVERSION TABLE AFTN TO SITA TYPE B ADDRESSES (IX TABLE).....	75
B.2	CONVERSION TABLE SITA TO AFTN ADDRESSES (XA TABLE)	75
B.3	LIST OF AFTN ADDRESSES FOR AFTN ORIGIN VALIDATION	75
B.4	SITA USER ADDRESSES FOR AMHS INTEROPERABILITY TESTING.....	75

References

ICAO Documentation

- [1] ICAO Annex 10 – Aeronautical Telecommunications, Volume II and Volume III
- [2] ICAO Doc 9880-AN/466: Manual on Detailed Technical Specifications for the Aeronautical Telecommunication Network (ATN) using ISO/OSI Standards and Protocols, Part II – Ground-Ground Applications - Air Traffic Services Message Handling Services (ATSMHS), First Edition – 2010
- [3] ICAO Doc 9880-AN/466: Manual on Detailed Technical Specifications for the Aeronautical Telecommunication Network (ATN) using ISO/OSI Standards and Protocols, Part III – Upper Layer Communications Service (ULCS) and Internet Communications Service (ICS), , First Edition – 2010
- [4] ICAO Doc 9880-AN/466: Manual on Detailed Technical Specifications for the Aeronautical Telecommunication Network (ATN) using ISO/OSI Standards and Protocols, Part IV – Directory Services, Security and Systems Management, First Edition – 2010
- [5] ICAO Doc 9896-AN/469: Manual on the Aeronautical Telecommunication Network (ATN) using Internet Protocol Suite (IPS) Standards and Protocols, First Edition – 2010
- [6] ICAO Doc 7910, Location Indicators
- [7] ICAO Doc 8585, Designators for Aircraft Operating Agencies, Aeronautical Authorities and Services
- [8] EUR Doc 020 – EUR AMHS Manual, including Appendices A - G
- [9] EUR Doc 021 – ATS Messaging Management Manual
- [10] EUR Doc 027 (Provisional) – IP Infrastructure Test Guidelines for EUR AMHS
- [11] Air Transport & Travel Industry, “TypeX Messaging Specification”, (System Communications & Reference Volume7), v2.0 First Publication - Sept 2009

Table of Figures

FIGURE 1: TYPICAL INTERCONNECTION OF AFTN AND SITA NETWORK BY AN AFTN/SITA TYPE B GATEWAY ..	13
FIGURE 2: MESSAGE FLOW FROM A SITA TYPE B TO AN AFTN TERMINAL.....	19
FIGURE 3: MESSAGE FLOW FROM AN AFTN TO A SITA TYPE B TERMINAL	20
FIGURE 4: PLANNED INTERCONNECTIONS BETWEEN AFTN, AMHS AND SITA TYPE X NETWORK.....	26
FIGURE 5: MESSAGE FLOW FROM A SITA TYPE X TERMINAL TO AN AMHS UA	28
FIGURE 6: EXAMPLE FOR A MESSAGE FLOW FROM SITA TYPE X TO AFTN VIA AMHS	29
FIGURE 7: EXAMPLE FOR A MESSAGE FLOW FROM SITA TYPE X TO AMHS	30
FIGURE 8: EXAMPLE FOR A MESSAGE FLOW FROM AFTN TO SITA TYPE X VIA AMHS	32
FIGURE 9: EXTENDED STRUCTURE OF THE AMHS/SITA TYPE X GATEWAY	47
FIGURE 10: MESSAGE FLOW FROM A SITA TYPE B TERMINAL TO AMHS (UA AND AFTN TERMINAL)	50
FIGURE 11: MESSAGE FLOW FROM UA AND AFTN TERMINAL TO SITA TYPE B TERMINAL VIA AMHS	54
FIGURE 12: CURRENT INTERCONNECTION TOPOLOGY AFTN – SITA	63
FIGURE 13: ROUTING BY ORIGIN	64
FIGURE 14: INTERCONNECTIONS BETWEEN THE ICAO REGIONS AND THE AMHS/SITA TYPE X GATEWAY	65
FIGURE 15: ROUTING BY RECIPIENT ADDRESS.....	66
FIGURE 16: ROUTING EXAMPLE FOR GDI=/XX/ICAO/SITA/.....	67
FIGURE 17: EXCEPTIONAL AFTN ROUTING EXAMPLE FOR A SITA USER AFTN ADDRESS *).....	69
FIGURE 18: USER ADDRESS TABLE OF GREECE.....	71

Index of Tables

TABLE 1: AVERAGE TRAFFIC EXCHANGED BETWEEN AFTN AND SITA NETWORK	12
TABLE 2: ADDRESS CONVERSION PRINCIPLE AFTN INTO SITA TYPE B.....	21
TABLE 3: ADDRESS CONVERSION PRINCIPLE AMHS INTO SITA TYPE X	32
TABLE 4: AFTN ADDRESS STRUCTURE OF A SITA TYPE X USER IN OPTION 2.....	37
TABLE 5: SITA TYPE X AND AFTN ADDRESSES OF SITA TYPE X USERS IN OPTION 2	38
TABLE 6: PRIORITY MAPPING	48
TABLE 7: ANNEX 10 PRIORITY PROVISIONS	48
TABLE 8: REQUIRED XA TABLE ENTRIES FOR EXAMPLE 20.....	51
TABLE 9: REQUIRED User ADDRESS LOOK-UP TABLE ENTRIES FOR EXAMPLE 21 AND EXAMPLE 22.....	52
TABLE 10: RESULTING O/R ADDRESSES FOR THE GIVEN EXAMPLES	53
TABLE 11: EXCEPTIONAL ROUTING ENTRY FOR THE GIVEN EXAMPLE	55
TABLE 12: REQUIRED IX TABLE ENTRIES FOR EXAMPLE 20	57
TABLE 13: INTERCONNECTIONS TO THE ICAO REGIONS.....	66

List of Examples

EXAMPLE 1: “CONVERSION” OF A MESSAGE FROM SITA NETWORK TO AFTN	14
EXAMPLE 2: MESSAGE CONVERSION FROM SITA TO AFTN.....	15
EXAMPLE 3: “CONVERSION” OF A MESSAGE FROM AFTN TO SITA NETWORK	16
EXAMPLE 4: “CONVERSION” OF A MESSAGE FROM AFTN TO SITA NETWORK	17
EXAMPLE 5: “CONVERSION” OF A MESSAGE FROM AFTN TO SITA NETWORK	18
EXAMPLE 6: EMBEDDED AFTN MESSAGE	19
EXAMPLE 7: CONVERTED AFTN MESSAGE	19
EXAMPLE 8: GENERATED REPLY AFTN MESSAGE	20
EXAMPLE 9: EMBEDDED AFTN MESSAGE (REPLY).....	21
EXAMPLE 10: TYPE X MESSAGE.....	28
EXAMPLE 11: MAIN ATTRIBUTES OF AN AMHS MESSAGE	29
EXAMPLE 12: MAIN ATTRIBUTES OF THE AMHS MESSAGE TO “IBIZA TOWER”	30
EXAMPLE 13: CONVERTED AFTN MESSAGE TO “IBIZA TOWER”	30
EXAMPLE 14: MAIN ATTRIBUTES OF THE AMHS MESSAGE FROM UA.....	31
EXAMPLE 15: CONVERTED TYPE X MESSAGE.....	31
EXAMPLE 16: GENERATED AFTN MESSAGE FROM “IBIZA TOWER”	32
EXAMPLE 17: MAIN ATTRIBUTES OF THE AMHS MESSAGE FROM “IBIZA TOWER”	33

EXAMPLE 18: CONVERSION OF XFRADLHO INTO O/R ADDRESS.....38
EXAMPLE 19: TYPE B MESSAGE WITH EMBEDDED AFTN MESSAGE50
EXAMPLE 20: TYPE B MESSAGE TO BE CONVERTED FROM SITA TO AFTN.....50
EXAMPLE 21: EMBEDDED AFTN MESSAGE51
EXAMPLE 22: CONVERTED AFTN MESSAGES.....51
EXAMPLE 23: MAIN ATTRIBUTES OF THE CONVERTED AMHS MESSAGE.....53
EXAMPLE 24: MAIN ATTRIBUTES OF THE CONVERTED AMHS MESSAGE.....53
EXAMPLE 25: MAIN ATTRIBUTES OF THE AMHS MESSAGE SENT BY A USER AGENT.....55
EXAMPLE 26: AFTN MESSAGES GENERATED BY AN AFTN TERMINAL55
EXAMPLE 27: MAIN ATTRIBUTES OF THE CONVERTED AMHS MESSAGE (EXAMPLE 26).....56
EXAMPLE 28: CONVERTED AFTN MESSAGES FROM THE USER AGENT57
EXAMPLE 29: CONVERTED AFTN MESSAGES FROM THE AFTN TERMINAL57
EXAMPLE 30: TYPE B MESSAGE CONVERTED FROM AFTN TO SITA58
EXAMPLE 31: TYPE B MESSAGE CONVERTED FROM AFTN TO SITA58
EXAMPLE 32: CONSISTENT ENTRIES IN THE THREE CONVERSION TABLES62

Introduction

.. Purpose of the document

... The purpose of the document was to “Study operational issues and potential solutions for the operation of a SITA Type-X gateway in a mixed AFTN/AMHS environment” as it was assigned by the 16th Meeting of the ICAO EUR Aeronautical Fixed Service Group (AFSG) to the AFSG Operations Group.

... This document provides information about the current and future gateway architecture, discussed the different communication scenarios and considered potential solutions for the required address conversion.

... The target of the document was to provide a baseline for the selection and promotion of the most appropriate solution in order to ensure future communication between the AFTN/AMHS and the SITA Network based on modern communication protocols.

... The document was updated with additional information and requirements resulting from the initial actual implementations of interconnection between the AMHS and SITA networks.

... The status of an EUR document was assigned and the document provides now the common principles for the communication of third-party providers with the ICAO AMHS network as well as the AFTN/AMHS Routing requirements and the requirements for the validation process of SITA User AFTN Addresses especially and Third-Party User AFTN Addresses in general.

... In 2019 the ICAO EUR Aeronautical Fixed Service Group (AFSG) was replaced by ICAO EUR AFS to SWIM Transition Task Force (AST TF) according to COG/74&RCOG/11 Decision /4.

.. Document Structure

... *Chapter* . presents the purpose and the structure of the document.

... *Chapter* . contains a description of communication environment between AFTN and SITA Network.

... *Chapter* . describes the communication environment between AMHS and SITA Type X Network.

... *Chapter* . discusses the options how the representation of the SITA Type X user by its AFTN address could be defined in order to ensure a seamless communication in a mixed AFTN/AMHS environment.

... *Chapter* . contains the communication requirements for the AMHS/SITA Type X Gateway from the view point of AMHS.

... *Chapter* . lists the requirements concerning Underlying IP Infrastructure between the AMHS in EUR and the AMHS/SITA Type X Gateway.

... *Chapter* . describes the migration scenarios from the current AFTN/SITA Type B network interconnections to the future target architecture of interconnected AMHS and SITA Type X networks.

... *Chapter* . contains the road map for the interconnection between AMHS and the SITA Type X network.

... *Chapter* . describes the structure of the implemented AMHS/SITA Type X Gateway extended by an AFTN/AMHS Gateway (MTCU and AFTN component) and lists resulting requirements for the implementation and testing. Furthermore, the communication scenario between AMHS and Type B, the current and future interconnection topology, routing requirements, routing advices and the validation process for SITA User AFTN addresses were added.

... Attachment A provides the change control mechanism of the document.

... Attachment B provides the following tables:

- B.1 Conversion Table AFTN to SITA Type B addresses (IX Table)
- B.2 Conversion table SITA to AFTN addresses (XA Table)
- B.3 List of AFTN addresses for AFTN origin validation
- B.4 SITA User addresses for AMHS Interoperability Testing

Present Communication architecture between AFTN and SITA

.. Overview

... SITA has been operating AFTN/SITA Type B Gateways for over 40 years. The gateways are currently connected via low and medium speed connections to AFTN COM Centres in several States.

... These inter-connections allow SITA customers to communicate with the AFS Network (AFTN/CIDIN) using the message type of their network. The AFTN/SITA Type B Gateway provides the necessary message conversion to enable seamless data exchange between both networks.

... Currently SITA operates 32 AFTN/SITA Type B Gateway connections. 15 gateway connections are provided in Europe.

... Approximately forty thousand messages are exchanged between SITA and the AFS network on a daily basis.

	Received by SITA from AFTN	Transmitted by SITA to AFTN	Total
Worldwide	18,883	16,394	35,277
EUR/NAT Region	12,803	7,089	19,892
One typical AFTN/SITA Type B Gateway connection in EUR	3,788	3,242	7,030

Table 1: Average traffic exchanged between AFTN and SITA network

... Globally approximately 1400 SITA addresses, including their allocated AFTN addresses, are configured in the AFTN/SITA Type B Gateways. These pair entries are used for the address translation SITA to AFTN and vice versa in the gateways for the messages sent to and/or received from the AFTN.

... An AFTN address table was implemented in the AFTN/SITA Type B Gateways which should provide AFTN originator validation for messages issued by SITA customers. The usage of this function is currently not sufficient.

.. European AFTN/SITA Type B Gateway connections in 2012

... The AFTN/SITA Type B Gateway connections in the EUR/NAT Region are provided with COM Centres in:

- Belgium
- Denmark
- France (2)

- Germany
- Greece
- The Netherlands (2)
- Portugal
- Russian Federation (2)
- Switzerland (2)
- Ukraine (2)

... The SITA customers with their dedicated AFTN addresses which are served by the AFTN/SITA Type B Gateways are listed in Attachment B, B.3.

... The AFTN/SITA Type B Gateways and their respective connections (X.25, low speed) are reaching the end of their lifetime.

.. **Function of the AFTN/SITA Type B Gateway**

... A typical interconnection of AFTN and SITA Network by an AFTN/SITA Type B Gateway is shown in Figure 1.

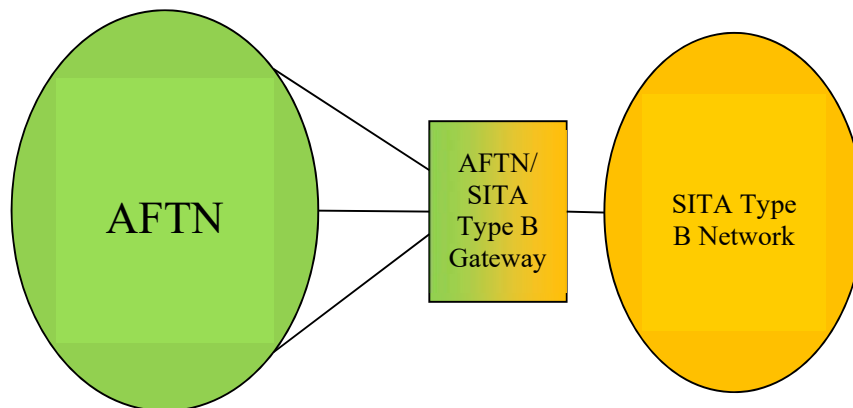


Figure 1: Typical interconnection of AFTN and SITA Network by an AFTN/SITA Type B Gateway

... Within the SITA Type B Network the SITA users transmit and receive messages in IATA Type B format.

... Within the AFTN the AFS users transmit and receive messages in AFTN format.

... The AFTN/SITA Type B Gateways allow SITA users to communicate to the AFTN and convert the messages into the correct format for the respective network.

... The function of the AFTN/SITA Type B Gateway is the conversion of addresses and message header from AFTN to SITA Type B and vice versa.

.. Message conversion in the AFTN/SITA Type B Gateway

... Outgoing conversion methods (from AFTN/SITA Type B Gateway to AFTN)

.... Envelope method

..... A SITA customer creates a message which is intended to be sent to an AFS user in AFTN format. This message is sent to the AFTN/SITA Type B Gateway directly (addressed to HDQYFXS) by means of a SITA Type B message-envelope. The embedded AFTN message is formally the “text” of the SITA Type B message.

..... The AFTN/SITA Type B Gateway strips the SITA Type B envelope before the embedded AFTN message is transmitted from the SITA side to AFTN.

..... The embedded AFTN message is routed to the “most appropriate” AFTN/SITA Type B Gateway connection. This means that the routing is performed according the “Routing on Origin” principle to the “nearest” COM Centre related to the AFTN originator address of the embedded AFTN message.

..... The following example illustrates the “envelope method”:

Message generated by a SITA customer:

<pre>QU HDQYFXS .ZRHKKAF 220834</pre>	}	SITA Type B header with HDQYFXS as AFTN/SITA Type B Gateway address
<pre>FF LSSSYFYX 220834 LSAZAFRK text =</pre>	}	Embedded AFTN Message

Message sent to AFTN:

<pre>FF LSSSYFYX 220834 LSAZAFRK text</pre>	}	AFTN Message
---	---	--------------

Example 1: “Conversion” of a message from SITA network to AFTN

Note.– The appropriate Heading and Ending parts of the AFTN message are not shown in the examples.

..... In case of Example 1 the “most appropriate” AFTN/SITA Type B Gateway is the gateway in Geneva; the AFTN originator address belongs to LSAZ – Zurich Area, ICAO Nationality Letter: LS, Switzerland.

..... The relation between the AFTN originator address of the embedded AFTN message and the origin in the SITA Type B header was not checked (no consistency check). This was under the responsibility of the SITA customer itself. Meanwhile a consistency check is introduced in order to ensure that only registered originators can sent messages to the AMHS.

..... However, the gateway checks the syntax of AFTN addresses and compares on SITA Type B site the addresses with specific lists in terms of address and access validity (which should mean that the address is allowed as an originator indicator).

.... Message conversion method

..... A SITA customer creates a message which is intended to be sent to an AFS user in AFTN format. In the SITA network this message is routed to the AFTN/SITA Type B Gateway because the SITA Type B address is known as an AFS user outside the SITA Type B network.

..... In order to derive the related AFTN Destination addresses e a mapping table (XA Table – mapping SITA to AFTN addresses, see Attachment B, B.2) is used in the AFTN/SITA Type B Gateway.

..... If the SITA Type B Originator exists in the mapping table, the associated AFTN address is used as AFTN Originator. Otherwise, as Originator address, the AFTN address of the respective gateway is used.

..... The AFTN/SITA Type B Gateway creates the AFTN message header and attaches the SITA Type B message as message text.

..... A typical message looks like:

Message generated by a SITA customer:

<pre>QN ATLXTNW .JAOXTXS 123456 FREE TEXT</pre>	}	SITA Type B header with ATLXTNW as Destination address routed to the AFTN/SITA Type B Gateway plus message text (FREE TEXT)
---	---	---

Message sent to AFTN:

<pre>GG KATLNMAZ 123456 WSSSSITX QN ATLXTNW .JAOXTXS 123456 FREE TEXT</pre>	}	AFTN Message header
<pre>QN ATLXTNW .JAOXTXS 123456 FREE TEXT</pre>	}	attached SITA Message

Example 2: Message conversion from SITA to AFTN

Note.– The appropriate Heading and Ending parts of the AFTN message are not shown in the examples.

... Incoming conversion methods (from AFTN to AFTN/SITA Type B Gateway)

.... Envelope method

..... A message received from AFTN and addressed direct to the AFTN/SITA Type B Gateway (WSSSSITX) contains an embedded SITA Type B message. The embedded SITA Type B message is formally the “text” of the AFTN message.

..... The AFTN/SITA Type B Gateway strips the AFTN envelope before the embedded SITA Type B message is transmitted to the SITA Type B network.

..... The embedded SITA Type B message is routed to the clients listed in their address line.

..... The following example illustrates the “envelope method”:

Message received from AFTN:

GG WSSSSITX	}	AFTN header with WSSSSITX as AFTN/SITA Type B Gateway address
120123 VTBBZTZX		
QU SINXTSQ	}	embedded SITA Type B message
.ATLXTDL 121212		
TEXT		
TEXT		

Note.– The appropriate Heading and Ending parts of the AFTN message are not shown in the examples.

Message sent to an airline (SITA customer):

QU SINXTSQ	}	SITA Type B message
.ATLXTDL 121212		
TEXT		
TEXT		

Example 3: “Conversion” of a message from AFTN to SITA network

..... The relation between the SITA originator address of the embedded SITA Type B message and the origin in the AFTN message header is not checked (no consistency check). This is under the responsibility of the AFTN originator itself.

..... However, the gateway checks the syntax of Type B message and the SITA Type B address validity.

.... Message conversion method (normal AFTN messages)

..... A normal message received from AFTN will be embedded into a SITA Type B envelope by the AFTN/SITA Type B Gateway.

..... The SITA address line is deduced from the ICAO priority and the AFTN Destination Address(es) found in the incoming AFTN message.

..... The SITA origin line is composed of:

- the SITA Service Address of the AFTN/SITA Type B Gateway connection from where the message has been received,
- the date/time group corresponding to the reception time of the AFTN message, and
- the information “AFTN” to indicate origin of the message.

..... The following example illustrates the “conversion method”:

Message received from AFTN:

GG LFPSSITE	}	AFTN Message
100525 LOOOYFYX		
text		

Note.– The appropriate Heading and Ending parts of the AFTN message are not shown in the examples.

Message sent to an airline (SITA customer):

QN PARAEXS	}	generated SITA Type B header
.PARYFXS 100530/AFTN		
GG LFPSSITE	}	Embedded AFTN Message
100525 LOOOYFYX		
text		
=		

Example 4: “Conversion” of a message from AFTN to SITA network

..... The AFTN Destination Addresses are converted by means of the IX Table (mapping AFTN to SITA addresses) (see Attachment B, B.1).

..... AFTN Destination Addresses which cannot be converted are intercepted as unknown AFTN addresses. The related AFTN COM Centre is informed by an AFTN SVC “ADS UNKNOWN” in order to make corrections or purge.

.... Message conversion method (addressing of a Pilot Address, e.g. WSSSSITA)

..... AFTN messages addressed to a Pilot Address (e.g. WSSSSITA) are converted by the AFTN/SITA Type B Gateway as follows:

..... First, the Pilot address, here WSSSSITA, is replaced by the addresses taken out from the first line of the message text.

..... Then, the Type B header is generated as described in – Message conversion method (normal AFTN messages).

..... The SITA address line is deduced from the ICAO priority and the AFTN Destination Address(es) found in the processed AFTN message. The AFTN Destination Addresses are converted by means of the IX Table (mapping AFTN to SITA addresses) (see Attachment B, B.1).

..... The SITA origin line is composed of:

- the SITA Service Address of the AFTN/SITA Type B Gateway connection from where the message has been received (e.g. SINXAXS),
- the date/time group corresponding to the reception time of the AFTN message, and
- the information “AFTN” to indicate origin of the message.

..... The following example illustrates the “conversion method”:

Message received from AFTN:

GG WSSSSITA	}	AFTN Message header
120123 VTBBZTZX		
YBBBQFAX	}	AFTN Message text
TEXT		
TEXT		

Note.– The appropriate Heading and Ending parts of the AFTN message are not shown in the examples.

Message sent to an airline (SITA customer):

QN BNEXTQF	}	generated SITA Type B header
.SINXAXS 120123AFTN		
GG YBBBQFAX	}	processed AFTN Message
120123 VTBBZTZX		
TEXT		
TEXT		

Example 5: "Conversion" of a message from AFTN to SITA network

.. Communication scenarios

... Introduction

.... The following communication scenarios describe the typical message flows in the current AFTN/SITA Type B environment.

.... The descriptions should help to identify future potential communication requirements.

.... In the scenarios the following communication partners are involved:

- SITA Type B user: The Operations manager of Lufthansa in Frankfurt. His SITA Type B address is FRA2OLH.
- AFTN (AFS) user: The Operator in Tower Heathrow. Its AFTN Address is EGLLZTZX.

.... A fictive message exchange between both communication partners is the base of the following scenarios:

... Scenario from SITA to AFTN

.... Message flow

..... The SITA Type B user wishes to send a message from his SITA Terminal to the Tower in Heathrow in order to inform them about an event which is not related to IFPS. Figure 2 shows the expected message flow.

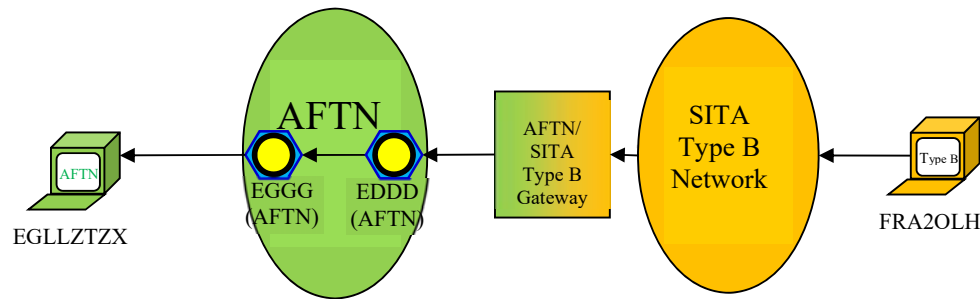


Figure 2: Message flow from a SITA Type B to an AFTN Terminal

.... Generation of the message

..... The following message is generated by the Operations manager of Lufthansa in Frankfurt:

```

QU HDQYFXS
.FRA2OLH 220944
GG EGLLZTZ
220944 EDDFDLHO
PLEASE CONFIRM THE FOLLOWING
TEXT
text
=
  
```

} SITA Type B header
} Embedded AFTN Message

Example 6: Embedded AFTN message

..... The message is routed within the SITA Type B network to the AFTN/SITA Type B Gateway.

.... Conversion of the message in the AFTN/SITA Type B Gateway

..... The AFTN/SITA Type B Gateway removes the SITA envelope, identifies the appropriate Gateway connection following the principle “Routing by Originator” and finally sends the following AFTN message to the COM Centre Frankfurt:

```

GG EGLLZTZ
220944 EDDFDLHO
PLEASE CONFIRM THE FOLLOWING
TEXT
text
  
```

} AFTN Message

Example 7: Converted AFTN message

Note.– The appropriate Heading and Ending parts of the AFTN message are not shown in the examples.

.... Switching of the AFTN message by COM Centres EDD and EGGG

..... The COM Centre Frankfurt receives the above message and delivers it via the AFS (COM Centre London) finally to the AFTN Terminal of the Tower of Heathrow EGLLZTZ.

... Scenario from AFTN to SITA

.... Message flow

..... Due to the content of the AFTN message received, the Operator in the Heathrow Tower will send back to the origin the requested confirmation. Figure 3 shows the expected message flow.

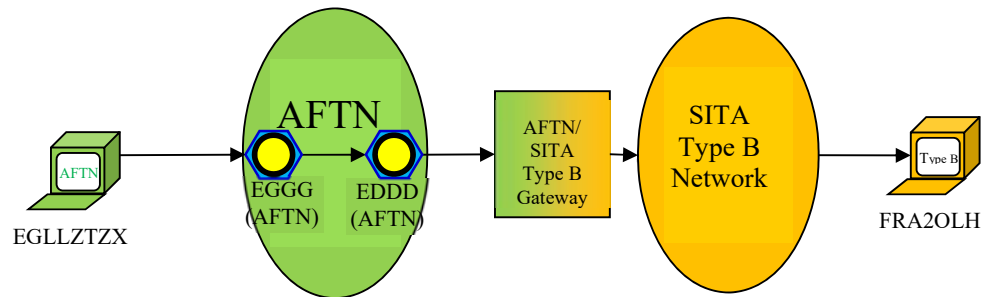


Figure 3: Message flow from an AFTN to a SITA Type B terminal

.... Generation of the message

..... The Operator in the Heathrow Tower generates the following AFTN message:

```

ZCZC ...
GG EDDFDLHO
220954 EGLLZTX
CONFIRM RECEPTION OF YR 220944
EDDFDLHO
BRGDS EGLLZTX
NNNN
  
```

} AFTN Message

Example 8: Generated reply AFTN message

.... Switching of the AFTN message by the COM Centre EGGG and EDDD

..... The COM Centre Frankfurt receives the above message via the AFS (COM Centre London) from the AFTN Terminal of the Tower of Heathrow EGLLZTX.

..... Due to the fact that the COM Centre Frankfurt knows the AFTN address EDDFDLHO as a SITA Type B user, the above message is routed to the AFTN/SITA Type B Gateway interconnected with Frankfurt.

..... Within the AFTN Routing Table of COM Centre Frankfurt approximately 15 different AFTN Addresses for SITA Type B users are currently configured and routed to the AFTN/SITA Type B Gateway.

.... Conversion of the message in the AFTN/SITA Type B Gateway

..... The AFTN/SITA Type B Gateway derives the necessary attributes for the SITA envelope from the AFTN message and generates the respective SITA Type B message.

..... The AFTN address EDDFDLHO is known in the Gateway and the equivalent SITA Type B address FRA2OLH is derived (table-oriented address conversion, see IX Table Attachment B, B.1).

..... The SITA Type B network will deliver the message to the addressed SITA Type B user.

..... The addressed SITA Type B user receives the following SITA Type B message:

QN FRA2OLH	}	SITA Type B header
.FRAYFXS 220956/AFTN		
FF EDDFDLHO	}	embedded AFTN Message
220954 EGLLZTZX		
CONFIRM RECEPTION OF YR 220944		
EDDFDLHO		
BRGDS EGLLZTZX		
=		

Example 9: Embedded AFTN message (Reply)

.... **Address conversion principle in the AFTN/SITA Type B Gateway**

..... In the AFTN/SITA Type B Gateway the following address conversion principle within message conversion from AFTN to SITA Type B is used:

AFTN Address (8 letter)	into	SITA Type B address (7 letter)
Location indicator (4 letter, position 1-4)	→	IATA Location code (3 letter, position 1-3)
Three letter designator (3 letter, position 5-7)	→	IATA Airline code (2 letter, position 6-7)
Filler letter "X" or letter representing a department or division within the organization addressed (1 letter, position 8)	→	Department code (2 letter, position 4-5)

Table 2: Address conversion principle AFTN into SITA Type B

..... The address conversion tables for both directions of the AFTN/SITA Type B Gateway as of December 2012 are provided in Attachment B.

... **Remarks regarding the message flow in the communication scenarios**

.... For the message flow from AFTN to SITA, the AFTN COM Centres with interconnection to a SITA Type B Gateway have configured in their AFTN Routing Tables only the AFTN addresses of those SITA Type B users which are served locally.

.... AFTN addresses for SITA Type B users served by other COM Centres are not known and therefore not configured. Today, there is no specific indication in an AFTN address identifying a SITA Type B user in the AFTN.

.... For handling of exceptional cases, some COM Centres agreed special procedures bilaterally with adjacent COM Centres to ensure a coordinated routing of AFTN addresses for "other local" SITA Type B users.

.. Other European AFTN/SITA connections

Besides the AFTN/SITA Type B Gateways operated by SITA, two other kinds of interconnection between AFTN and SITA exist:

- AFTN connections to dedicated systems on SITA sites; and
- AFTN/SITA Type B Gateways operated by ANSPs or Organisations

... AFTN connections to dedicated systems on SITA sites

.... As an example for this kind of AFTN connections, the AFTN low speed connection between the UK message switch of COM Centre London and the SITA MET data servers is mentioned. On this connection circa 40,000 messages are transmitted daily.

.... The AFTN addresses used for sending data to the SITA MET system are UK addresses configured in the COM Centre London to be routed to SITA.

.... Currently no other connection of this kind exists in Europe. A second one is established to the COM Centre operated by NAV Canada.

.... Even if such connections are separated from the current Type B messaging environment and not used for exchanges between SITA Type B users and AFS users, it is extremely important to be aware of any AFTN links that are in place.

.... Due to the global nature of the interconnections between AFS and SITA these connections have to be known and taken into account in the planning of any future migration.

... Non-SITA AFTN/SITA Type B Gateways

.... Additional to the AFTN/SITA Type B Gateways operated by SITA as mentioned in the previous Sections .. to .., a number of AFTN/SITA Type B Gateways are operated under the responsibility of ANSPs, Organisations and/or State COM Centres.

.... The functions of these gateways are identical to the functions described in Section ...

.... These Gateways are connected directly to the SITA Type B messaging environment using the SITA Type B messaging format.

.... The AFTN routing to the Gateway is a local matter and transparent for the international network. The AFTN addresses used for the message exchange (AFTN addresses representing SITA users and the AFTN addresses of AFS users) are locally known and configured.

.... The number of existing Gateways in Europe and worldwide is not documented at the AFS side. However, due to the global nature of the interconnections between AFS and SITA these gateway connections have to be respected in the planning of any future migration.

.... A special case is the Access Node to the SITA Type B network operated by EUROCONTROL, Network Manager (NM).

.... Currently it is ensured that between the both networks, AFTN and SITA Type B, no interconnection is established. The concerned applications (IFPS¹ and ETFMS²) are operating independently with the separated networks.

.... This separation shall be continued from the AFS point of view when the AFTN/CIDIN communication of the EUROCONTROL, Network Manager (NM) applications is migrating to AMHS.

¹ Initial Flight Plan Processing System

² Enhanced Tactical Flow Management System

Description of future architecture

.. Evolution of the SITA messaging environment

... The evolution of the SITA messaging environment is based on the IATA Type X Messaging Specification [11], which is a messaging standard based on XML and Web service technologies ratified by IATA in September 2009.

... IATA Type X standard supports message delivery between SITA Type X users.

... The communication between SITA Type X users and users outside of the Type X environment is ensured via dedicated Type X Gateways. In case of AMHS, the dedicated gateway is called for the purpose of this document “AMHS/SITA Type X Gateway”.

... All addresses in the Type X Messaging environment (Destination and Originator addresses) are of *TXM_Address* type composed of three elements according to [11], 4.5:

- One *TypeX_address*,
- Zero or one *SubAddress*,
- Zero or one *FreeFormName*.

... The *TypeX_address* is the logical address of a specific user. The *SubAddress* is specified for nodes that are not addressable directly by a Type X address (the *SubAddress* carries the actual originator or receiver address in its own messaging environment). The *FreeFormName* associates an optional name. ([11], 4.5)

... In the context of AMHS only the *TypeX_address* is relevant which consists of:

- one *City* field to identify a city code (or location code),
- one *Department* field to identify a department code,
- one *Airline* field to identify an airline or more generally an organisation code,
- *Auxiliary* field (to identify an organisation using a shared airline code).
This field is not used for AMHS communication.

... The relevant fields of the Type X address itself consists of:

- City Code: on 3 or 4 alphabetic characters (IATA or ICAO code)
- Department Code: on 1 to 3 alphanumeric characters
- Airline Code on 2 or 3 alphanumeric characters (IATA or ICAO code)

... Type X City, Department and Airline codes correspond to the current Type B address city, department and airline codes, keeping the possibility to increase each field by 1 character. ([11], 14.1)

... A Type X Address (*TypeX_address*) is defined in XML as:

```
<TYPEX_Address>
  <Airline>airlinecode</Airline>
  <City>citycode</City>
  <Department>departmentcode</Department>
</TYPEX_Address>
```

... From the above Type X Address (*TypeX_address*) other address elements are derived to ensure an optimal routing of the messages in the Type X environment (e.g. the Type X gateway address used in the transport header for identifying the target Type X node). The full address of the end user is composed of the Type X gateway address completed by the end user address in its own messaging environment. (see [11], 14.1)

... The routing of the message is performed according to the Type X gateway address up to the gateway. (see 4.3 and 4.4 of [11])

... In the context of communication to and from AMHS, the Type X addresses always represents AFTN Addresses both as Destination and as Originator. Therefore, in a message sent to AMHS the originator address consists of the Type X address representing the AFTN address of the SITA user, which could be the same as used today in the SITA Type B environment.

... To ensure the correct routing within the SITA Type X network, all Type X addresses with 4 letters in the address attribute “City” (ICAO code) are listed in tables in which for the full qualified AFTN address the corresponding target Type X node (Type X gateway address) is assigned. Such a target Type X node (Type X gateway address) can be either the AMHS/SITA Type X Gateway (if AFS users are addressed) or the Type X node serving the SITA user.

... More comprehensive details could be found in [11].

.. AMHS/SITA Type X Gateway

... The AMHS/SITA Type X Gateway is the “bridge” between AMHS and the SITA Type X messaging environment. The typical interconnection between the existing and future networks is shown in Figure 4.

... The AMHS/SITA Type X Gateway can be connected to an AMHS COM Centre which also provides, during the transition, AFTN/AMHS Gateway services for AFTN/CIDIN users. In such a configuration the AMHS/SITA Type X Gateway is not only connected to the AMHS - it is connected to an AFTN/AMHS Gateway as well.

... SITA plans to establish two AMHS/SITA Type X Gateways with one connection to Europe and one to Asia (see Figure 4).

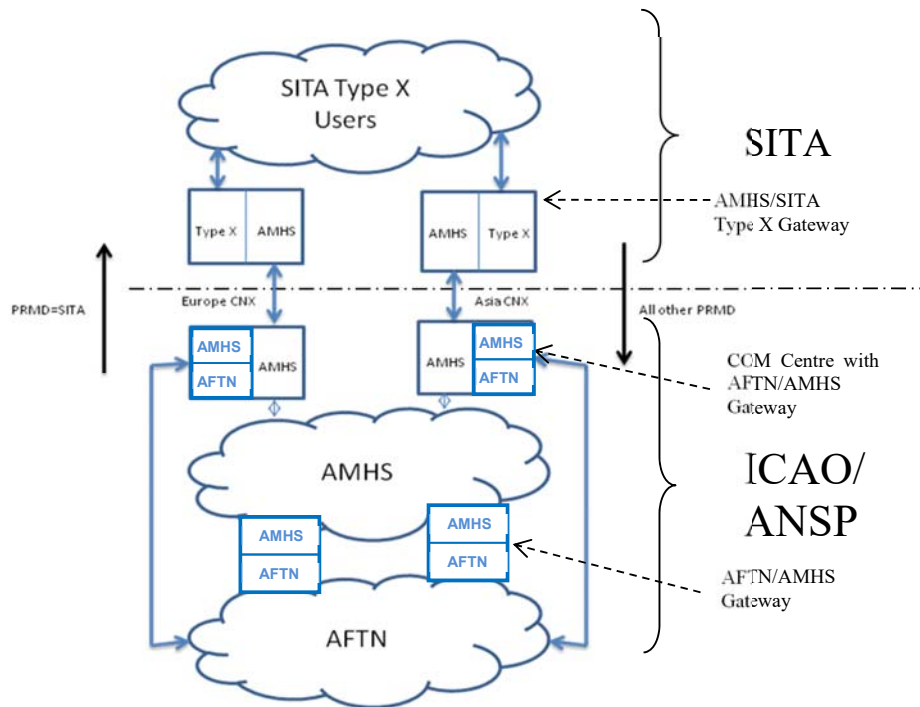


Figure 4: Planned interconnections between AFTN, AMHS and SITA Type X Network

.. Message and address conversion in the AMHS/SITA Type X Gateway

... The move to the new communication environment at SITA side (Type X) requires interconnection to AMHS in the near future to enable continued support of data exchange between ATS Organizations using AMHS and SITA customers using Type X communication.

... The guiding principle should be to provide address transparency to both kind of users (AMHS and SITA Type X).

... An AMHS user within the AMHS network should be able to address a SITA Type X user using its AMHS address (SITA Type X users are being seen as AMHS user with PRMD=SITA).

... A SITA Type X user within the SITA Type X network should be able to address an AMHS user using the corresponding Type X address (AMHS users are being seen in the SITA Type X environment as SITA Type X users in principle, with an ICAO code in the Type X address element “City”. All Type X address elements are derived from the AFTN address within the O/R address – either common-name or organisational-unit-name-1 depending on the addressing scheme).

... The AMHS originator address of a SITA Type X user will be created in the AMHS/SITA Type X Gateway. In accordance with the addressing scheme declared by SITA, the generic resulting O/R address representing the SITA Management Domain (PRMD=SITA) will look like:

CAAS: /C=XX/A=ICAO/P= SITA/O= TYPE-X/OU1=<LOC1>/CN=<AFTNADDR>/

Where <AFTNADDR> – AFTN address representing the SITA Type X user and
<LOC1> – first four letters of the <AFTNADDR>

... The AMHS/SITA Type X Gateway supports the conversion of message delivery reports which could be mapped to equivalent AMHS delivery reports and vice versa, facilitating end to end delivery assurance and tracking in an interconnected environment.

.. Communication scenarios in a mixed AFTN/AMHS environment

... Introduction

.... The following communication scenarios describe typical expected message flows between a SITA Type X Gateway and two different AFS environments:

1. a pure AMHS communication environment,
2. a mixed AFTN/AMHS communication environment.

.... Resulting potential requirements for future communication will be summarised in Chapter ..

.... In the scenarios following communication partners are involved:

- SITA Type X user: The Station manager of Air France in Paris Charles de Gaulle airport. His SITA Type X address in XML format (TypeX_address – Type X Address) is:
<Airline>AFR</Airline>
<City>LFPG</City>
<Department>X</Department>
which is equivalent to the AFTN address LFPGAFRX representing the SITA user in the AFTN environment.
- Direct AMHS User: The Operator of Tower in Madrid
His AMHS O/R address is /C=XX/A=ICAO/P=SPAIN
/O=LEEE/OU1=LEMA/CN=LEMAZTZX/.
His AFTN Address is LEMAZTZX.
- AFTN (AFS) user: The Operator of Tower in Ibiza. His AFTN Address is LEIBZTZX.
His indirect AMHS user address (O/R address) is:
/C=XX/A=ICAO/P=SPAIN /O=LEEE/OU1=LEIB/CN=LEIBZTZX/.

.... A fictive message exchange among them is the base of the following scenarios:

... Scenario from SITA Type X to AMHS

.... Message flow

..... The SITA Type X user wishes to send a message from its SITA Type X Terminal to the Direct AMHS User in order to inform him about a special event which requires an active answer.

..... Figure 5 shows the Message flow from a SITA Type X terminal to an AMHS User Agent (UA) via the involved network elements. The switching nodes within the AMHS are the MTAs (Message transfer agents) while at SITA side Type X nodes are used.

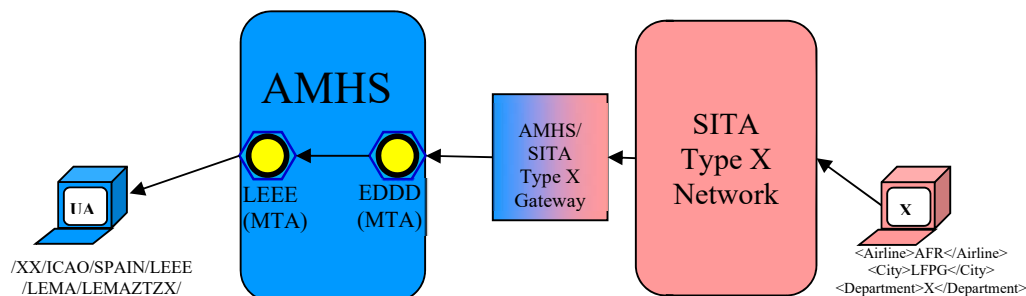


Figure 5: Message flow from a SITA Type X terminal to an AMHS UA

.... Generation of the message

..... The following message is generated by the Station manager of Air France in Paris Charles de Gaulle airport (SITA Type X user).

<Airline>AFR</Airline>	}	SITA Type X Originator address
<City>LFPG</City>		
<Department>X</Department>		
<Airline>ZTZ</Airline>	}	SITA Type X Destination Address
<City>LEMA</City>		
<Department>X</Department>		
PLEASE CONFIRM THE FOLLOWING TEXT	}	Message text
text		
=		

Example 10: Type X message

Note.– In this example only a part of the Type X message schema is shown. For the full Type X message schema see [11].

..... The SITA Type X Destination Address (*TypeX_address*) defines the targeted receiver.

..... In this example the SITA Type X message is routed within the SITA Type X network to the AMHS/SITA Type X Gateway, due to the ICAO code in the Type X address attribute “City” and the resulting mapping of the full Type X address.

.... Conversion of the message in the AMHS/SITA Type X Gateway

..... The AMHS/SITA Type X Gateway converts the Type X message and its attributes into an AMHS (X.400) message.

..... The following main AMHS attributes / X.400 message elements form the AMHS Message:

/C=XX/A=ICAO/P=SPAIN/O=LEEE/OU1=LEMA/CN=LEMAZTZX/	- X.400 Recipient address
/C=XX/A=ICAO/P=SITA/O=TYPE-X/OU1=LFPG/CN=LFPGAFRX/	- X.400 Originator address
GG	- Message Priority
220944	- Filing time
PLEASE CONFIRM THE FOLLOWING TEXT	} Message text
text	

Example 11: Main attributes of an AMHS message

Note.– LFPGAFRX represents the AFTN address of the SITA Type X user.

..... The converted message (AMHS) is sent from the AMHS/SITA Type X Gateway MTA to the MTA of the adjacent COM Centre; in this scenario MTA-EDDD-1.

Note.– The AMHS/SITA Type X Gateway needs to include an MTA in order to be able to communicate with AMHS COM Centres.

.... Switching of the AMHS message by the MTA of the involved COM Centres EDDD and LEEE

Note.– In AMHS a COM Centre will be represented technically by its MTA.

..... The MTA-EDDD-1 will receive the above message and forward the message to MTA-LEEE-1 (PRMD=SPAIN) which will deliver the message to the User Agent (UA) of the Madrid Tower – /C=XX/A=ICAO/P=SPAIN/O=LEEE/OU1=LEMA/CN=LEMAZTZX/.

... Scenario from SITA to AFTN via AMHS

.... Message flow

..... Assume that the above SITA Type X user (Station manager of Air France in Paris Charles de Gaulle airport) has addressed the Tower of Ibiza equipped with an AFTN Terminal (LEIBZTZX) instead of the Direct AMHS User “Madrid Tower”. Figure 6 shows the expected message flow.

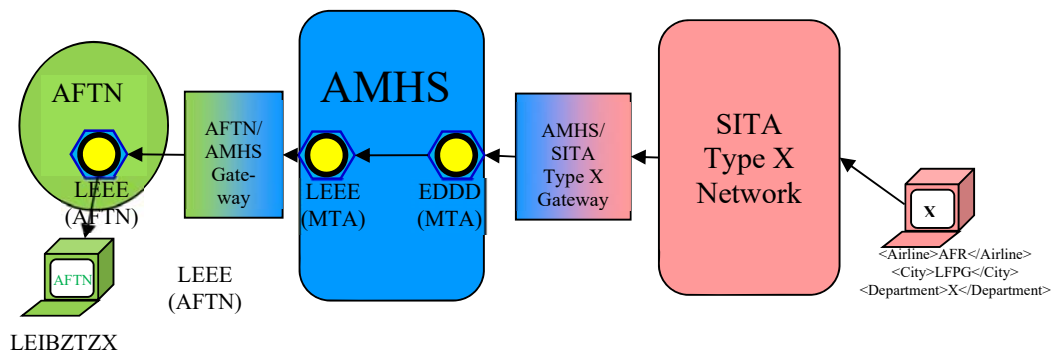


Figure 6: Example for a Message flow from SITA Type X to AFTN via AMHS

..... In this case, the message flow is the same till MTA-LEEE-1 as described in the previous flow, but the MTA-LEEE-1 will route the message to the MTCU of the AFTN/AMHS Gateway of COM Centre LEEE.

.... Conversion of the message in the AFTN/AMHS Gateway

..... The AFTN/AMHS Gateway of COM Centre LEEE converts the message to an AFTN message using the described AMHS message attributes:

<pre> /C=XX/A=ICAO/P=SPAIN/O=LEEE/OU1=LEIB/CN=LEIBZTZ/ /C=XX/A=ICAO/P=SITA/O=TYPE- X/OU1=LFPG/CN=LFPGAFRX/ GG 220944 PLEASE CONFIRM THE FOLLOWING TEXT text </pre>	<ul style="list-style-type: none"> - X.400 Recipient address - X.400 Originator address - Message Priority - Filing time
	} Message text

Example 12: Main attributes of the AMHS message to “Ibiza Tower”

..... The following AFTN message is generated by the AFTN/AMHS Gateway of COM Centre LEEE:

<pre> ZCZC GG LEIBZTZ 220944 LFPGAFRX PLEASE CONFIRM THE FOLLOWING TEXT text NNNN </pre>	} AFTN Message
--	----------------

Example 13: Converted AFTN message to “Ibiza Tower”

..... The AFTN part of the COM Centre LEEE receiving the above message from the AFTN/AMHS Gateway forwards it to the AFTN Terminal of the Tower of Ibiza LEIBZTZ.

... Scenario from AMHS to SITA

.... Message flow

..... Due to the content of the AMHS message received, the Operator in the Madrid Tower sends back to the originator the requested confirmation. Figure 7 shows the expected message flow.

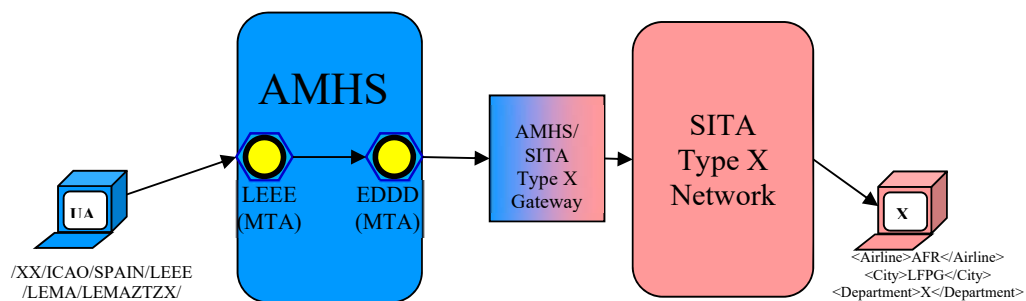


Figure 7: Example for a Message flow from SITA Type X to AMHS

.... **Generation of the message from a UA**

..... The Operator in the Madrid Tower creates an AMHS message with following AMHS/X.400 attributes at his User Agent (UA):

/C=XX/A=ICAO/P=SITA/O=TYPE-X/OU1=LFPG/CN=LFPGAFRX/	- X.400	Recipient
/C=XX/A=ICAO/P=SPAIN/O=LEEE/OU1=LEMA/CN=LEMAZTZX/	address	
GG	- X.400	Originator
220954	address	
CONFIRM RECEPTION OF YR 220944 LFPGAFRX	- Message Priority	
BRGDS LEMAZTZX	- Filing time	
	}	Message text

Example 14: Main attributes of the AMHS message from UA

..... The User Agent (UA) submits the AMHS message to MTA-LEEE-1.

.... **Switching of the AMHS message by the COM Centre MTAs (LEEE, EDDD)**

..... The MTA-LEEE-1 routes PRMD=SITA to MTA-EDDD-1 while MTA-EDDD-1 routes PRMD=SITA to the MTA of the AMHS/SITA Type X Gateway.

..... In the X.400 Routing Tables of all MTAs a routing entry for PRMD=SITA is provided. This is also valid for each other PRMD name.

.... **Conversion of the message in the AMHS/SITA Type X Gateway**

..... The AMHS/SITA Type X Gateway derives all necessary information for the SITA Type X message from the AMHS message attributes.

..... The addressed SITA Type X user receives the following SITA Type X message:

<Airline>ZTZ</Airline>	}	SITA Type X Originator address
<City>LEMA</City>		
<Department>X</Department>		
<Airline>AFR</Airline>	}	SITA Type X Recipient address
<City>LFPG</City>		
<Department>X</Department>		
CONFIRM RECEPTION OF YR 220944 LFPGAFRX	}	Message text
BRGDS LEMAZTZX		
=		

Example 15: Converted Type X message

.... **Address conversion principle in the AMHS/SITA Type X Gateway**

..... In the AMHS/SITA Type X Gateway following mapping for the address conversion from AMHS to SITA Type X is used:

AFTN address (example: LEMAZTZX)	→	SITA Type X address (8 letter)
Location indicator (4 letters)	→	<City>LEMA</City>
Three letter designator (3 letters)	→	<Airline>ZTZ</Airline>
Filler letter "X" or letter representing a department or division within the organization addressed (1 letter)	→	<Department>X</Department>

Table 3: Address conversion principle AMHS into SITA Type X

..... In the AMHS/SITA Type X Gateway the validity and access rights of the converted addresses are checked using the table based approach.

... Scenario from AFTN via AMHS to SITA

.... Message flow

..... Different to the above scenario, the Tower of Ibiza (Indirect AMHS User) replies to the message provided in ... from its AFTN Terminal (LEIBZTZX). Figure 8 shows the expected message flow.

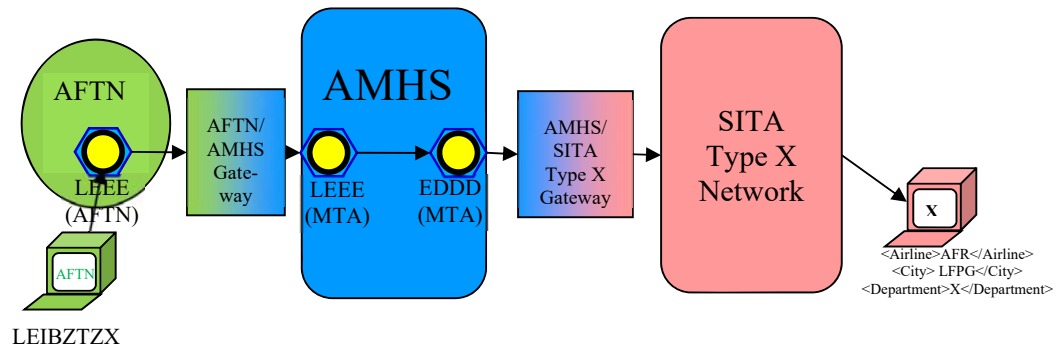


Figure 8: Example for a Message flow from AFTN to SITA Type X via AMHS

.... Generation of the message from an AFTN terminal

..... The Tower Operator of Ibiza (Indirect AMHS User) creates from its AFTN Terminal following responding AFTN message:

```
ZCZC ...
GG LFPGAFRX
220954 LEIBZTZX
CONFIRM RECEPTION OF YR 220944
LFPGAFRX
BRGDS LEIBZTZX
NNNN
```

} AFTN Message

Example 16: Generated AFTN message from "Ibiza Tower"

.... Switching of the AFTN message by the COM Centre serving LEIBZTZX

..... The AFTN part of the COM Centre in Madrid receiving the above message from the AFTN Terminal of the Tower of Ibiza LEIBZTZX forwards the message to the AFTN/AMHS Gateway.

..... **Attention:** The above AFTN message with Destination Address LFPGAFRX is only routed to the AFTN/AMHS Gateway in Madrid, if a full qualified entry for LFPGAFRX in the AFTN Routing Table exists pointing to the AFTN/AMHS Gateway. In all other cases the message will be routed in accordance with the routing of the Nationality Letters LF to the COM Centre of France in Bordeaux.

.... Message conversion in the AFTN/AMHS Gateway

..... The AFTN/AMHS Gateway converts the AFTN message into an AMHS message with following AMHS message attributes:

/C=XX/A=ICAO/P=SITA/O=TYPE-X/OU1=LOC1/CN=LFPGAFRX/	- X.400 Recipient address
/C=XX/A=ICAO/P=SPAIN/O=LEEE/OU1=LEIB/CN=LEIBZTZX/	- X.400 Originator address
GG	- Message Priority
220954	- Filing time
CONFIRM RECEPTION OF YR 220944 LFPGAFRX	} Message text
BRGDS LEIBZTZX	

Example 17: Main attributes of the AMHS message from “Ibiza Tower”

..... **Attention:** The address conversion of the AFTN Address “LFPGAFRX” into an O/R address of PRMD=SITA is only possible if the AFTN/AMHS Gateway is able to identify this address as an address representing a SITA Type X user. Otherwise this address would be converted into a “national” (French) O/R address and routed accordingly. In that case the message would never reach the AMHS/SITA Type X Gateway and so never reach the intended SITA Type X user.

.... Switching of the AMHS message by the involved COM Centre MTAs

..... In the positive case that the AFTN/AMHS Gateway has converted the AFTN message correctly in an AMHS message, the MTA-LEEE-1 routes PRMD=SITA to MTA-EDDD-1 while MTA-EDDD-1 routes PRMD=SITA to the MTA of the AMHS/SITA Type X Gateway.

.... Conversion of the message in the AMHS/SITA Type X Gateway

..... The message is converted as described in and finally delivered to the addressed SITA Type X user.

.. Transitional aspects from SITA Type B to SITA Type X

... With the evolution of the SITA messaging environment by creating the SITA Type X network, a Type B/Type X Gateway is in operation on SITA side in order to ensure the reachability of former Type B users migrated to Type X capabilities.

... There are two migration scenarios in the SITA messaging environment:

- migration of the end users from Type B to Type X capabilities; and

- migration from AFTN Type B to AMHS Type X gateways.

... The Type B/Type X Gateway will be used during both migration scenarios on SITA side which is seen as a longer process.

... From the view point of the AFS (either AFTN or AMHS) the Type B/Type X Gateway ensures that a SITA user remains reachable independent of an AFTN/SITA Type B Gateway or an AMHS/SITA Type X Gateway being used for communication.

... This configuration matter is under the responsibility of SITA and will be ensured in line with the progress of the different migration scenarios.

Representation of SITA Type X users by their AFTN addresses

.. Introduction

... In a mixed AFTN/AMHS environment it is essential – as described in (AFTN Routing) and (Address Conversion) – that all AFTN addresses representing SITA Type X users can be identified as such.

... In the following Section the options will be discussed how an AFTN Address could be identified to represent a SITA Type X user. Two principle options are seen:

- Table based identification of SITA Type X users
- Use of a unique first letter in the AFTN address for SITA Type X users

.. Discussion of the options

... Option 1: Table based identification of SITA Type X users in AFTN

.... Principle

.... All SITA Type X users are listed with their AFTN addresses and O/R addresses (PRMD=SITA) in a special table.

.... This table will be used in:

- AFTN COM Centres to configure the exceptional AFTN Routing for all AFTN addresses representing SITA Type X users, and
- AFTN/AMHS gateways to configure the respective User address look-up table.

.... Exceptional routing of AFTN addresses representing SITA Type X users

.... In the AFS all messages with AFTN addresses representing SITA Type X users have to be routed towards the nearest AMHS island with a AMHS/SITA Type X connection (either in Europe or in Asia).

.... In order to fulfil this AFTN Routing requirement, certain AFTN COM Centres need additional entries in their AFTN Routing table for SITA Type X users. These entries are required in the AFTN COM Centre to ensure that the messages addressed to SITA are forwarded to an AFTN/AMHS Gateway.

.... The exceptional AFTN Routing must be configured in the following categories of AFTN COM Centres:

- a) AFTN COM Centres of States with AFTN addresses of SITA users;
- b) COM Centres with AFTN/AMHS Gateways;
- c) AFTN COM Centres which are in the routing path between an AFTN COM Centre corresponding to case a) above, and the nearest COM Centre corresponding to case b) above.

..... In an environment with few AFTN/AMHS Gateways, it could be needed to configure the exceptional routing in all AFTN Centres. Conversely, category c) is not required, if all COM Centres of category a) above either include an AFTN/AMHS Gateway or are adjacent to a COM Centre with an AFTN/AMHS Gateway.

.... **Address conversion of AFTN addresses representing SITA Type X users**

..... In the table based option the table mentioned in ... provides the mapping of AFTN addresses of SITA Type X users to the O/R address with PRMD=SITA.

..... In the AFTN/AMHS Gateways the table based address conversion is done by means of the User address look-up table.

..... The mapping of AFTN addresses of SITA Type X users to the PRMD=SITA can only ensure that those messages are routed correctly to the AMHS/SITA Type X Gateway within the AMHS network.

..... As an example, if not contained in the User address look-up table, the AFTN address LFPSSITN would be converted in the AFTN/AMHS gateway according to standard conversion rule for French AFTN addresses to :
/C=XX/A=ICAO/P=FRANCE/O=LFFF/OU1=LFPS/CN=LFPSSITN/.

..... However LFPSSITN is actually an AFTN address associated with a SITA Type X user so that it shall be routed to the AMHS/SITA Type X Gateway. Therefore, considering the above SITA – AMHS addressing scheme, LFPSSITN must be converted to /C=XX/A=ICAO/P=SITA/O=TYPE-X/OU1=LFPS/CN=LFPSSITN/ by use of the respective User address look-up table entry.

..... The same User address look-up table entries must be configured in all AFTN/AMHS gateways worldwide.

.... **Pros**

- No change of AFTN addresses representing SITA Type X users is required; all current SITA users can maintain their AFTN addresses.
- The principle of the address conversion option is described in the AMHS documentation (Doc 9880) and implemented in the AFTN/AMHS Gateways.
- This option is aligned with a fully transitioned AMHS solution.
- No update of any ICAO documentation (i.e. Doc 9880, Doc 7910) is required.
- This option is a solution which could be introduced quickly and without any risk.
- In a later stage, the big amount of information used in the User address look-up tables could be provided automatically via the European Directory Service (EDS), if available.

.... **Cons**

- The option will require the maintenance of a large User address look-up table in each AMHS COM Centre operating an AFTN/AMHS Gateway.

- Those AMHS COM Centres have to configure in their AFTN Routing tables the exceptional routing for all AFTN addresses present in the User address look-up table in direction to their MTCU.
- Other AFTN COM Centres may also have to configure an exceptional routing but in direction to a COM Centre nearby or related to an AFTN/AMHS Gateway to ensure that SITA Type X user related AFTN addresses are finally routed to a Gateway correctly.
- The EDS is not yet available.

... Option 2: Use of a unique first letter in the AFTN address for SITA Type X users

.... Principle

..... The AFTN Address representing a SITA Type X will start with a unique first letter, e.g. "X" which means de facto the allocation of an AFS Routing Area "X".

..... The AFTN addresses with a unique first letter have the following structure:

AFTN Address (8 letter)	derived from	SITA Type X address (7 letter)
"X" first letter of Location indicator		
2 nd -4 th letter of Location indicator	←	IATA Airport code (3 letter)
Three letter designator (3 letter)	←	ICAO Airline code (3 letter)
Filler letter "X" or letter representing a department or division within the organization addressed (1 letter)	←	Department code (1 letter)

Table 4: AFTN address structure of a SITA Type X user in option 2

..... The AFTN Address representing a SITA Type X could be assigned easily in the AMHS/SITA Type X Gateway as follows:

SITA Type X user	SITA Type X address	Assigned AFTN address
Operations manager of Lufthansa in Frankfurt	<Airline>DLH</Airline> <City>FRA</City> <Department>O</Department>	XFRADLHO
Station manager of Air France in Paris Charles de Gaulle airport	<Airline>AFR</Airline> <City>CDG</City> <Department>T</Department>	XCDGAFRT

Table 5: SITA Type X and AFTN addresses of SITA Type X users in option 2

.... **Routing of AFTN addresses representing SITA Type X users**

..... All AFTN addresses representing SITA Type X users can be routed towards the nearest AMHS island with an AMHS /SITA Type X connection by the routing indicator “X”.

..... In order to fulfil this AFTN routing requirement in all AFTN COM Centres only one additional entry (X for routing to the next AFTN/AMHS Gateway) is required.

.... **Address conversion of AFTN addresses representing SITA Type X users**

..... In the AFTN/AMHS Gateway the address conversion would be done as for other AFTN addresses.

..... Only one additional entry needs to be inserted into the MD Look-up table and in the CAAS table. No entries are required in the **User address look-up table**.

..... All SITA Type X users communicating with the AFTN are identified by the AFTN address starting with “X”. The address conversion is done with one general rule in the AFTN/AMHS Gateway. All AFTN addresses belonging to the AFS Routing Area “X” are converted to /C=XX/A=ICAO/P=SITA/O=TYPE-X/OU1=.../CN=.../ with the Location indicator in OU1 and the AFTN address in CN.

AFTN address	O/R address
XFRADLHO	/C=XX/A=ICAO/P=SITA/O=TYPE-X/OU1=XFRA/CN=XFRADLHO/

Example 18: Conversion of XFRADLHO into O/R address

.... **Pros**

- The AFTN/AMHS address conversion could be employed for either XF or CAAS addressing as it is done for all other AFTN addresses.
- Each user from outside the AFTN and reachable via a dedicated Gateway is uniquely (one-to-one) identified within the AFTN.
- The routing tables in all AFTN COM Centres worldwide require only one additional entry (to route ‘X’...).

- Traditional AFTN routing could be employed, no exceptional routing entries required.

.... **Cons**

- A general change of all AFTN addresses for SITA users (currently used and locally known AFTN addresses become invalid).
- This option needs to be discussed in ICAO level. It has to be taken into account that this option has already been rejected by ICAO once.
- An update of Doc 7910 is required to introduce the new AFS Routing Area (the SITA “locations” are listed yet – IATA code) and to introduce the resulting new AFTN address structure.
- The institutional changes could take too much time with unknown result and might not meet the time constraints for the replacement of X.25, low speed lines and other equipment.

.. **Proposed solution**

... **First conclusions**

.... The option to use of a unique first letter in the AFTN address for SITA Type X users (allocation of a Routing area) seems to be too complicated to meet the time constraints mentioned above.

.... Especially the administrative problems in ICAO level are not calculable.

.... Therefore, the Group discussed another approach based in principle on option 1 in order to limit the drawbacks to all COM Centres worldwide.

... **Principle of the proposed solution**

.... The table based approach (use of User address look-up table) is the preferred option but with a number of slight modifications to the plan initially presented by SITA.

.... **First**, the current topology of the interconnections between AFTN and SITA should remain in the first phase of the migration to AMHS. That means that the migration from the AFTN/SITA Type B Gateways to the AMHS/SITA Type X Gateways should be done step by step, starting with the most needed replacement of an existing AFTN/SITA Type B Gateway connection by an AMHS/SITA Type X one.

.... The advantage of such an approach is that in this stage only one COM Centre is involved and an urgent need could be satisfied. Only minor drawbacks to others could occur.

.... Due to the fact that most of the EUR COM Centres today serving a SITA Type B Gateway have proven AMHS capabilities, such a replacement could be continued.

.... One precondition is that the AFTN/SITA Type B Gateways and the AMHS/SITA Type X Gateways can operate in parallel for a longer time during which the possible target topology could be defined.

.... **Second**, the former planned two AMHS/SITA Type X connections have to be expanded to a larger number so that all ICAO Regions are served sufficiently and independently. It has to be clarified how many Regional interconnections AMHS/SITA Type X will be required.

.... Multiple inter-Regional connections would allow limiting the exceptional routing to Regional level. In consequence, not all SITA Type X user AFTN addresses have to be configured everywhere (not in all AFTN COM Centres worldwide).

.... The target topology should be discussed on Regional level. So the potential AFTN routing issues remain under Regional responsibility. On Regional level it could be decided how many connections would be sufficient.

.... In parallel to the stepwise replacement of the AFTN/SITA Type B Gateways, the target architecture could be discussed between the Regions not affecting the deployment of the AMHS/SITA Type X rollout. This global coordination should be seen as an optimisation process.

.... **Third**, SITA had chosen to use a CAAS addressing scheme. In this sense the request for allocation of a PRMD named SITA under the ADMD of ICAO was made at ICAO HQ level. However, if the table based approach is used for identifying of SITA Type X users in AFTN, the selection of the addressing scheme CAAS or XF has no relevance.

.... It doesn't really matter in the User address look-up table, if the corresponding O/R address for a SITA Type X user is in accordance with XF or CAAS. Within the AMHS the routing will be performed by the PRMD=SITA only. No other attribute has routing relevance.

.... In the User address look-up table more attributes have to be maintained correctly if the CAAS addressing scheme is used in the future. The XF addressing scheme needs the minimum required attributes only:

XF: /C=XX/A=ICAO/P=SITA/O=AFTN/OU1=<AFTNADDR>/

Where <AFTNADDR> – AFTN address representing the SITA Type X user

.... **Therefore**, it is recommended that the XF schema shall be used for the O/R addresses of the SITA Type X users. The User address look-up table entries can be created easier compared to CAAS.

.... Once address mapping information became available through Directory services such as the European Directory Service (EDS), a Directory-based solution would ease distribution of address mapping information.

Communication requirements for the AMHS/SITA Type X Gateway

.. Technical requirements

... Requirement 1: The AMHS/SITA Type X Gateway shall be interconnected to AMHS COM Centres by use of the X.400 Message Transfer Protocol (P1) over IPv4 or IPv6.

... Requirement 2: Based on the requirements for long-term logging at the AFTN/AMHS Gateway, the AMHS/SITA Type X Gateway shall perform traffic logging as per ICAO Doc 9880, Part II, section 4.3.1.

... Requirement 3: Before the AMHS/SITA Type X Gateway will be interconnected to an AMHS COM Centre in the EUR Region, the gateway system shall pass an AMHS Conformance Tests based on the EUR AMHS Manual, Appendix D provisions.

... Requirement 4: Any further operational testing shall be based on the AMHS Interoperability and AMHS Pre-operational Tests laid down in the EUR AMHS Manual, Appendices E and F.

.. Operational requirements

... Requirement 5: At minimum two AMHS/SITA Type X Gateway operators (main and backup) shall participate in AMC (ATS Messaging Managements Centre) Operations. They will be registered in AMC as External COM Operators.

... Requirement 6: SITA has to ensure that qualified Operators are nominated as External COM Operator participating and acting actively in order to ensure an up-to-date data base in the AMC and resulting in the AMHS/SITA Type X Gateways.

... Requirement 7: The address conversion in the AMHS/SITA Type X Gateway shall be based on the actual AMHS Address Managements Tables provided by the AMC on regular basis (AIRAC cycle). Later on, the Address Management data should be downloaded from EDS (European Directory Service) when operational.

.. Specific operational requirements

... Requirement 8: The AMHS/SITA Type X Gateways shall ensure that only those SITA Type X users communicate with the AMHS which are registered, trained and published as indirect AMHS users.

... Requirement 9: The AMHS/SITA Type X Gateways shall ensure that each generated AMHS message contains as originator address only those SITA Type X users addresses listed in the User address look-up table. All messages with SITA Type X users addresses not listed in the User address look-up table shall be suppressed and never reach the AMHS.

... Requirement 10: The responsible AMHS/SITA Type X Gateway operator shall maintain the User address look-up table in the AMC with all SITA Type X users allowed to communicate with AMHS containing their SITA Type X address as AFTN address and the corresponding O/R address with PRMD=SITA.

... Requirement 11: The responsible AMHS/SITA Type X Gateway operator shall maintain the User Capabilities of the SITA Type X users communicating with AMHS via the AMHS/SITA Type X Gateways in the AMC (AMHS User Capabilities Table).

... Requirement 12: The responsible AMHS/SITA Type X Gateway operator shall ensure that the tables in the AMHS/SITA Type X Gateways are consistent with the tables maintained in AMC at any time of operations.

... Requirement 13: For this purpose, the AMHS/SITA Type X Gateways shall support the “versioning” of the operational tables as provided by AMC and later on by EDS.

... Requirement 14: The responsible AMHS/SITA Type X Gateway operator shall ensure good coordination practices and processes are in place by adopting the recommended best practices detailed in the EUR Doc 021 ATS Messaging Management Manual, Section 5.1.10: Third Party Gateway Coordination of AMHS User Addresses Guidelines.

Requirements concerning Underlying IP Infrastructure

.. Requirement 15: The IPv4 connection between an AMHS/SITA Type X Gateway and an AMHS COM Centre shall be redundant. That means that such an IP connection will not be interrupted by single hardware faults. Any SPOFs (single point of failure) have to be avoided.

.. Requirement 16: The final acceptance tests of the IP infrastructure between an AMHS/SITA Type X Gateway and an AMHS COM Centre have to be performed in line with the principles laid down in provisional EUR Doc 027 – IP Infrastructure Test Guidelines for EUR AMHS.

.. Requirement 17: Especially the recovery time after single outages of one component of a redundant connection (router, firewall or others) shall be measured and should be in a range of 10 seconds.

.. Requirement 18: The dimensioning of the connection (bandwidth) has to be done based on the real traffic figures. Potential growing of the traffic as well as additional bandwidth for recover scenarios has to be taken into account.

Migration scenario

.. Precondition for the start of the migration is completion of the AMHS/SITA Type X Gateway specification and the successful implementation documented by the Acceptance Tests and the AMHS Conformance Tests.

.. The migration should be started by defined pilot connections in close cooperation with the foreseen first COM Centre(s) in the EUR Region.

.. It is recommended to agree on a schedule of the required steps as there are:

- Completion and test of the IP infrastructure;
- Planning of the AMHS Interoperability Tests;
- Coordination of the Operational procedures between the AMHS COM Centres and the SITA Type X Gateways;
- Planning of the Pre-operational Tests;
- Date of operation.

.. In parallel the SITA Type X Gateway operators shall setup the required tables in the AMC as there are:

- User address look-up table, and
- AMHS user Capabilities Table.

.. From the very beginning the complete tables shall be maintained by the SITA Type X Gateway operators (not tailored or shortened tables) in order to ensure the setup of the required AFTN/AMHS Gateway tables and the X.400 and AFTN routing tables in the COM Centres worldwide.

.. If the pilot implementation is finished successfully the next connections should be replaced.

.. In line with the discussions with the other ICAO Regions and their results the replacement of AFTN/SITA Type B Gateway connections by AMHS/SITA Type X Gateway connections should be performed.

.. The AMC Operator will assist and monitor the progress in cooperation with the assigned SITA Type X Gateway Operator.

.. The Operations Group of AST TF (AST OG) will monitor the migration and offer support.

Road map

.. The replacement of the current AFTN/SITA Type B connections by AMHS/SITA Type X ones has become very urgent in the last months due to the announced decommissioning of low speed links by the telecom providers in several European States by end of 2014.

.. A further driving factor is the need to be prepared for XML based information exchange such as digital NOTAMs (AIXM), Flight plans (FIXM) and meteorological messages (WXXM).

.. The following road map coordinated with SITA should be envisaged in order to meet the above mentioned communication requirements:

Adoption of the AMHS/SITA Type X concept by AFSG/17	2013 April
Completion of AMHS/SITA Type X Gateway Specification	2013
Definition of the pilot replacements of AFTN/SITA Type B by AMHS/SITA Type X connections in EUR	2013
Definition of the target topology	2013
Discussion of the AMHS/SITA Type X concept with other ICAO Regions	2013
Factory Acceptance testing including AMHS Conformance Tests	2013
First AMHS Interoperability Test in the EUR Region	2014
Completion of the Operational procedures (Cooperation of the AMHS COM Centres and SITA Type X Gateways)	2014
Initial data entry in AMC (User address look-up table)	2014
Definition of the replacements of AFTN/SITA Type B by AMHS/SITA Type X connections in other ICAO Regions	2014
First Pre-operational Tests in the EUR Region	2014

Date of operation in the EUR Region 2014/2015

Continued replacement of AFTN/SITA
Type B by AMHS/SITA Type X
connections in EUR and other ICAO
Regions 2015

AMHS/SITA Type X Gateway implementation

.. Structure of the AMHS/SITA Type X Gateway

... Mid 2014 the AMHS/SITA Type X Gateway was implemented in Atlanta and the first AMHS Interoperability Test were planned between Switzerland and SITA as well as Germany and SITA.

... Due to the urgent need to replace the low speed AFTN connection of the SITA Type B Gateway and the delayed transition of SITA Type B users towards SITA Type X, an AFTN/AMHS Gateway component was added to the AMHS/SITA Type X Gateway. Figure 9 shows the initial AMHS connections and the structure of the AMHS/SITA Type X Gateway extended by an AFTN/AMHS Gateway (MTCU and AFTN component).

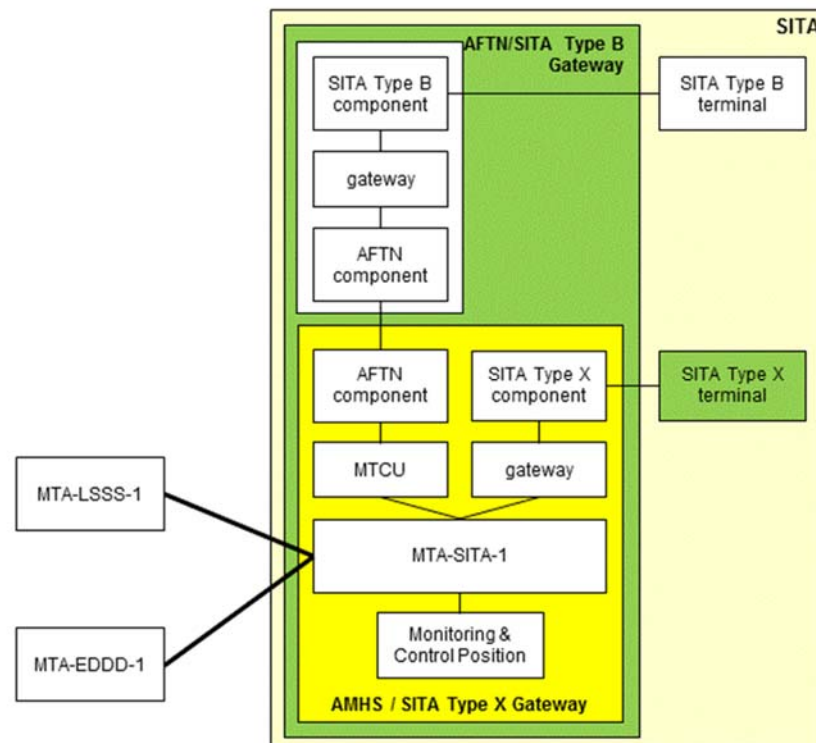


Figure 9: Extended structure of the AMHS/SITA Type X Gateway

.. Additional operational requirements

... Due to the deviation from the former approved concept the Requirement 3 (see ...) has to be extended in such a way that both Gateways (MTCU to Type B and “gateway” to Type X) shall pass AMHS Conformance Tests based on the EUR AMHS Manual, Appendix D.

... The AMHS Interoperability Tests (IOT) have to be extended as well in order to cover the new structure of the AMHS/SITA Type X Gateway. The recommended IOT address space for the AMHS/SITA Type X Gateway is provided in B.4.

... The priority mapping from SITA Type X towards AMHS shall be performed as follows:

SITA Type X Priority	X.400 Priority	Priority in ATS Message Header (option 1)	Priority in ATS Message Header(option 2)
0	urgent	SS	SS
1	normal	DD	FF
2	normal	FF	FF
3	non-urgent	GG	GG
Without priority	non-urgent	KK	GG

Table 6: Priority mapping

... The use of priorities shall be in line with the provisions of Annex 10, Volume II especially for:

Message category	Priority indicator
distress messages (see 4.4.1.1.1 [1])	SS
urgency messages (see 4.4.1.1.2 [1])	DD
flight safety messages (see 4.4.1.1.3 [1])	FF
meteorological messages (see 4.4.1.1.4 [1])	GG
flight regularity messages (see 4.4.1.1.5 [1])	GG
aeronautical information services messages (see 4.4.1.1.6 [1])	GG
aeronautical administrative messages (see 4.4.1.1.7 [1])	KK
service messages (see 4.4.1.1.9 [1])	(as appropriate)

Table 7: Annex 10 priority provisions

.. Checking of originator address of incoming messages

... According to ... the AMHS/SITA Type X Gateways shall ensure that each generated AMHS message contains as originator address one of the SITA Type X users addresses listed in the User address look-up table. All messages with SITA Type X users addresses not listed in the User address look-up table shall be suppressed and never reach the AMHS.

... In order to ensure that the above requirement is fulfilled during daily operations each SITA interconnected COM Centre shall check the originator addresses of messages on the incoming X.400 P1 connection.

... Only messages with originator addresses of SITA Users agreed and listed in the User address look-up table of AMC shall be accepted and routed into the AMHS; all other messages shall be refused by an NDR with supplementary information “originator not listed”.

.. Communication scenarios in the current SITA Type B / AFTN / AMHS environment

... Introduction

.... During the transition period from the current SITA Type B network towards the future SITA Type X network additional communication scenarios need to be considered parallel to those described in Section ...

.... Resulting potential requirements for this type of communications are summarised in Section

.... The following communication scenarios describe typical expected message flows between specific SITA Type B Users on the one hand and indirect AMHS Users on the other hand.

.... In the example following communication partners are involved:

- SITA Type B User: The Operations Manager of Lufthansa in Frankfurt.
His SITA Type B address should be: FRAOOLH.
His assigned AFTN address should be EDDFDLHO
(published in AMC - User Address Look-up Table)
- Direct AMHS User: An User Agent in Vienna with the AMHS (O/R) address:
`/C=XX/A=ICAO/P=AUSTRIA/O=LOVV/OU1=LOWW/CN=LOWWYRYX/`.
- Indirect AMHS User (AFTN User): The Operator of Tower in Berlin-Tegel.
His AFTN Address is EDDDBZTX.
His AMHS (O/R) address is: `/C=XX/A=ICAO/P=GERMANY
/O=EDWW/OU1=EDDB/CN=EDDBZTX/`.

.... A fictive message exchange among them is the base of the following scenarios:

- from SITA Type B to AMHS, and
- from AMHS to SITA Type B

... Scenario from SITA Type B to AMHS

.... Message flows

..... Figure 10 shows the Message flow from a SITA Type B terminal to an AMHS User Agent (UA) and an AFTN Terminal via the involved network elements. The switching nodes within the AMHS are the MTAs (Message transfer agents).

At the SITA side an AFTN/AMHS Gateway as well as an AMHS/SITA Type X Gateway and an AFTN/SITA Type B Gateway are used.

..... The SITA Type B (FRAOOLH) user wishes to send a message from its SITA Type B Terminal to a Direct AMHS User (LOWWYRYX) and to an Indirect AMHS User (EDDBZTX).

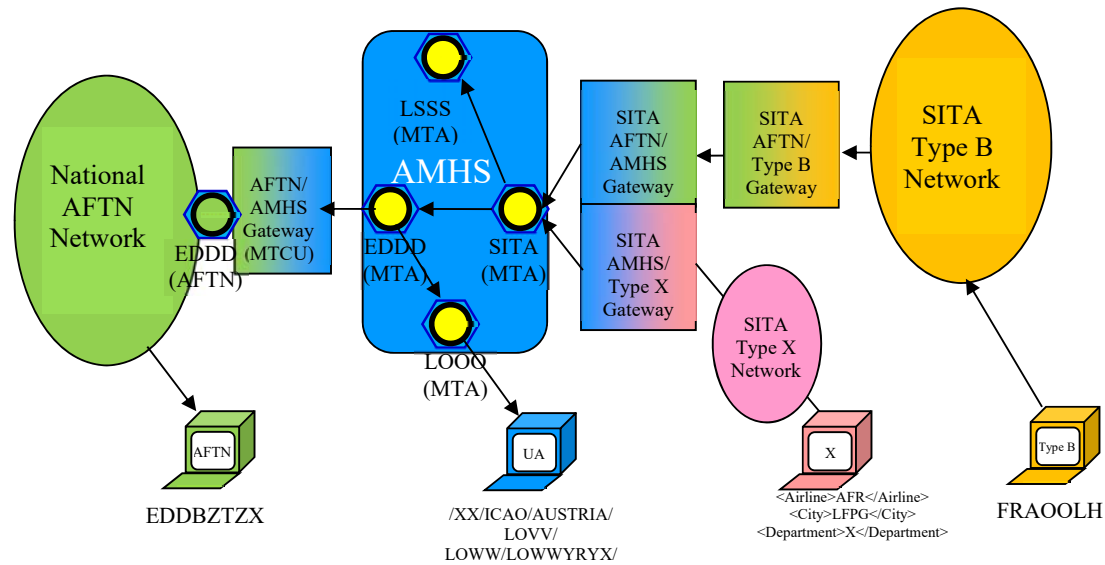


Figure 10: Message flow from a SITA Type B Terminal to AMHS (UA and AFTN Terminal)

.... Generation of the messages

..... Depending on the method used (also see ..), the SITA Type B User (here the Operations manager of Lufthansa in Frankfurt) can generate the following messages:

- a) The following example illustrates the “envelope method” (embedded AFTN message, see also):

```

QU HDQYFXS
.FRAOOLH 220944
GG EDDBZTZ LOWWYRYX
220944 EDDFDLHO
PLEASE CONFIRM THE FOLLOWING
TEXT
<text>
=

```

} SITA Type B header
 } Embedded AFTN Message

Example 19: Type B message with embedded AFTN message

- b) The following example illustrates the “conversion method” (see also):

```

QN BERXXZT
.FRAOOLH 123456
FREE TEXT

```

} SITA Type B header with BERXXZT as Destination address is routed to the AFTN/SITA Type B Gateway plus message text (FREE TEXT)

Example 20: Type B message to be converted from SITA to AFTN

..... In both cases the SITA Type B message will be routed to the AFTN/SITA Type B Gateway.

.... Conversion of messages in the AFTN/SITA Type B Gateway

..... In case the “envelope method” is used (Example 19), the AFTN/SITA Type B Gateway removes the SITA envelope and forwards the “embedded” AFTN message direct to the SITA AFTN/AMHS Gateway. No further tables are required.

```
GG EDDBZTZ LOWWYRYX
220944 EDDFDLHO
PLEASE CONFIRM THE FOLLOWING
TEXT
<text>
```

} AFTN Message

Example 21: Embedded AFTN message

Note.— The appropriate Heading and Ending parts of the AFTN message are not shown in the examples.

..... In case the “conversion method” is used (Example 20), the AFTN/SITA Type B Gateway converts the Type B message into an AFTN message by creating the AFTN message header and attaching the SITA Type B message as message text.

..... For the conversion, the AFTN/SITA Type B Gateway uses the XA Table, which provides the mapping of SITA Type B addresses to AFTN Destination addresses. In this specific case the entries of the XA table would be:

	SITA Address	AFTN Address	Remark
	
	BERXXZT	EDDBZTZ	used as Destination address
	
	FRAOOLH	EDDFDLHO	used as SITA Originator address
	

Table 8: Required XA Table entries for Example 20

..... As Originator address, either the AFTN address of the respective gateway or the converted (mapped) SITA Type B originator address is used.

..... In the mentioned Example 20 the converted AFTN messages should look like:

```
GG EDDBZTZ
123456 EDDFDLHO
QN BERXXZT
.FRAOOLH 123456
FREE TEXT
```

} AFTN Message header
} attached SITA Message

Example 22: Converted AFTN messages

Note.— The appropriate Heading and Ending parts of the AFTN message are not shown in the examples.

..... In both cases, the taken over or converted AFTN message priorities have to be in line with the provisions of Annex 10 as described in ... (Table 7).

..... The messages are routed directly to the SITA AFTN/AMHS Gateway (interconnection between the AFTN/SITA Type B Gateway and the SITA AFTN/AMHS Gateway).

.... **Conversion of messages in the SITA AFTN/AMHS Gateway**

..... The SITA AFTN/AMHS Gateway converts the AFTN messages into AMHS messages with the following AMHS message attributes:

- X.400 Recipient addresses
- X.400 Originator address
- Message Priority
- Filing time
- Message text

..... The address conversion will be performed according to the provisions of ICAO Doc 9880 by using the three specified Address Look-up Tables (Doc 9880, Part II, 4.3.2):

- MD look-up table (AMHS Management Domain Register),
- CAAS look-up table (CAAS Table), and
- User address look-up table (User Address Table),

..... In order to assign the correct O/R address (especially the correct PRMD attribute) all “SITA User Addresses” have to be listed in the User address look-up table. Therefore the following entries are required for the given example:

User Short Name	AFTN Addr Indicator	O/R Address
...	...	/XX/ICAO/SITA/AFTN/ ... /
FRAOLH	EDDFDLHO	/XX/ICAO/SITA/AFTN/EDDFDLHO/
...	...	/XX/ICAO/SITA/AFTN/ ... /

Table 9: Required User address look-up table entries for Example 21 and Example 22

Note.– All AFTN Address Indicators used for SITA users have to be coordinated with the States concerned before entering in the AMC User address look-up table.

..... The address conversion of the AFTN addresses of ANSPs and ATS Organisations are performed normally by algorithm using the MD look-up table (AMHS Management Domain Register) and CAAS look-up table (CAAS Table).

..... The resulting X.400 O/R addresses of the given example are the following:

AFTN Addr Indicator	O/R Address	Remark
---------------------	-------------	--------

EDDBZTZX	/XX/ICAO/GERMANY/EDWW/EDDB/EDDBZTZX/	X.400 Recipient
EDDFDLHO	/XX/ICAO/SITA/AFTN/EDDFDLHO/	X.400 Originator
LOWWYRYX	/XX/ICAO/AUSTRIA/LOVV /LOWW/LOWWYRYX	X.400 Recipient

Table 10: Resulting O/R addresses for the given examples

..... The other Attributes of the AFTN message are mapped one-to-one to the AMHS Message Attributes.

..... As a typical example, the main attributes of the AMHS message resulting from the conversion of the “embedded” AFTN message (Example 21) are shown below:

/C=XX/A=ICAO/P=GERMANY/O=EDWW/OU1=EDDB /CN=EDDBZTZX/	- 1. X.400 Recipient address
/C=XX/A=ICAO/P=AUSTRIA/O=LOVV /OU1=LOWW/CN=LOWWYRYX /	- 2. X.400 Recipient address
/C=XX/A=ICAO/P=SITA/O=AFTN/OU1=EDDFDLHO/ GG	- X.400 Originator address - Message Priority
220944	- Filing time
PLEASE CONFIRM THE FOLLOWING TEXT <text>	} Message text

Example 23: Main attributes of the converted AMHS message

..... The main attributes of the AMHS message resulting from the conversion of the Type B message are shown below (Example 20/Example 22):

/C=XX/A=ICAO/P=GERMANY/O=EDWW/OU1=EDDB /CN=EDDBZTZX/	- X.400 Recipient address
/C=XX/A=ICAO/P=SITA/O=AFTN/OU1=EDDFDLHO/ GG	- X.400 Originator address - Message Priority
123456	- Filing time
QN BERXXZT .FRAOOLH 123456 FREE TEXT	} Message text

Example 24: Main attributes of the converted AMHS message

.... **Switching of the AMHS message by SITA MTA and COM Centre EDDD MTA**

..... According to the AMHS Routing Table every AMHS (X.400) message is transferred to the adjacent MTA or to the Gateways, if any. In case of the SITA MTA, two internal Gateways exist and a certain number of adjacent MTAs are planned to each ICAO Region (4 to EUR, 2 to ASIA etc.).

..... In the given example the AMHS message will be transferred to Germany while the German MTA transfers the message to the own AFTN/AMHS Gateway and to the Austrian MTA in Vienna.

..... It should be assumed that the Austrian MTA in Vienna is serving a User Agent (UA) and the AMHS message is delivered to the addressed recipient directly.

..... In case of Germany the AMHS message is converted back to an AFTN message, forwarded to the German Domestic Network (AFTN) and finally delivered to the addressed AFTN Station.

... Scenario from AMHS to SITA Type B

.... Message flows

..... Figure 11 shows the opposite Message flow as above from an AMHS User Agent (UA) and an AFTN Terminal to a SITA Type B terminal via the involved network elements. The switching nodes within the AMHS are the MTAs (Message transfer agents).

..... The Direct AMHS User (LOWWYRYX) and the Indirect AMHS User (EDDBZTZX) wish to send a message from their respective Terminals to a SITA Type B user (FRAOOLH).

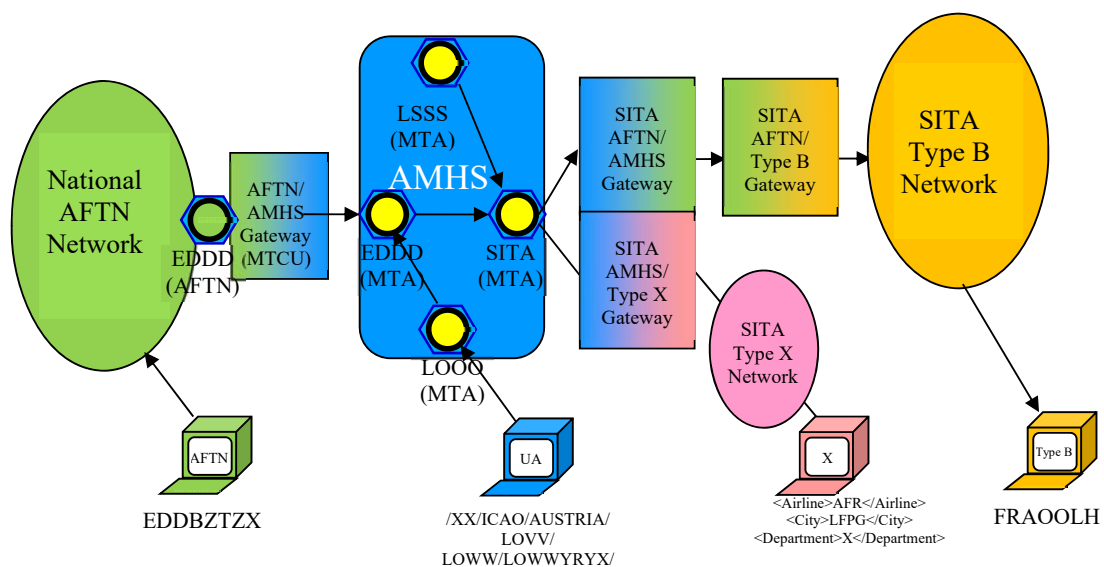


Figure 11: Message flow from UA and AFTN Terminal to SITA Type B Terminal via AMHS

..... While the Direct AMHS User (LOWWYRYX) generates an AMHS message the Indirect AMHS User (EDDBZTZX) generates an AFTN message.

.... Generation of the AMHS messages by the User Agent

..... An example of an AMHS message (typical X.400 Attributes) generated in line with this scenario is provided below:

/C=XX/A=ICAO/P=SITA/O=AFTN/OU1=EDDFDLHO/	- X.400 Recipient address
/C=XX/A=ICAO/P=AUSTRIA/O=LOVV	- X.400 Originator address
/OU1=LOWW/CN=LOWWYRYX /	
GG	- Message Priority
221035	- Filing time
CONFIRM RECEPTION OF YR 220944 EDDFDLHO	} Message text
BRGDS LOWWYRYX	

Example 25: Main attributes of the AMHS message sent by a User Agent

..... The AMHS message with the recipient address of the SITA User (PRMD=SITA) will be routed via MTA EDDD to the SITA MTA. There are no specific AMHS Routing requirements.

.... **Generation of the AFTN messages by the AFTN Terminal**

..... An example of the AFTN message generated by the AFTN Terminal in line with this scenario is provided below:

GG EDDFDLHO	}	AFTN Message header
221040 EDDBZTZX		
CONFIRM RECEPTION OF	}	AFTN message text
YR 220944 EDDFDLHO		
BRGDS EDDBZTZX		

Example 26: AFTN messages generated by an AFTN Terminal

..... The path of the AFTN message is more complicated. Due to the fact that this message has to reach the German AFTN/AMHS Gateway (MTCU) an exceptional routing must be defined in the German National network. Otherwise the AFTN message will be routed to an AFTN terminal in Frankfurt.

AFTN Routing Indicator	Main route	Alternate	Remark
EDDB	EDDB_TOWER		Normal routing
EDDF*	EDDF_TOWER		Normal routing
EDDFDLHO	MTCU		Exceptional routing

Table 11: Exceptional Routing entry for the given example

..... It is therefore important to conclude that in national AFTN environments, for each national assigned SITA User AFTN Address an exceptional AFTN Routing entry has to be defined either towards the MTCU or to the adjacent AFTN COM Centre serving an MTCU.

..... In the latter case the exceptional routing in the adjacent COM Centre has to be coordinated by the first COM Centre generating the exceptional traffic flow.

.... Conversion of the AFTN message in the AFTN/AMHS Gateway

..... The AFTN/AMHS Gateway converts the AFTN messages into AMHS messages with following AMHS message attributes:

- X.400 Recipient addresses
- X.400 Originator address
- Message Priority
- Filing time
- Message text

..... The address conversion will be performed according to the provisions of ICAO Doc 9880 by using the three specified Address Look-up Tables (Doc 9880, Part II, 4.3.2):

- MD look-up table (AMHS Management Domain Register),
- CAAS look-up table (CAAS Table), and
- User address look-up table (User Address Table).

..... The other Attributes of the AFTN message are mapped one-to-one to the AMHS Message Attributes.

..... The converted AMHS message (typical X.400 Attributes) is provided below:

/C=XX/A=ICAO/P=SITA/O=AFTN/OU1=EDDFDLHO/	- X.400 Recipient address
/C=XX/A=ICAO/P=GERMANY/O=EDWW/OU1=EDDB	- X.400 Originator address
/CN=EDDBZTZ/	
GG	- Message Priority
221040	- Filing time
CONFIRM RECEPTION OF YR 220944 EDDFDLHO	} Message text
BRGDS EDDBZTZ	

Example 27: Main attributes of the converted AMHS message (Example 26)

..... The converted AMHS message with the recipient address of the SITA User (PRMD=SITA) will be routed from the MTCU via MTA EDDD to the SITA MTA. There are no specific AMHS Routing requirements.

.... Switching of the incoming AMHS message by the SITA MTA

..... According to the AMHS Routing Table, every AMHS (X.400) message addressed to PRMD=SITA will be transferred primarily to the SITA AFTN/AMHS Gateway (MTCU). Later on, when the SITA Type X users are addressed the local AMHS Routing Tables of the SITA MTA will have to provide for distinction between the Gateways (either the SITA AFTN/AMHS Gateway – MTCU or the AMHS/SITA Type X Gateway).

..... In the given examples, the AMHS message will be transferred to the SITA AFTN/AMHS Gateway.

.... Conversion of messages in the SITA AFTN/AMHS Gateway

..... The SITA AFTN/AMHS Gateway converts the incoming AMHS messages into AFTN messages as follows:

1. Message coming from Austria (Example 25):

GG EDDFDLHO	}	AFTN Message header
221035 LOWWYRYX		
CONFIRM RECEPTION OF	}	AFTN message text
YR 220944 EDDFDLHO		
BRGDS LOWWYRYX		

Example 28: Converted AFTN messages from the User Agent

2. Message coming from Germany (Example 27):

GG EDDFDLHO	}	AFTN Message header
221040 EDDBZTZX		
CONFIRM RECEPTION OF	}	AFTN message text
YR 220944 EDDFDLHO		
BRGDS EDDBZTZX		

Example 29: Converted AFTN messages from the AFTN Terminal

..... The converted AFTN messages are routed to the AFTN/SITA Type B Gateway directly.

.... Conversion of messages in the AFTN/SITA Type B Gateway

..... Normally, the AFTN/SITA Type B Gateway converts the incoming AFTN messages into Type B message by creating the SITA Type B message header and attaching the AFTN message.

..... For the address conversion the AFTN/SITA Type B Gateway uses the IX Table, which provides the mapping of AFTN Destination addresses to SITA Type B addresses. In the specific cases, the entries of the IX table will be:

	AFTN Address	SITA Address	Remark
	
	EDDFDLHO	FRAOOLH	used as SITA Destination
	

Table 12: Required IX Table entries for Example 20

..... As SITA Originator is used: the SITA Service Address of the AFTN/SITA Type B Gateway connection from where the message has been received.

..... The resulting SITA Type B message from the AFTN Message (Example 28) will look like:

QN FRAOOLH	}	SITA Type B header
.FRAXXS 221035AFTN		
GG EDDFDLHO	}	Added AFTN message
221035 LOWWYRYX		
CONFIRM RECEPTION OF		
YR 220944 EDDFDLHO		
BRGDS LOWWYRYX		
=		

Example 30: Type B message converted from AFTN to SITA

.... The resulting SITA Type B message from the AFTN Message (Example 29) will look like:

QN FRAOOLH	}	SITA Type B header
.FRAXXS 221035AFTN		
GG EDDFDLHO	}	Added AFTN message
221040 EDDBZTZX		
CONFIRM RECEPTION OF		
YR 220944 EDDFDLHO		
BRGDS EDDBZTZX		
=		

Example 31: Type B message converted from AFTN to SITA

.... **Switching of the incoming SITA Type messages within the Type B network**

.... All messages entering the SITA Type B network via the AFTN/SITA Type B Gateway are routed according to their addresses and finally delivered to the addressed SITA Type B Terminals.

... **Examples of message conversion from AMHS to Type B and vice versa**

.... **AMHS to Type B (conversion method – AFTN message / no Type B payload)**

.... Incoming AMHS message at the SITA AFTN/AMHS Gateway:

```
Originator: /C=XX/A=ICAO/P=THAILAND/O=VTBB/OU1=VTBB/CN=VTBBZTZX
Recipient[1]: /C=XX/A=ICAO/P=SITA/O=AFTN/OU1=RPLLPALX
PRI: GG
FT: 120123
Message text: CONFIRM RECEPTION OF YR 120122 RPLLPALX
BRGDS VTBBZTZX
```

.... AFTN Message leaving the SITA AFTN/AMHS Gateway (RPLLPALX being routed to SITA AFTN/Type B Gateway):

```
GG RPLLPALX
120123 VTBBZTZX
CONFIRM RECEPTION OF YR 120122 RPLLPALX
BRGDS VTBBZTZX
```

..... Message leaving the SITA AFTN/Type B Gateway (RPLLPALX being translated to MNLXTPR [IX Table] and SLCXAXS being the Type B service address of the input connection.):

```
QN MNLXTPR
.SLCXAXS 120123AFTN
GG RPLLPALX
120123 VTBBZTZX
CONFIRM RECEPTION OF YR 120122 RPLLPALX
BRGDS VTBBZTZX
```

.... AMHS to Type B (Envelope method – Message text = Type B message)

..... Incoming AMHS message at the SITA AFTN/AMHS Gateway:

```
Originator: /C=XX/A=ICAO/P=THAILAND/O=VTBB/OU1=VTBB/CN=VTBBZTZX
Recipient[1]: /C=XX/A=ICAO/P=SITA/O=AFTN/OU1=WSSSSITX
PRI: GG
FT: 120123
Message text: QU SINXTSQ
.ATLXTDL 121212
TEXT 1
TEXT 1
```

..... AFTN Message leaving the SITA AFTN/AMHS Gateway (WSSSITX being routed to the SITA AFTN/Type B Gateway):

```
GG WSSSSITX
120123 VTBBZTZX
QU SINXTSQ
.ATLXTDL 121212
TEXT 1
TEXT 1
```

..... Message leaving the SITA AFTN/Type B Gateway (The AFTN Header being stripped off resulting into a pure Type B message):

```
QU SINXTSQ
.ATLXTDL 121212
TEXT 1
TEXT 1
```

.... AMHS to Type B (Conversion method – addressed Pilot Address, WSSSSITA)

..... Incoming AMHS message at the SITA AFTN/AMHS Gateway:

```
Originator: /C=XX/A=ICAO/P=THAILAND/O=VTBB/OU1=VTBB/CN=VTBBZTZX
Recipient[1]: /C=XX/A=ICAO/P=SITA/O=AFTN/OU1=WSSSSITA
PRI: GG
FT: 120123
Message text: YBBBQFAX
TEXT 2
TEXT 2
```

..... AFTN Message leaving the SITA AFTN/AMHS Gateway (WSSSITA being routed and to SITA AFTN/Type B Gateway):

```
GG WSSSSITA
120123 VTBBZTZX
YBBBQFAX
TEXT 2
TEXT 2
```

..... Message leaving the SITA AFTN/Type B Gateway (The Pilot address, WSSSSITA, is replaced by the first line of text, then a the Type B header is generated as in message with non-type B payload, YBBBQFAX being translated to BNEXTQF and SLCXAXS being the type B service address of the input connection and sent to Type B user.):

```
QN BNEXTQF
.SLCXAXS 120123AFTN
GG YBBBQFAX
120123 VTBBZTZX
TEXT 2
TEXT 2
```

.... **Type B to AMHS (Conversion method – with non-AFTN Payload)**

..... The Type B Message with Type B address IEVYAPS is routed to the SITA AFTN/Type B Gateway (known translation to UKKAYAYF):

```
QN IEVYAPS
.SINXTSQ 120123
TEXT 3
TEXT 3
```

..... AFTN Message leaving the SITA AFTN/AMHS Gateway (if Type B Originator exists in the XA translation table [say SINXTSQ=WSSSSIAX], the AFTN originator is the translation of the type B originator. Otherwise, WSSSSITX, the AFTN address of the SITA AFTN/AMHS Gateway is used).

```
GG UKKAYAYF
120124 WSSSSIAX
QN IEVYAPS
.SINXTSQ 120123
TEXT 3
TEXT 3
```

..... AMHS message leaving the SITA AFTN/AMHS Gateway:

```
Originator: /C=XX/A=ICAO/P=SITA/O=AFTN/OU1=WSSSSIAX
Recipient[1]: /C=XX/A=ICAO/P=UKRAINE/O=AFTN/OU1=UKKAYAYF
PRI: GG
FT: 120124
Message text: QN IEVYAPS
.SINXTSQ 120123
TEXT 3
TEXT 3
```

.... Type B to AMHS (Envelop method – with AFTN payload)

..... The Type B Message with Type B address HDQYFXS is routed to the SITA AFTN/Type B Gateway:

```
QN HDQYFXS
.SINXTSQ 120124
GG UKKAYAYF
120124 WSSSSIAX
AFTN TEXT
```

..... AFTN Message leaving the SITA AFTN/Type B Gateway (The Type B header is stripped):

```
GG UKKAYAYF
120124 WSSSSIAX
AFTN TEXT
```

..... AMHS message leaving the SITA AFTN/AMHS Gateway:

```
Originator: /C=XX/A=ICAO/P=SITA/O=AFTN/OU1=WSSSSIAX
Recipient[1]: /C=XX/A=ICAO/P=UKRAINE/O=AFTN/OU1=UKKAYAYF
PRI: GG
FT: 120124
Message text: AFTN TEXT
```

... Resulting potential requirements

.... Within the described communication paths (both directions) three different conversion tables are used. The entries of these tables shall be consistent (Requirement 19).

.... An entry in the User address look-up table, if it represents a SITA Type B User, shall correspond at least with one entry in the XA or IX Table. If this entry corresponds to both tables (XA and IX) the values shall be identical (Requirement 20).

Example:

User Address look-up table

User Short Name	AFTN Addr Indicator	O/R Address
...	...	/XX/ICAO/SITA/AFTN/ ... /
FRAOOLH	EDDFDLHO	/XX/ICAO/SITA/AFTN/EDDFDLHO/
...	...	/XX/ICAO/SITA/AFTN/ ... /

XA Table

	SITA Address	AFTN Address	Remark
	
	FRAOOLH	EDDFDLHO	used as SITA Origin
	

IX Table

	AFTN Address	SITA Address	Remark
	
	EDDFDLHO	FRAOOLH	used as SITA Destination
	

Example 32: Consistent entries in the three conversion tables

.. Topology and Routing requirements for COM Centres and SITA

... Current Topology and Routing principle SITA Type B to AFTN

.... Currently (August 2015), nine interconnections between the AFTN/AMHS and SITA Type B network are still in operation using AFTN protocol over XoT or IP. The SITA AFTN/Type B Gateway is connected to the following COM Centres:

- EDDD – FRANKFURT/MAIN INTL COM AFTN CENTRE, Germany
- EHAM – AMSTERDAM/SCHIPHOL, Netherlands
- FAOR – JOHANNESBURG INTERNATIONAL AIRPORT, South Africa
- LGGG – ATHINAI (ACC,FIC,COM,SAR,FIR/HELLAS ,UIR), Greece
- LPPT – LISBOA, Portugal
- LSSS – COM CENTRE SUISSE (GENEVE), Switzerland
- KATL – HARTSFIELD - JACKSON ATLANTA INTL, United States
- WSSS – SINGAPORE/CHANGI, Singapore
- YBBB – BRISBANE (FIR/FIC/ACC/COM/MET/NOF), Australia

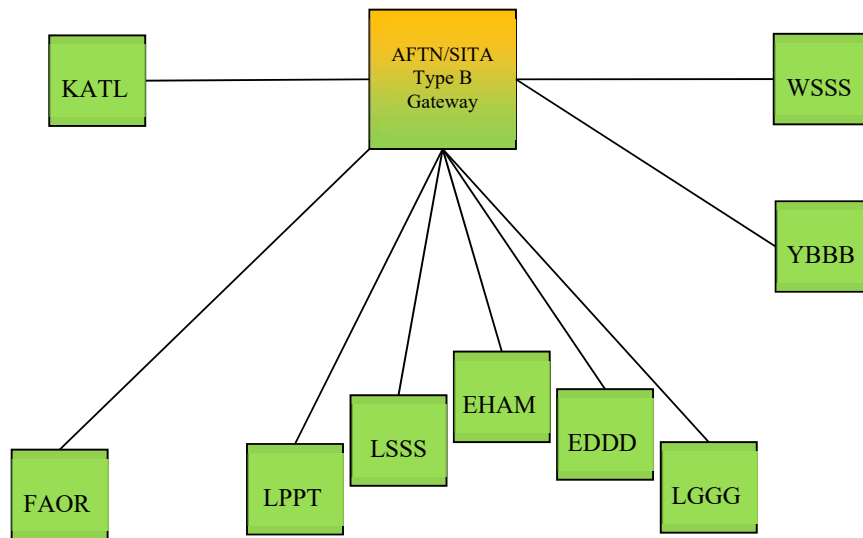


Figure 12: Current interconnection topology AFTN – SITA

.... In order to avoid that AFTN messages coming from the AFTN/SITA Type B Gateway are injected in the EUR AFS Network with non-EUR Originator addresses the principle “routing by Origin” was developed and introduced by SITA.

.... As the consequence of this principle all messages coming from an AFTN/SITA Type B Gateway are originated from the correct ICAO Region when reaching the AFTN. This is in line with the ICAO AFTN principles laid down in ANNEX 10. The example in Figure 13 should illustrate the principle.

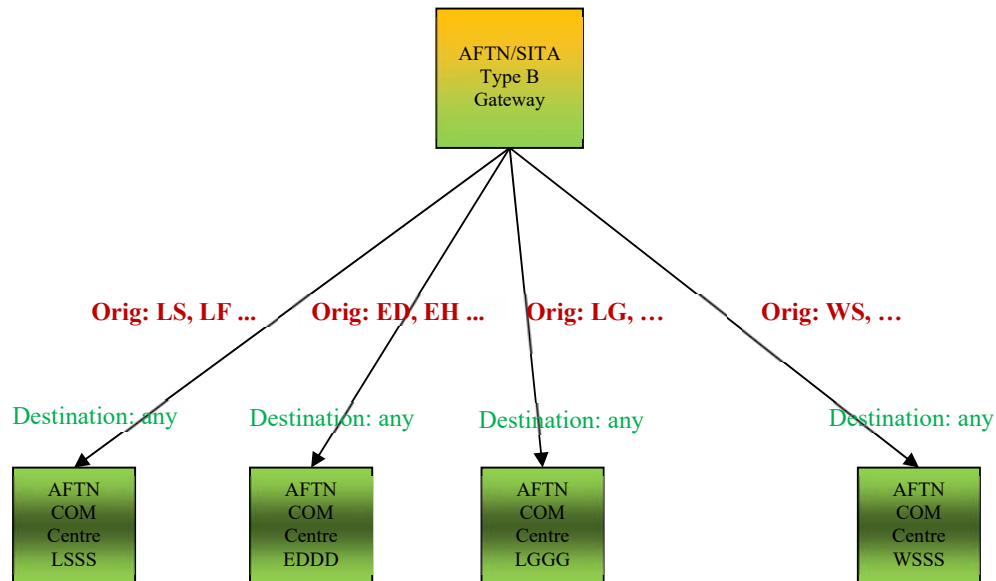


Figure 13: Routing by Origin

.... The receiving AFTN COM Centre forwards the incoming AFTN message in accordance with the Destination Addresses in the AFTN address line either to the interconnected AFTN station or to the responsible adjacent COM Centre.

... Target AMHS Topology and Routing principle

.... Section ... concluded that the former planned two AMHS/SITA Type X connections have to be expanded to a larger number so that all ICAO Regions are served sufficiently and independently.

.... At the AFSG – SITA Workshop in Atlanta (August 2015) SITA presented the planned regional AMHS interconnections to the ICAO Regions (. The SITA Network should be interconnected by at least two connections in each Region.

.... Due to lack of information from the ICAO AFI Region an initial approach was presented considering that three North African States (Algeria, Morocco and Tunisia) are moving to ICAO EUR/NAT Region, and two (Libya and Egypt) to ICAO MID Region. Two AMHS interconnection in this Region should be sufficient for cover all traffic of the AFI Region.

.... From the current point of view following connections from SITA into the ICAO Regions are targeted:

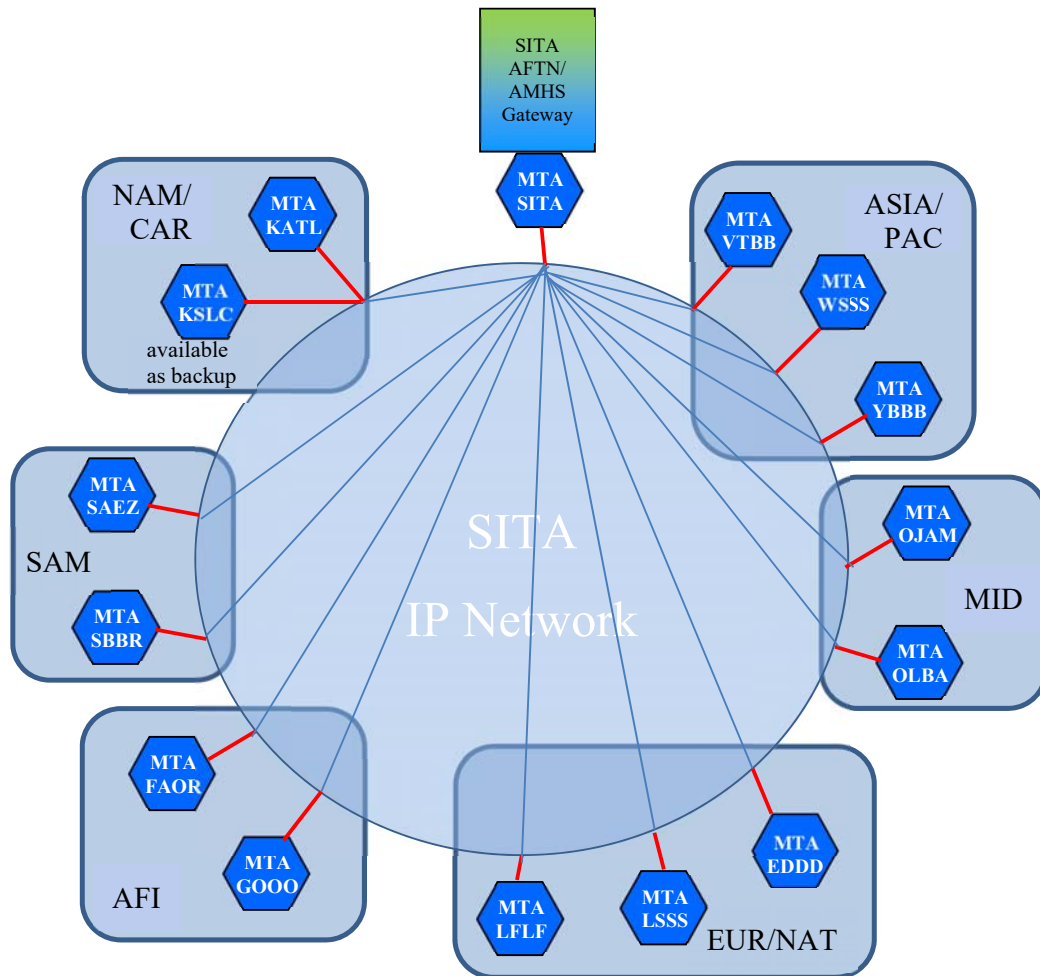


Figure 14: Interconnections between the ICAO Regions and the AMHS/SITA Type X Gateway

ICAO Region	COM Centres/States
AFI	FAOR - JOHANNESBURG INTERNATIONAL AIRPORT, South Africa GOOO - DAKAR (FIC,ACC,COM,NOF), Senegal
ASIA/PAC	VTBB - BANGKOK (ACC/FIC/COM CENTRE), Thailand WSSS - SINGAPORE/CHANGI, Singapore YBBB - BRISBANE (FIR/FIC/ACC/COM/MET/NOF), Australia
EUR/NAT	EDDD - FRANKFURT/MAIN INTL COM AFTN CENTRE, Germany LFLF - BORDEAUX (COM), France LSSS - COM CENTRE SUISSE (GENEVE), Switzerland
MID	OJAM - AMMAN/MARKA, Jordan OLBA – RAFFIC HARIRI INTL BEIRUT, Lebanon

ICAO Region	COM Centres/States
NAM/CAR	KATL - HARTSFIELD - JACKSON ATLANTA INTL, United States KSLC - SALT LAKE CITY INTL, United States (available as backup)
SAM	SBBR – BRASILIA/PRES. JUSCELINO KUBITSCHEK, DF, Brazil SAEZ – EZEIZA/MINISTRO PISTARINI (BA), Argentina

Table 13: Interconnections to the ICAO Regions

.... Within the AMHS, the standard message routing principle applies. AMHS Messages coming from the SITA Gateways are transferred by the SITA MTA to the adjacent MTAs in accordance with the AMHS Routing table coordinated with the AMC. This ensures that only those messages reaching an ICAO Region, which are addressed to recipients of this Region.

.... The originator O/R address of an incoming AMHS message is related to PRMD=SITA only, but the AFTN addresses in the OU1 attribute, which are assigned to the SITA User, could be from any ICAO Region. The example in Figure 15 illustrates the principle.

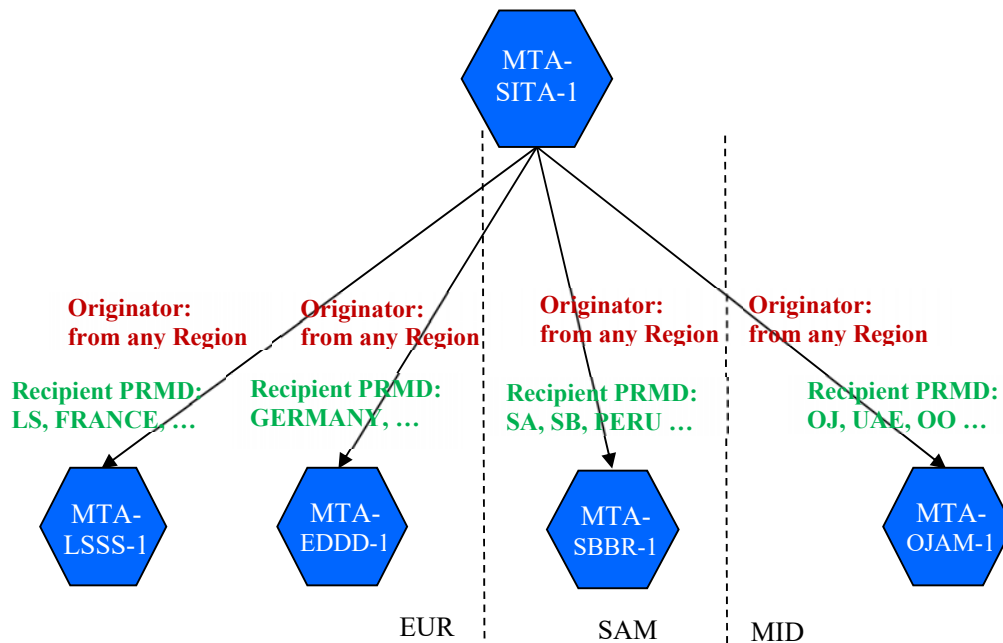


Figure 15: Routing by Recipient address

.... In accordance with Section .. the interconnected COM Centre (MTA) shall check the validity of the Originator address of all messages coming from SITA (MTA). This checking is performed against the entries in the User address look-up table provided by the AMC (White List).

.... It is important to highlight that due to the mandatory Originator checking the content of the White List (User address look-up table) must contain all SITA User entries from all ICAO Regions (cf. Figure 15). Any missing SITA Originator address will result in an NDR for the incoming AMHS message from SITA.

... AMHS and AFTN Routing requirements

.... Introduction

..... With the first publication of any SITA user address in AMC (User Address Table) each AMHS COM Centre worldwide has to be aware that AMHS messages with O/R addresses assigned to PRMD=SITA could occur in the AMHS network due to the use of the three AMC Address Managements tables (AMHS MD Register, CAAS Table and User Address Table) in the MTCU for address conversion.

..... This means that before any publication of SITA User addresses in AMC can be made, in all AMHS COM Centres worldwide the respective AMHS Routing for the Global Domain Identifier GDI=/XX/ICAO/SITA/ has to be setup otherwise associated Non-delivery Reports (NDRs) could be expected.

..... But, not only the AMHS Routing is effected also the AFTN Routing tables of all COM Centres worldwide might respect the potential routing requirements for SITA User AFTN addresses.

..... In the following a general and specific routing advice for AMHS and AFTN is provided.

.... General AMHS Routing advice for COM Centres in all ICAO Regions

..... In all COM Centres with AMHS capabilities the AMHS Routing for the Global Domain Identifier GDI=/XX/ICAO/SITA/ has to be setup as follows:

- direct to the SITA MTA, if a direct AMHS connection is available for that COM Centre (e.g. as the Gateway COM Centres KATL and LSSS to SITA in Figure 16), or
- to the MTA of the adjacent AMHS COM Centre if a AMHS routing path to SITA from there is available (e.g. as the COM Centres LIII and LOOO to LSSS in Figure 16), or

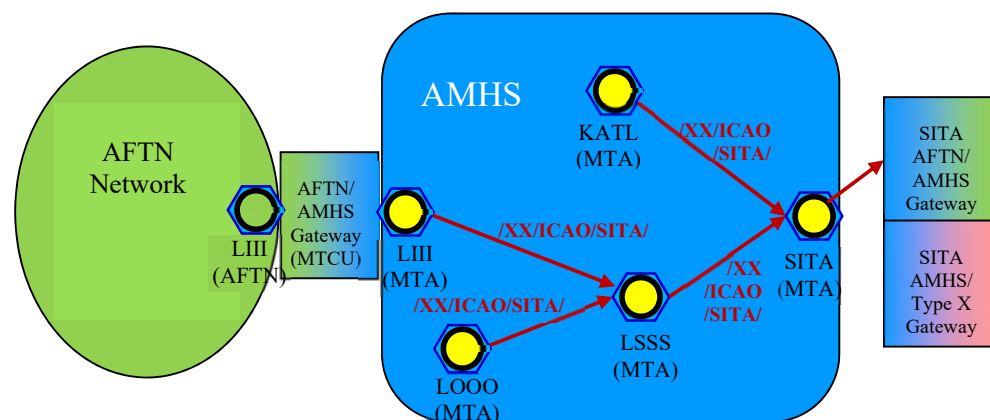


Figure 16: Routing example for GDI=/XX/ICAO/SITA/

- to the own MTCU if the message has to be forwarded via AFTN (in such a case an exceptional AFTN Routing might be required – see)

..... Specific Regional AMHS Routing advice for the Global Domain Identifier GDI=/XX/ICAO/SITA/ is provided in Section to

.... **General AFTN Routing advice for COM Centres in all ICAO Regions**

..... In general, three different categories of AFTN routing entries can be found in AFTN Routing tables of the COM Centres worldwide:

- **Global AFTN routing**
Entries of this category are related to AFTN Routing Indicators which are assigned to “other” Regions (not to the own Region). Those entries are represented mostly by one letter only (Routing area, e.g. A, E, K, Y, Z). In Regions with multiple interregional Gateway COM Centres to another Region exceptional AFTN Routing entries could be defined in the COM Centres concerned in order to separate the traffic as required (L*, LA, LB, LR which means: L except LA, LB, LR).
- **Regional AFTN routing**
Entries of this category are related to AFTN Routing Indicators which are assigned to the own Region. Those entries are represented mostly by two letters (Nationality Letters). Within a Region exceptional AFTN Routing entries could occur at this level as well depending on the location of the COM Centres concerned and its connectivity (e.g. in EUR to separate traffic to the “Nordic States” – E*, EF, EK, EN, ES).
- **Local AFTN routing**
Entries of this category are related to AFTN Routing Indicators representing locations of the own State (Area of responsibility) or specific destinations. Those entries are represented by four letters (location Indicators), five, six, seven and up to eight letters. Often, exceptional AFTN Routing entries are used to minimise the number of local Routing entries.
- **Routing requirements for SITA User AFTN addresses**
Generally, SITA User AFTN addresses has to be routed to the SITA Network.
In AFTN COM Centre with an SITA interconnection dedicated local AFTN routing entries are defined to fulfil the previous requirement. These could include exceptional AFTN Routing entries for adjacent COM Centres (e.g. LG*, LGAVAFLX, if LGAVAFLX is an SITA User AFTN address which has to be routed different as other LG addresses). In such an case, the adjacent COM Centre concerned has to route the own SITA User AFTN addresses to the COM Centre with the SITA connection (c.f. Figure 17).

..... With the publication of the SITA users in AMC (User Address Table) each COM Centre worldwide is able to identify AFTN Addresses assigned to SITA Users. The routing direction of SITA User AFTN addresses and the routing direction of normal AFTN addresses starting with the same Nationality Letters (AFTN Routing Indicator) are mostly identical. Those destination addresses has to be routed to the State concerned (normal AFTN addresses routed by Routing Area/ Nationality Letters). Therefore, for the majority of the COM Centres it is not required to introduce additional AFTN routing entries (exceptional AFTN routing) for SITA User AFTN addresses.

..... But each COM Centre should check its **Regional AFTN routing** whether a need for exceptional AFTN Routing for AFTN addresses assigned to a SITA User (listed in the User Address table) exists. If normal AFTN addresses and AFTN Addresses listed in the User Address table require different routing paths than exceptional AFTN routing arrangements shall be coordinated between the COM Centres concerned. See also example in Figure 17.

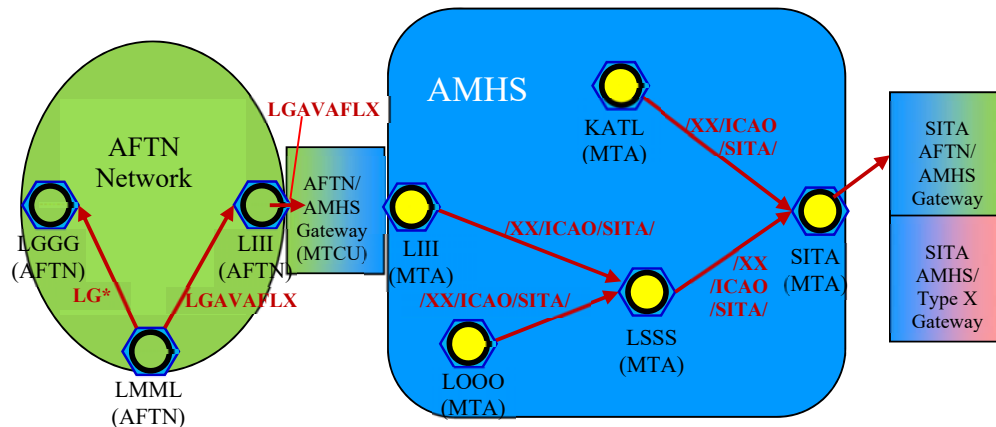


Figure 17: Exceptional AFTN Routing example for a SITA User AFTN address *)

*) The COM Centre LMML routes the AFTN address LGAVAFLX of a Greek SITA User to COM Centre LIII by exceptional AFTN routing while other AFTN addresses starting with LG are routed to COM Centre LGGG. COM Centre LIII shall setup as well an exceptional AFTN Routing for LGAVAFLX towards its MTCU.

.... **Specific AMHS Routing advice in the AFI Region**

..... Currently, no specific AMHS routing requirements for the Global Domain Identifier GDI=/XX/ICAO/SITA/ exist. The AMHS routing for PRMD=SITA shall be set to default (MTCU).

..... With the future rollout of AMHS in the AFI Region the two envisaged main Gateway COM Centres to SITA will collect and distribute the traffic to and from SITA. Therefore, respective AMHS routing paths has to be setup to:

- FAOR – Johannesburg, South Africa; or
- GOOO – Dakar, Senegal.

.... **Specific AMHS Routing advice in the ASIA/PAC Region**

..... The AMHS COM Centres in the ASIA/PAC Region should define AMHS routing paths for the Global Domain Identifier GDI=/XX/ICAO/SITA/ to one of the designated Gateway COM Centres to SITA as there are:

- VTBB – Bangkok, Thailand;
- WSSS – Singapore, Singapore; or
- YBBB – Brisbane, Australia.

.... **Specific Routing advice for the EUR/NAT Region**

..... The AMHS routing advice for the COM Centres in the EUR/NAT Region is provided by the AMC in accordance with the Routing Update procedure of AMC.

..... The COM Centres in the EUR/NAT Region has to ensure that the AMHS Routing tables as coordinated and published in AMC are activated at AIRAC date, 11:00 UTC.

.... **Specific Routing advice for the MID Region**

..... The AMHS COM Centres in the MID Region should define AMHS routing paths for the Global Domain Identifier GDI=/XX/ICAO/SITA/ to one of the designated Gateway COM Centres to SITA as there are:

- OJAM – Amman, Jordan; or
- OLBA – Beirut, Lebanon.

..... The AMHS routing advice for the COM Centres in the MID Region is provided by the MID-AMC in accordance with the procedures of the MID-AMC.

..... The COM Centres in the MID Region has to ensure that the AMHS Routing tables as coordinated and published in the MID-AMC are activated at AIRAC date, 11:00 UTC.

.... **Specific Routing advice for the NAM/CAR Region**

..... The AMHS COM Centres in the NAM/CAR Region should define AMHS routing paths for the Global Domain Identifier GDI=/XX/ICAO/SITA/ to one of the designated Gateway COM Centres to SITA as there are:

- KATL – Atlanta, United States; or
- KSLC – Salt Lake City, United States.

.... **Specific Routing advice for the SAM Region**

..... The AMHS COM Centres in the NAM/CAR Region should define AMHS routing paths for the Global Domain Identifier GDI=/XX/ICAO/SITA/ to one of the designated Gateway COM Centres to SITA as there are:

- SBBR – Brasilia, Brazil; or
- SAEZ – Ezeiza, Argentina.

.. **Validation of the AFTN Addresses of SITA Users in AMC**

... Any AFTN address of a SITA user which is listed in the User Address Table in AMC shall be validated by the External COM Operator/CCC Operator of the concerned State. This means that the External COM Operator/CCC Operator has to check and finally to confirm the assignment of the AFTN address of his area of responsibility to an User of PRMD=SITA.

... The following example should illustrate the validation of the AFTN Addresses of SITA Users in AMC by the External COM Operator/CCC Operator.

Figure 18 shows a User Address Table of Greece with three entries.

The screenshot shows the AMC Address Management interface. The top header includes the AMC logo and the text 'Address Management' and 'Background Area'. Below the header, there are search filters for Region (EUR/NAT), COM Centre (LGGG), MD Common Name (GREECE), Country-Name (XX), ADMD-Name (ICAO), and PRMD-Name (GREECE). There are also radio buttons for Addressing Scheme (CAAS, XF, Other) and buttons for HOME and SEARCH.

The main content area contains two tables: 'CAAS Table' and 'User Address Table'. The 'User Address Table' is highlighted with a dashed blue box and expanded below. The expanded table has the following data:

User Short Name	AFTN Addr Indicator	O/R Address
ATHOWA3	LGAVAEEX	/C=XX /A=ICAO /P=SITA /O=AFTN /OU1=LGAVAEEX
ATH46XS	LGAVAFIX	/C=XX /A=ICAO /P=SITA /O=AFTN /OU1=LGAVAFIX
ATHKKAF	LGAVAFRK	/C=XX /A=ICAO /P=SITA /O=AFTN /OU1=LGAVAFRK

Figure 18: User Address Table of Greece

The task of the CCC Operator of Greece is to validate these three entries. Therefore, he has to check for each entry that the “AFTN Addr Indicator” and the associated “User Short Name” are correct (coordinated with the State concerned – in this case with Greece). He should check that the assigned PRMD is correct as well (in this case P=SITA).

If all entries are acceptable no further actions are required.

If modifications are required the CCC Operator of Greece should coordinate with the SITA External COM Operator which change has to be performed and who will execute the change in AMC.

Unacceptable entries can be deleted by the CCC Operator of Greece according EUR Doc 021 – ATS Messaging Management Manual, Section 5.1.5, Note in “Description”. (This drastic measure should be avoided by coordination in advance).

Attachment A: Change Control Mechanism of the document

- A.0.1 The change control mechanism provides two categories:
- Defect Report (DR), and
 - Change Proposal (CP)
- A.0.2 Proposals to introduce changes to the AMHS/SITA Interconnection Architecture document itself may arise from users, implementers or manufacturers.
- A.0.3 The procedure for submission and processing of a Defect Report (DR) or a Change Proposal (CP) involves the following steps:

A.1 Procedure for Defect Report (DR)

- A.1.1 A problem is detected, which is reflected in the AMHS/SITA Interconnection Architecture document and may be attributed to implement procedures and/or inconsistencies in this document.
- A.1.2 The problem is reported to the Rapporteur of the Operation Group of AST TF (AST OG), by submission of a defect report (DR). A standard reporting format is used (see attached template in A.3).
- A.1.3 The Rapporteur assigns a number and priority to the defect report and introduces it to the agenda of an upcoming meeting of the OG. If necessary, he refers to the Planning Group (PG) Rapporteur.
- A.1.4 The OG evaluates the report and either adopts it as a working item or rejects it. The party, which submitted the defect report, is notified accordingly.
- A.1.5 Experts of the OG are assigned to the problem when adopted (Status: accepted) and milestone dates are set. Outside expertise may be invited to participate, as appropriate.
- A.1.6 The OG develops proposals for resolving the problem and submits them to the AST TF for approval.
- A.1.7 The AST TF approves or rejects the presented proposals. In case of the latter, the subject is referred back to the OG (step A.1.5) or discarded.
- A.1.8 The OG drafts appropriate text for amendment of the AMHS/SITA Interconnection Architecture document and submits it to the AST TF for approval.
- A.1.9 The AST TF approves or rejects the proposed material. In case of the latter, the subject is referred back to the OG (step A.1.8).
- A.1.10 The proposed amendments to the AMHS/SITA Interconnection Architecture document are presented to the EASPG for approval.
- A.1.11 Solutions are implemented.

Note.– Steps A.1.6 and A.1.8 may run in parallel.

A.2 Procedure for Change Proposal (CP)

- A.2.1 The same structured procedure, with the exception of steps (A.1.6) and (A.1.7) applies in case of proposed enhancements to the AMHS/SITA Interconnection Architecture document or inconsistencies with relevant existing documentation.
- A.2.2 In this case, a change proposal (CP) should be submitted to the OG. The format of the CP is similar to that of the DR.

A.3 Template for Defect Reports / Change Proposals

TEMPLATE FOR DEFECT REPORTS / CHANGE PROPOSALS	
DR-TPIA-yy-<i>nnn</i>	CP-TPIA-yy-<i>nnn</i>
Title:	Short, indicative textual name
Reference:	Number assigned by the OG Rapporteur
Originator reference:	Provided by the originator
Submission date:	
Submitting State/Organisation:	
Author:	
Contact Information:	e-mail, fax, telephone and postal address
Experts involved:	
Status:	Assigned by the OG Rapporteur
Priority:	Assigned by the OG Rapporteur
Document reference:	Affected section(s) of the AMHS/Third Party Interconnection Architecture document
Description of defect:	Nature of the problem in detail Reason(s) for requesting changes
Assigned expert(s):	
Task history:	Working Papers and Information Papers Produced on the subject
Proposed solution:	Including amendments to the text, if feasible

DR/CP STATUS control sheet				
Event	Date	Status		Remark
DR or CP received submission date		Set to submitted		
discussion at OG/ ...		Set to accepted	Set to rejected	
Date for development of proposals/ solutions				Responsible:
discussion at OG/ ...		Set to resolved		
presentation to AST TF/ ...		Set to adopted	Set to rejected	
Date for development of amendment to the TPIA document				Responsible:
discussion at PG/		Set to approved		
presentation to AST TF/ ...		Set to approved for application		
Additional DATES and comments				

END of Attachment A

Attachment B

B.1 Conversion Table AFTN to SITA Type B addresses (IX Table)

Publication suspended

B.2 Conversion table SITA to AFTN addresses (XA Table)

Publication suspended

B.3 List of AFTN addresses for AFTN origin validation

The AFTN addresses assigned to SITA Users will be published in the EUR ATS Messaging Management Centre (AMC).

B.4 SITA User addresses for AMHS Interoperability Testing

The following addresses have to be provided in the AMHS User Lookup Table of the systems involved in AMHS Interoperability Testing in order to ensure a correct address conversion of the SITA User addresses to PRMD=SITA.

AFTN Address	User short name	O/R Address
KATLDLED	ATLDLLO	XX/ICAO/SITA/AFTN/KATLDLED
KATLDLRE	ATLDLRE	XX/ICAO/SITA/AFTN/KATLDLRE
KATLMHSA	ATLTAXS	XX/ICAO/SITA/AFTN/KATLMHSA
KATLMHSB	ATLTBXS	XX/ICAO/SITA/AFTN/KATLMHSB
KATLMHSC	ATLTCXS	XX/ICAO/SITA/AFTN/KATLMHSC
KATLMHSD	ATLTDXS	XX/ICAO/SITA/AFTN/KATLMHSD
KATLMHSE	ATLTEXS	XX/ICAO/SITA/AFTN/KATLMHSE
KATLMHSF	ATLTFXS	XX/ICAO/SITA/AFTN/KATLMHSF
KATLMHSG	ATLTGXS	XX/ICAO/SITA/AFTN/KATLMHSG
KATLMHSH	ATLTHXS	XX/ICAO/SITA/AFTN/KATLMHSH
KATLMHSI	ATLTI XS	XX/ICAO/SITA/AFTN/KATLMHSI
KATLMHSJ	ATLTJXS	XX/ICAO/SITA/AFTN/KATLMHSJ
KATLMHSK	ATLTKXS	XX/ICAO/SITA/AFTN/KATLMHSK
KATLMHSL	ATLTLXS	XX/ICAO/SITA/AFTN/KATLMHSL
KATLMHSM	ATLTMXS	XX/ICAO/SITA/AFTN/KATLMHSM
KATLMHSN	ATLTNXS	XX/ICAO/SITA/AFTN/KATLMHSN

AFTN Address	User short name	O/R Address
KATLMHSO	ATLTOXS	XX/ICAO/SITA/AFTN/KATLMHSO
KATLMHSP	ATLTPXS	XX/ICAO/SITA/AFTN/KATLMHSP
KATLMHSQ	ATLTQXS	XX/ICAO/SITA/AFTN/KATLMHSQ
KATLMHSR	ATLTRXS	XX/ICAO/SITA/AFTN/KATLMHSR
KATLMHSS	ATLTSXS	XX/ICAO/SITA/AFTN/KATLMHSS
KATLMHST	ATLTTXS	XX/ICAO/SITA/AFTN/KATLMHST
KATLMHSU	ATLTUXS	XX/ICAO/SITA/AFTN/KATLMHSU
KATLMHSV	ATLTVXS	XX/ICAO/SITA/AFTN/KATLMHSV
KATLMHSW	ATLTWXS	XX/ICAO/SITA/AFTN/KATLMHSW
KATLMHSX	ATLTXXS	XX/ICAO/SITA/AFTN/KATLMHSX
KATLMHSY	ATLTYXS	XX/ICAO/SITA/AFTN/KATLMHSY
KAXSMHSA	ATLXAXS	XX/ICAO/SITA/AFTN/KAXSMHSA
KAXSMHSB	ATLXBXS	XX/ICAO/SITA/AFTN/KAXSMHSB
KAXSMHSC	ATLXCXS	XX/ICAO/SITA/AFTN/KAXSMHSC
KAXSMHSD	ATLXDXS	XX/ICAO/SITA/AFTN/KAXSMHSD
KAXSMHSE	ATLXEXS	XX/ICAO/SITA/AFTN/KAXSMHSE
KAXSMHSF	ATLXFXS	XX/ICAO/SITA/AFTN/KAXSMHSF
KAXSMHSG	ATLXGXS	XX/ICAO/SITA/AFTN/KAXSMHSG
KAXSMHSH	ATLXHXS	XX/ICAO/SITA/AFTN/KAXSMHSH
KAXSMHSI	ATLXIXS	XX/ICAO/SITA/AFTN/KAXSMHSI
KAXSMHSJ	ATLXJXS	XX/ICAO/SITA/AFTN/KAXSMHSJ
KAXSMHSK	ATLXKXS	XX/ICAO/SITA/AFTN/KAXSMHSK
KAXSMHSL	ATLXLXS	XX/ICAO/SITA/AFTN/KAXSMHSL
KAXSMHSM	ATLXMXS	XX/ICAO/SITA/AFTN/KAXSMHSM
KAXSMHSN	ATLXNXS	XX/ICAO/SITA/AFTN/KAXSMHSN
KAXSMHSO	ATLXOXS	XX/ICAO/SITA/AFTN/KAXSMHSO
KAXSMHSP	ATLXPXS	XX/ICAO/SITA/AFTN/KAXSMHSP
KAXSMHSQ	ATLXQXS	XX/ICAO/SITA/AFTN/KAXSMHSQ
KAXSMHSR	ATLXRXS	XX/ICAO/SITA/AFTN/KAXSMHSR
KAXSMHSS	ATLXSXS	XX/ICAO/SITA/AFTN/KAXSMHSS
KAXSMHST	ATLXTXS	XX/ICAO/SITA/AFTN/KAXSMHST
KAXSMHSU	ATLXUXS	XX/ICAO/SITA/AFTN/KAXSMHSU
KAXSMHSV	ATLXVXS	XX/ICAO/SITA/AFTN/KAXSMHSV
KAXSMHSW	ATLXWXS	XX/ICAO/SITA/AFTN/KAXSMHSW
KAXSMHSX	ATLXXXS	XX/ICAO/SITA/AFTN/KAXSMHSX
KAXSMHSY	ATLXYXS	XX/ICAO/SITA/AFTN/KAXSMHSY
ETTTTSITA	BERTAXS	XX/ICAO/SITA/AFTN/ETTTTSITA
ETTTTSITB	BERTBXS	XX/ICAO/SITA/AFTN/ETTTTSITB

AFTN Address	User short name	O/R Address
ETTTTSITC	BERTCXS	XX/ICAO/SITA/AFTN/ETTTTSITC
ETTTTSITD	BERTDXS	XX/ICAO/SITA/AFTN/ETTTTSITD
ETTTTSITE	BERTEXS	XX/ICAO/SITA/AFTN/ETTTTSITE
ETTTTSITF	BERTFXS	XX/ICAO/SITA/AFTN/ETTTTSITF
ETTTTSITG	BERTGXS	XX/ICAO/SITA/AFTN/ETTTTSITG
ETTTTSITH	BERTHXS	XX/ICAO/SITA/AFTN/ETTTTSITH
ETTTTSITI	BERTIXS	XX/ICAO/SITA/AFTN/ETTTTSITI
ETTTTSITJ	BERTJXS	XX/ICAO/SITA/AFTN/ETTTTSITJ
ETTTTSITK	BERTKXS	XX/ICAO/SITA/AFTN/ETTTTSITK
ETTTTSITL	BERTLXS	XX/ICAO/SITA/AFTN/ETTTTSITL
ETTTTSITM	BERTMXS	XX/ICAO/SITA/AFTN/ETTTTSITM
ETTTTSITN	BERTNXS	XX/ICAO/SITA/AFTN/ETTTTSITN
ETTTTSITO	BERTOXS	XX/ICAO/SITA/AFTN/ETTTTSITO
ETTTTSITP	BERTPXS	XX/ICAO/SITA/AFTN/ETTTTSITP
ETTTTSITQ	BERTQXS	XX/ICAO/SITA/AFTN/ETTTTSITQ
ETTTSITR	BERTRXS	XX/ICAO/SITA/AFTN/ETTTSITR
ETTTSITS	BERTSXS	XX/ICAO/SITA/AFTN/ETTTSITS
ETTTSITT	BERTTXS	XX/ICAO/SITA/AFTN/ETTTSITT
ETTTSITU	BERTUXS	XX/ICAO/SITA/AFTN/ETTTSITU
ETTTSITV	BERTVXS	XX/ICAO/SITA/AFTN/ETTTSITV
ETTTSITW	BERTWXS	XX/ICAO/SITA/AFTN/ETTTSITW
ETTTSITX	BERTXXS	XX/ICAO/SITA/AFTN/ETTTSITX
ETTTSITY	BERTYXS	XX/ICAO/SITA/AFTN/ETTTSITY
LSTTSITA	GVATAXS	XX/ICAO/SITA/AFTN/LSTTSITA
LSTTSITB	GVATBXS	XX/ICAO/SITA/AFTN/LSTTSITB
LSTTSITC	GVATCXS	XX/ICAO/SITA/AFTN/LSTTSITC
LSTTSITD	GVATDXS	XX/ICAO/SITA/AFTN/LSTTSITD
LSTTSITE	GVATEXS	XX/ICAO/SITA/AFTN/LSTTSITE
LSTTSITF	GVATFXS	XX/ICAO/SITA/AFTN/LSTTSITF
LSTTSITG	GVATGXS	XX/ICAO/SITA/AFTN/LSTTSITG
LSTTSITH	GVATHXS	XX/ICAO/SITA/AFTN/LSTTSITH
LSTTSITI	GVATIXS	XX/ICAO/SITA/AFTN/LSTTSITI
LSTTSITJ	GVATJXS	XX/ICAO/SITA/AFTN/LSTTSITJ
LSTTSITK	GVATKXS	XX/ICAO/SITA/AFTN/LSTTSITK
LSTTSITL	GVATLXS	XX/ICAO/SITA/AFTN/LSTTSITL
LSTTSITM	GVATMXS	XX/ICAO/SITA/AFTN/LSTTSITM
LSTTSITN	GVATNXS	XX/ICAO/SITA/AFTN/LSTTSITN
LSTTSITO	GVATOXS	XX/ICAO/SITA/AFTN/LSTTSITO

AFTN Address	User short name	O/R Address
LSTTSITP	GVATPXS	XX/ICAO/SITA/AFTN/LSTTSITP
LSTTSITQ	GVATQXS	XX/ICAO/SITA/AFTN/LSTTSITQ
LSTTSITR	GVATRXS	XX/ICAO/SITA/AFTN/LSTTSITR
LSTTSITS	GVATSXS	XX/ICAO/SITA/AFTN/LSTTSITS
LSTTSITT	GVATTXS	XX/ICAO/SITA/AFTN/LSTTSITT
LSTTSITU	GVATUXS	XX/ICAO/SITA/AFTN/LSTTSITU
LSTTSITV	GVATVXS	XX/ICAO/SITA/AFTN/LSTTSITV
LSTTSITW	GVATWXS	XX/ICAO/SITA/AFTN/LSTTSITW
LSTTSITX	GVATXXS	XX/ICAO/SITA/AFTN/LSTTSITX
LSTTSITY	GVATYXS	XX/ICAO/SITA/AFTN/LSTTSITY

End of document

Continent	Country C	ATC Dest	Country	ICAO Dest
AF	EG	HEAL	Egypt	HEALYFYX
AF	EG	HEAL	Egypt	HEALZAZR
AF	EG	HEAL	Egypt	HEALZAZX
AF	EG	HEAL	Egypt	HEALZIZX
AF	EG	HEAL	Egypt	HEALZPZX
AF	EG	HEAL	Egypt	HEALZQZX
AF	EG	HEAL	Egypt	HEALZRZX
AF	EG	HEAL	Egypt	HEALZTZX
AF	EG	HEAT	Egypt	HEATYFYX
AF	EG	HEAT	Egypt	HEATZAZR
AF	EG	HEAT	Egypt	HEATZIZX
AF	EG	HEAT	Egypt	HEATZOZX
AF	EG	HEAT	Egypt	HEATZPZX
AF	EG	HEAT	Egypt	HEATZQZX
AF	EG	HEAT	Egypt	HEATZRZA
AF	EG	HEAT	Egypt	HEATZTZX
AF	EG	HEAX	Egypt	HEAXYFYX
AF	EG	HEAX	Egypt	HEAXZATC
AF	EG	HEAX	Egypt	HEAXZAZR
AF	EG	HEAX	Egypt	HEAXZDZX
AF	EG	HEAX	Egypt	HEAXZIZX
AF	EG	HEAX	Egypt	HEAXZPZX
AF	EG	HEAX	Egypt	HEAXZQZS
AF	EG	HEAX	Egypt	HEAXZRZA
AF	EG	HEAX	Egypt	HEAXZTZX
AF	EG	HEBA	Egypt	HEBAHIHX
AF	EG	HEBA	Egypt	HEBAHTHX
AF	EG	HEBA	Egypt	HEBAKDYX
AF	EG	HEBA	Egypt	HEBAYDYX
AF	EG	HEBA	Egypt	HEBAYFYX
AF	EG	HEBA	Egypt	HEBAYFZX
AF	EG	HEBA	Egypt	HEBAYUYX
AF	EG	HEBA	Egypt	HEBAZATC
AF	EG	HEBA	Egypt	HEBAZATK
AF	EG	HEBA	Egypt	HEBAZAZR
AF	EG	HEBA	Egypt	HEBAZAZX
AF	EG	HEBA	Egypt	HEBAZIZX
AF	EG	HEBA	Egypt	HEBAZPZX
AF	EG	HEBA	Egypt	HEBAZQZX
AF	EG	HEBA	Egypt	HEBAZRZA
AF	EG	HEBA	Egypt	HEBAZRZX
AF	EG	HEBA	Egypt	HEBAZTZA
AF	EG	HEBA	Egypt	HEBAZTZQ
AF	EG	HEBA	Egypt	HEBAZTZX
AF	EG	HEBA	Egypt	HEBAZXZX
AF	EG	HEBA	Egypt	HEBAZYZX
AF	EG	HEBL	Egypt	HEBLYFYX
AF	EG	HEBL	Egypt	HEBLZAZR

AF	EG	HEBL	Egypt	HEBLZIZX
AF	EG	HEBL	Egypt	HEBLZPZX
AF	EG	HEBL	Egypt	HEBLZRZA
AF	EG	HEBL	Egypt	HEBLZTZX
AF	EG	HECA	Egypt	HECAAZIX
AF	EG	HECA	Egypt	HECACZQZ
AF	EG	HECA	Egypt	HECAHZHT
AF	EG	HECA	Egypt	HECAHZHX
AF	EG	HECA	Egypt	HECAJACC
AF	EG	HECA	Egypt	HECAPZPX
AF	EG	HECA	Egypt	HECASITX
AF	EG	HECA	Egypt	HECAXIXZ
AF	EG	HECA	Egypt	HECAXIZX
AF	EG	HECA	Egypt	HECAYAYX
AF	EG	HECA	Egypt	HECAYCYX
AF	EG	HECA	Egypt	HECAYDYX
AF	EG	HECA	Egypt	HECAYFYF
AF	EG	HECA	Egypt	HECAYFYX
AF	EG	HECA	Egypt	HECAYNYX
AF	EG	HECA	Egypt	HECAYOYX
AF	EG	HECA	Egypt	HECAYUYX
AF	EG	HECA	Egypt	HECAYXYX
AF	EG	HECA	Egypt	HECAZATC
AF	EG	HECA	Egypt	HECAZAZR
AF	EG	HECA	Egypt	HECAZAZX
AF	EG	HECA	Egypt	HECAZBZX
AF	EG	HECA	Egypt	HECAZDZX
AF	EG	HECA	Egypt	HECAZGZX
AF	EG	HECA	Egypt	HECAZIZC
AF	EG	HECA	Egypt	HECAZIZR
AF	EG	HECA	Egypt	HECAZIZX
AF	EG	HECA	Egypt	HECAZIZZ
AF	EG	HECA	Egypt	HECAZOPZ
AF	EG	HECA	Egypt	HECAZOZX
AF	EG	HECA	Egypt	HECAZPZI
AF	EG	HECA	Egypt	HECAZPZR
AF	EG	HECA	Egypt	HECAZPZX
AF	EG	HECA	Egypt	HECAZPZZ
AF	EG	HECA	Egypt	HECAZQZS
AF	EG	HECA	Egypt	HECAZQZX
AF	EG	HECA	Egypt	HECAZRZA
AF	EG	HECA	Egypt	HECAZRZX
AF	EG	HECA	Egypt	HECAZTXZ
AF	EG	HECA	Egypt	HECAZTZX
AF	EG	HECA	Egypt	HECAZZIZ
AF	EG	HECP	Egypt	HECPZPZX
AF	EG	HECP	Egypt	HECPZTZX
AF	EG	HEDK	Egypt	HEDKZTZX
AF	EG	HEGN	Egypt	HEGNXIXZ

AF	EG	HEGN	Egypt	HEGNYFYF
AF	EG	HEGN	Egypt	HEGNYFYX
AF	EG	HEGN	Egypt	HEGNZARA
AF	EG	HEGN	Egypt	HEGNZARZ
AF	EG	HEGN	Egypt	HEGNZAZR
AF	EG	HEGN	Egypt	HEGNZAZX
AF	EG	HEGN	Egypt	HEGNZDZX
AF	EG	HEGN	Egypt	HEGNZIZH
AF	EG	HEGN	Egypt	HEGNZIZI
AF	EG	HEGN	Egypt	HEGNZIZP
AF	EG	HEGN	Egypt	HEGNZIZX
AF	EG	HEGN	Egypt	HEGNZPZX
AF	EG	HEGN	Egypt	HEGNZQZX
AF	EG	HEGN	Egypt	HEGNZRZA
AF	EG	HEGN	Egypt	HEGNZRZX
AF	EG	HEGN	Egypt	HEGNZTXZ
AF	EG	HEGN	Egypt	HEGNZTZR
AF	EG	HEGN	Egypt	HEGNZTZX
AF	EG	HEGN	Egypt	HEGNZYZX
AF	EG	HEKG	Egypt	HEKGZIZX
AF	EG	HEKG	Egypt	HEKGZPZX
AF	EG	HEKG	Egypt	HEKGZRZA
AF	EG	HEKG	Egypt	HEKGZTZX
AF	EG	HELX	Egypt	HELXXIZX
AF	EG	HELX	Egypt	HELXYFYX
AF	EG	HELX	Egypt	HELXZAZR
AF	EG	HELX	Egypt	HELXZAZX
AF	EG	HELX	Egypt	HELXZEZX
AF	EG	HELX	Egypt	HELXZIZX
AF	EG	HELX	Egypt	HELXZPZX
AF	EG	HELX	Egypt	HELXZQZX
AF	EG	HELX	Egypt	HELXZRZA
AF	EG	HELX	Egypt	HELXZRZX
AF	EG	HELX	Egypt	HELXZTZX
AF	EG	HEMA	Egypt	HEMAYFYX
AF	EG	HEMA	Egypt	HEMAYZYX
AF	EG	HEMA	Egypt	HEMAZAZR
AF	EG	HEMA	Egypt	HEMAZIZH
AF	EG	HEMA	Egypt	HEMAZIZX
AF	EG	HEMA	Egypt	HEMAZPZX
AF	EG	HEMA	Egypt	HEMAZQZX
AF	EG	HEMA	Egypt	HEMAZRZA
AF	EG	HEMA	Egypt	HEMAZTZX
AF	EG	HEMM	Egypt	HEMMYFYX
AF	EG	HEMM	Egypt	HEMMZIZX
AF	EG	HEMM	Egypt	HEMMZPZX
AF	EG	HEMM	Egypt	HEMMZQZX
AF	EG	HEMM	Egypt	HEMMZRZA
AF	EG	HEMM	Egypt	HEMMZTZX

AF	EG	HEOW	Egypt	HEOWZIZX
AF	EG	HEOW	Egypt	HEOWZTZX
AF	EG	HEPS	Egypt	HEPSZAZR
AF	EG	HEPS	Egypt	HEPSZIZX
AF	EG	HEPS	Egypt	HEPSZPZX
AF	EG	HEPS	Egypt	HEPSZRZA
AF	EG	HEPS	Egypt	HEPSZTZX
AF	EG	HESG	Egypt	HESGYFYX
AF	EG	HESG	Egypt	HESGZEZX
AF	EG	HESG	Egypt	HESGZIZX
AF	EG	HESG	Egypt	HESGZPZX
AF	EG	HESG	Egypt	HESGZQZX
AF	EG	HESG	Egypt	HESGZRZA
AF	EG	HESG	Egypt	HESGZTZX
AF	EG	HESN	Egypt	HESNUFUX
AF	EG	HESN	Egypt	HESNYDYX
AF	EG	HESN	Egypt	HESNYFYX
AF	EG	HESN	Egypt	HESNZAZR
AF	EG	HESN	Egypt	HESNZAZX
AF	EG	HESN	Egypt	HESNZIZR
AF	EG	HESN	Egypt	HESNZIZX
AF	EG	HESN	Egypt	HESNZPZX
AF	EG	HESN	Egypt	HESNZQZX
AF	EG	HESN	Egypt	HESNZRZA
AF	EG	HESN	Egypt	HESNZRZX
AF	EG	HESN	Egypt	HESNZTZX
AF	LY	H LGN	Libya	H LGNZPZX
AF	LY	H LGN	Libya	H LGNZTZX
AF	LY	H LLB	Libya	H LLBYDYX
AF	LY	H LLB	Libya	H LLBZACC
AF	LY	H LLB	Libya	H LLBZPZX
AF	LY	H LLB	Libya	H LLBZQZX
AF	LY	H LLB	Libya	H LLBZTZX
AF	LY	H LLM	Libya	H LLMAAWX
AF	LY	H LLM	Libya	H LLMYDYX
AF	LY	H LLM	Libya	H LLMYXYX
AF	LY	H LLM	Libya	H LLMZAZX
AF	LY	H LLM	Libya	H LLMZPZT
AF	LY	H LLM	Libya	H LLMZPZX
AF	LY	H LLM	Libya	H LLMZTZX
AF	LY	H LLQ	Libya	H LLQYFYX
AF	LY	H LLQ	Libya	H LLQZIZX
AF	LY	H LLQ	Libya	H LLQZPZX
AF	LY	H LLQ	Libya	H LLQZQZX
AF	LY	H LLQ	Libya	H LLQZRZX
AF	LY	H LLQ	Libya	H LLQZTZX
AF	LY	H LLT	Libya	H LLTLNKW
AF	LY	H LLT	Libya	H LLTLNWW
AF	LY	H LLT	Libya	H LLTYAYA

AF	LY	HLLT	Libya	HLLTYAYL
AF	LY	HLLT	Libya	HLLTYAYX
AF	LY	HLLT	Libya	HLLTYFYX
AF	LY	HLLT	Libya	HLLTYTYX
AF	LY	HLLT	Libya	HLLTZPZX
AF	LY	HLLT	Libya	HLLTZQZX
AF	LY	HLLT	Libya	HLLTZTZX
AF	LY	HLMS	Libya	HLMSZPZX
AF	LY	HLMS	Libya	HLMSZQZX
AF	LY	HLMS	Libya	HLMSZTZX
AF	LY	HLZN	Libya	HLZNPZPX
AF	SD	HSAT	Sudan	HSATZPZX
AF	SD	HSAT	Sudan	HSATZTZX
AF	SD	HSDN	Sudan	HSDNYSYX
AF	SD	HSDN	Sudan	HSDNZPZX
AF	SD	HSDN	Sudan	HSDNZTZX
AF	SD	HSDZ	Sudan	HSDZZPZX
AF	SD	HSDZ	Sudan	HSDZZTZX
AF	SD	HSFS	Sudan	HSFSYAYX
AF	SD	HSFS	Sudan	HSFSYMYX
AF	SD	HSFS	Sudan	HSFSYSYX
AF	SD	HSFS	Sudan	HSFSYZYX
AF	SD	HSFS	Sudan	HSFSZDZX
AF	SD	HSFS	Sudan	HSFSZPZX
AF	SD	HSFS	Sudan	HSFSZQZX
AF	SD	HSFS	Sudan	HSFSZRZX
AF	SD	HSFS	Sudan	HSFSZTZX
AF	SD	HSMN	Sudan	HSMNZPZX
AF	SD	HSMN	Sudan	HSMNZTZX
AF	SD	HSNN	Sudan	HSNNZPZX
AF	SD	HSNN	Sudan	HSNNZTZX
AF	SD	HSOB	Sudan	HSOBYSYX
AF	SD	HSOB	Sudan	HSOBZPZX
AF	SD	HSOB	Sudan	HSOBZTZX
AF	SD	HSPN	Sudan	HSPNYSYX
AF	SD	HSPN	Sudan	HSPNZPZX
AF	SD	HSPN	Sudan	HSPNZQZX
AF	SD	HSPN	Sudan	HSPNZRZX
AF	SD	HSPN	Sudan	HSPNZTZX
AF	SD	HSSS	Sudan	HSSSATSK
AF	SD	HSSS	Sudan	HSSSATSX
AF	SD	HSSS	Sudan	HSSSATSZ
AF	SD	HSSS	Sudan	HSSSYAYG
AF	SD	HSSS	Sudan	HSSSYAYX
AF	SD	HSSS	Sudan	HSSSYFYX
AF	SD	HSSS	Sudan	HSSSYMYX
AF	SD	HSSS	Sudan	HSSSYNYX
AF	SD	HSSS	Sudan	HSSSYXYX
AF	SD	HSSS	Sudan	HSSSYZYX

AF	SD	HSSS	Sudan	HSSSZDZX
AF	SD	HSSS	Sudan	HSSSZEZX
AF	SD	HSSS	Sudan	HSSSZFZX
AF	SD	HSSS	Sudan	HSSSZGZX
AF	SD	HSSS	Sudan	HSSSZPZX
AF	SD	HSSS	Sudan	HSSSZQZP
AF	SD	HSSS	Sudan	HSSSZQZS
AF	SD	HSSS	Sudan	HSSSZQZT
AF	SD	HSSS	Sudan	HSSSZQZX
AF	SD	HSSS	Sudan	HSSSZRZA
AF	SD	HSSS	Sudan	HSSSZRZX
AF	SD	HSSS	Sudan	HSSSZTSX
AF	SD	HSSS	Sudan	HSSSZTZX
AF	SS	HSSJ	Sudan	HSSJAPVD
AF	SS	HSSJ	Sudan	HSSJYDYX
AF	SS	HSSJ	Sudan	HSSJYSYX
AF	SS	HSSJ	Sudan	HSSJZAZX
AF	SS	HSSJ	Sudan	HSSJZFZX
AF	SS	HSSJ	Sudan	HSSJZPZX
AF	SS	HSSJ	Sudan	HSSJZQZX
AF	SS	HSSJ	Sudan	HSSJZTZX
AF	SS	HSSM	Sudan	HSSMZPZX
AF	SS	HSSM	Sudan	HSSMZTZX
AS	AE	OMAA	United Ara	OMAAAZPZ
AS	AE	OMAA	United Ara	OMAAETDX
AS	AE	OMAA	United Ara	OMAAAYAYA
AS	AE	OMAA	United Ara	OMAAAYAYX
AS	AE	OMAA	United Ara	OMAAAYNYX
AS	AE	OMAA	United Ara	OMAAAYRYX
AS	AE	OMAA	United Ara	OMAAAYXYL
AS	AE	OMAA	United Ara	OMAAAYXYX
AS	AE	OMAA	United Ara	OMAAZAAX
AS	AE	OMAA	United Ara	OMAAZAXX
AS	AE	OMAA	United Ara	OMAAZAZT
AS	AE	OMAA	United Ara	OMAAZAZX
AS	AE	OMAA	United Ara	OMAAZDZX
AS	AE	OMAA	United Ara	OMAAZPAX
AS	AE	OMAA	United Ara	OMAAZPZX
AS	AE	OMAA	United Ara	OMAAZQZX
AS	AE	OMAA	United Ara	OMAAZRZX
AS	AE	OMAA	United Ara	OMAAZTAZ
AS	AE	OMAA	United Ara	OMAAZTZX
AS	AE	OMAD	United Ara	OMADYOYX
AS	AE	OMAD	United Ara	OMADZAZX
AS	AE	OMAD	United Ara	OMADZPZX
AS	AE	OMAD	United Ara	OMADZQZX
AS	AE	OMAD	United Ara	OMADZRZX
AS	AE	OMAD	United Ara	OMADZTZX
AS	AE	OMAL	United Ara	OMALYFYX

AS	AE	OMAL	United Ara	OMALZAZX
AS	AE	OMAL	United Ara	OMALZIZX
AS	AE	OMAL	United Ara	OMALZPZX
AS	AE	OMAL	United Ara	OMALZQZX
AS	AE	OMAL	United Ara	OMALZRZX
AS	AE	OMAL	United Ara	OMALZTZX
AS	AE	OMAM	United Ara	OMAMYWYX
AS	AE	OMAM	United Ara	OMAMYXYX
AS	AE	OMAM	United Ara	OMAMZAZX
AS	AE	OMAM	United Ara	OMAMZDZX
AS	AE	OMAM	United Ara	OMAMZPZX
AS	AE	OMAM	United Ara	OMAMZQZX
AS	AE	OMAM	United Ara	OMAMZTZX
AS	AE	OMAM	United Ara	OMAMZXZR
AS	AE	OMBY	United Ara	OMBYZTZX
AS	AE	OMDB	United Ara	OMDBBZPZ
AS	AE	OMDB	United Ara	OMDBFPZX
AS	AE	OMDB	United Ara	OMDBTWRX
AS	AE	OMDB	United Ara	OMDBUAEK
AS	AE	OMDB	United Ara	OMDBVTZX
AS	AE	OMDB	United Ara	OMDBXRZX
AS	AE	OMDB	United Ara	OMDBXTXS
AS	AE	OMDB	United Ara	OMDBYAYA
AS	AE	OMDB	United Ara	OMDBYAYX
AS	AE	OMDB	United Ara	OMDBYOYX
AS	AE	OMDB	United Ara	OMDBYQYN
AS	AE	OMDB	United Ara	OMDBYWYO
AS	AE	OMDB	United Ara	OMDBYXYL
AS	AE	OMDB	United Ara	OMDBZAZX
AS	AE	OMDB	United Ara	OMDBZBZJ
AS	AE	OMDB	United Ara	OMDBZBZX
AS	AE	OMDB	United Ara	OMDBZDZX
AS	AE	OMDB	United Ara	OMDBZGZX
AS	AE	OMDB	United Ara	OMDBZIZX
AS	AE	OMDB	United Ara	OMDBZJZX
AS	AE	OMDB	United Ara	OMDBZPXZ
AS	AE	OMDB	United Ara	OMDBZPZX
AS	AE	OMDB	United Ara	OMDBZQZX
AS	AE	OMDB	United Ara	OMDBZRZX
AS	AE	OMDB	United Ara	OMDBZTXZ
AS	AE	OMDB	United Ara	OMDBZTZD
AS	AE	OMDB	United Ara	OMDBZTZX
AS	AE	OMDB	United Ara	OMDBZZPX
AS	AE	OMDB	United Ara	OMDBZZRX
AS	AE	OMDM	United Ara	OMDMYWYO
AS	AE	OMDM	United Ara	OMDMZAZX
AS	AE	OMDM	United Ara	OMDMZGZX
AS	AE	OMDM	United Ara	OMDMZPZX
AS	AE	OMDM	United Ara	OMDMZTZX

AS	AE	OMDW	United Ara OMDWAPBF
AS	AE	OMDW	United Ara OMDWBFXX
AS	AE	OMDW	United Ara OMDWYAYX
AS	AE	OMDW	United Ara OMDWZAZR
AS	AE	OMDW	United Ara OMDWZAZX
AS	AE	OMDW	United Ara OMDWZIZX
AS	AE	OMDW	United Ara OMDWZPSX
AS	AE	OMDW	United Ara OMDWZPZA
AS	AE	OMDW	United Ara OMDWZPZX
AS	AE	OMDW	United Ara OMDWZQZX
AS	AE	OMDW	United Ara OMDWZRZA
AS	AE	OMDW	United Ara OMDWZRZX
AS	AE	OMDW	United Ara OMDWZTTX
AS	AE	OMDW	United Ara OMDWZTZX
AS	AE	OMFJ	United Ara OMFJFDPX
AS	AE	OMFJ	United Ara OMFJYAYX
AS	AE	OMFJ	United Ara OMFJYDYX
AS	AE	OMFJ	United Ara OMFJYOYX
AS	AE	OMFJ	United Ara OMFJZAZX
AS	AE	OMFJ	United Ara OMFJZFZX
AS	AE	OMFJ	United Ara OMFJZGZX
AS	AE	OMFJ	United Ara OMFJZPZX
AS	AE	OMFJ	United Ara OMFJZQZX
AS	AE	OMFJ	United Ara OMFJZRZX
AS	AE	OMFJ	United Ara OMFJZTZX
AS	AE	OMRK	United Ara OMRKYAYX
AS	AE	OMRK	United Ara OMRKYOYX
AS	AE	OMRK	United Ara OMRKZAZX
AS	AE	OMRK	United Ara OMRKZOZX
AS	AE	OMRK	United Ara OMRKZPZX
AS	AE	OMRK	United Ara OMRKZQZX
AS	AE	OMRK	United Ara OMRKZRZX
AS	AE	OMRK	United Ara OMRKZTZX
AS	AE	OMSJ	United Ara OMSJABYX
AS	AE	OMSJ	United Ara OMSJKDYX
AS	AE	OMSJ	United Ara OMSJOLDI
AS	AE	OMSJ	United Ara OMSJYAYX
AS	AE	OMSJ	United Ara OMSJYDYX
AS	AE	OMSJ	United Ara OMSJYMYX
AS	AE	OMSJ	United Ara OMSJYOYX
AS	AE	OMSJ	United Ara OMSJYXYL
AS	AE	OMSJ	United Ara OMSJZYX
AS	AE	OMSJ	United Ara OMSJZAZX
AS	AE	OMSJ	United Ara OMSJZIZX
AS	AE	OMSJ	United Ara OMSJZPZX
AS	AE	OMSJ	United Ara OMSJZQZX
AS	AE	OMSJ	United Ara OMSJZRZX
AS	AE	OMSJ	United Ara OMSJZTXZ
AS	AE	OMSJ	United Ara OMSJZTZX

AS	AE	OMSJ	United Ara	OMSJZZPX
AS	AE	OMSJ	United Ara	OMSJZZTX
AS	EG	HEAR	Egypt	HEARZIZX
AS	EG	HEAR	Egypt	HEARZTZX
AS	EG	HESC	Egypt	HESCZIZX
AS	EG	HESC	Egypt	HESCZPZX
AS	EG	HESC	Egypt	HESCZRZA
AS	EG	HESC	Egypt	HESCZTZX
AS	EG	HESH	Egypt	HESHAPVV
AS	EG	HESH	Egypt	HESHFYFX
AS	EG	HESH	Egypt	HESHYAYF
AS	EG	HESH	Egypt	HESHYDYX
AS	EG	HESH	Egypt	HESHYFYX
AS	EG	HESH	Egypt	HESHZARZ
AS	EG	HESH	Egypt	HESHZAZR
AS	EG	HESH	Egypt	HESHZAZX
AS	EG	HESH	Egypt	HESHZEZX
AS	EG	HESH	Egypt	HESHZIRR
AS	EG	HESH	Egypt	HESHZIZH
AS	EG	HESH	Egypt	HESHZIZP
AS	EG	HESH	Egypt	HESHZIZR
AS	EG	HESH	Egypt	HESHZIZT
AS	EG	HESH	Egypt	HESHZIZX
AS	EG	HESH	Egypt	HESHZPZX
AS	EG	HESH	Egypt	HESHZQZX
AS	EG	HESH	Egypt	HESHZRZA
AS	EG	HESH	Egypt	HESHZRZI
AS	EG	HESH	Egypt	HESHZRZX
AS	EG	HESH	Egypt	HESHZTZX
AS	EG	HETB	Egypt	HETBYFYX
AS	EG	HETB	Egypt	HETBZIZX
AS	EG	HETB	Egypt	HETBZPZX
AS	EG	HETB	Egypt	HETBZTZX
AS	EG	HETR	Egypt	HETRZTZX
AS	IQ	ORAA	Iraq	ORAAXYX
AS	IQ	ORAA	Iraq	ORAAZDZX
AS	IQ	ORAA	Iraq	ORAAZPZX
AS	IQ	ORAA	Iraq	ORAAZQZX
AS	IQ	ORAA	Iraq	ORAAZTZX
AS	IQ	ORAT	Iraq	ORATZPZX
AS	IQ	ORAT	Iraq	ORATZTZX
AS	IQ	ORBB	Iraq	ORBBXYX
AS	IQ	ORBB	Iraq	ORBBZDZX
AS	IQ	ORBB	Iraq	ORBBZPZX
AS	IQ	ORBB	Iraq	ORBBZQZT
AS	IQ	ORBB	Iraq	ORBBZQZX
AS	IQ	ORBB	Iraq	ORBBZRZX
AS	IQ	ORBB	Iraq	ORBBZTZX
AS	IQ	ORBD	Iraq	ORBDYWYX

AS	IQ	ORBI	Iraq	ORBIIAKK
AS	IQ	ORBI	Iraq	ORBIXQZX
AS	IQ	ORBI	Iraq	ORBIYAYX
AS	IQ	ORBI	Iraq	ORBIYDYX
AS	IQ	ORBI	Iraq	ORBIYFYO
AS	IQ	ORBI	Iraq	ORBIYFYX
AS	IQ	ORBI	Iraq	ORBIYNYX
AS	IQ	ORBI	Iraq	ORBIYOYX
AS	IQ	ORBI	Iraq	ORBIYXYX
AS	IQ	ORBI	Iraq	ORBIZAZX
AS	IQ	ORBI	Iraq	ORBIZDZX
AS	IQ	ORBI	Iraq	ORBIZGZX
AS	IQ	ORBI	Iraq	ORBIZIZX
AS	IQ	ORBI	Iraq	ORBIZKZX
AS	IQ	ORBI	Iraq	ORBIZPZX
AS	IQ	ORBI	Iraq	ORBIZQZA
AS	IQ	ORBI	Iraq	ORBIZQZK
AS	IQ	ORBI	Iraq	ORBIZQZQ
AS	IQ	ORBI	Iraq	ORBIZQZT
AS	IQ	ORBI	Iraq	ORBIZQZX
AS	IQ	ORBI	Iraq	ORBIZRZX
AS	IQ	ORBI	Iraq	ORBIZTZX
AS	IQ	ORBI	Iraq	ORBIZZQZ
AS	IQ	ORER	Iraq	ORERYAYX
AS	IQ	ORER	Iraq	ORERYDYX
AS	IQ	ORER	Iraq	ORERYNYX
AS	IQ	ORER	Iraq	ORERYXYX
AS	IQ	ORER	Iraq	ORERZAZX
AS	IQ	ORER	Iraq	ORERZDZX
AS	IQ	ORER	Iraq	ORERZPZX
AS	IQ	ORER	Iraq	ORERZQZX
AS	IQ	ORER	Iraq	ORERZTZX
AS	IQ	ORMM	Iraq	ORMMYFYX
AS	IQ	ORMM	Iraq	ORMMZPZX
AS	IQ	ORMM	Iraq	ORMMZQZX
AS	IQ	ORMM	Iraq	ORMMZTZX
AS	IQ	ORNI	Iraq	ORNIYNYX
AS	IQ	ORNI	Iraq	ORNIZPZX
AS	IQ	ORNI	Iraq	ORNIZTZX
AS	IQ	ORSU	Iraq	ORSUYFYX
AS	IQ	ORSU	Iraq	ORSUYNYX
AS	IQ	ORSU	Iraq	ORSUZPZX
AS	IQ	ORSU	Iraq	ORSUZQZX
AS	IQ	ORSU	Iraq	ORSUZZZX
AS	IR	OIAA	Iran	OIAAZPZX
AS	IR	OIAA	Iran	OIAAZTZX
AS	IR	OIAW	Iran	OIAWZPZX
AS	IR	OIAW	Iran	OIAWZTZX

AS	IR	OIBB	Iran	OIBBZPZX
AS	IR	OIBB	Iran	OIBBZTZX
AS	IR	OIBK	Iran	OIBKYDYX
AS	IR	OIBK	Iran	OIBKYOYX
AS	IR	OIBK	Iran	OIBKZPZX
AS	IR	OIBK	Iran	OIBKZQZX
AS	IR	OIBK	Iran	OIBKZTZX
AS	IR	OICC	Iran	OICCZPZX
AS	IR	OICS	Iran	OICSTOCX
AS	IR	OICS	Iran	OICSYDYX
AS	IR	OICS	Iran	OICSYFYX
AS	IR	OICS	Iran	OICSYXYA
AS	IR	OIFM	Iran	OIFMZAZA
AS	IR	OIFM	Iran	OIFMZAZX
AS	IR	OIFM	Iran	OIFMZGZX
AS	IR	OIFM	Iran	OIFMZPZX
AS	IR	OIFM	Iran	OIFMZQZX
AS	IR	OIFM	Iran	OIFMZRZX
AS	IR	OIFM	Iran	OIFMZTZX
AS	IR	OIGG	Iran	OIGGTOCX
AS	IR	OIGG	Iran	OIGGYDYX
AS	IR	OIGG	Iran	OIGGYXYA
AS	IR	OIGG	Iran	OIGGZPZX
AS	IR	OIGG	Iran	OIGGZTZX
AS	IR	OIIE	Iran	OIIEIRCX
AS	IR	OIIE	Iran	OIIESAMX
AS	IR	OIIE	Iran	OIIEETHYX
AS	IR	OIIE	Iran	OIIEETOCX
AS	IR	OIIE	Iran	OIIEETOCX
AS	IR	OIIE	Iran	OIIEETOCX
AS	IR	OIIE	Iran	OIIEEYDYX
AS	IR	OIIE	Iran	OIIEEYXYA
AS	IR	OIIE	Iran	OIIEZAZA
AS	IR	OIIE	Iran	OIIEZAZX
AS	IR	OIIE	Iran	OIIEZBZX
AS	IR	OIIE	Iran	OIIEZGZX
AS	IR	OIIE	Iran	OIIEZPZB
AS	IR	OIIE	Iran	OIIEZPZT
AS	IR	OIIE	Iran	OIIEZPZX
AS	IR	OIIE	Iran	OIIEZQZX
AS	IR	OIIE	Iran	OIIEZRZX
AS	IR	OIIE	Iran	OIIEZTZX
AS	IR	OIII	Iran	OIIICPNX
AS	IR	OIII	Iran	OIIIFYFX
AS	IR	OIII	Iran	OIIIRAO
AS	IR	OIII	Iran	OIIIRBX
AS	IR	OIII	Iran	OIIIRCO
AS	IR	OIII	Iran	OIIIRCX
AS	IR	OIII	Iran	OIIIRMX

AS	IR	OIII	Iran	OIIISPX
AS	IR	OIII	Iran	OIIIZGB
AS	IR	OIII	Iran	OIIIZGX
AS	IR	OIII	Iran	OIIIZGZ
AS	IR	OIII	Iran	OIIIZQZ
AS	IR	OIII	Iran	OIIIKISX
AS	IR	OIII	Iran	OIIIKYKX
AS	IR	OIII	Iran	OIIIMRJX
AS	IR	OIII	Iran	OIIIPYAX
AS	IR	OIII	Iran	OIIIQSMX
AS	IR	OIII	Iran	OIIISPXX
AS	IR	OIII	Iran	OIIITBZX
AS	IR	OIII	Iran	OIIITOCX
AS	IR	OIII	Iran	OIIITYYO
AS	IR	OIII	Iran	OIIIXRZX
AS	IR	OIII	Iran	OIIIXZQZ
AS	IR	OIII	Iran	OIIYAYC
AS	IR	OIII	Iran	OIIYAYI
AS	IR	OIII	Iran	OIIYAYK
AS	IR	OIII	Iran	OIIYAYM
AS	IR	OIII	Iran	OIIYAYV
AS	IR	OIII	Iran	OIIYAYX
AS	IR	OIII	Iran	OIIYDYX
AS	IR	OIII	Iran	OIIYFYC
AS	IR	OIII	Iran	OIIYFYX
AS	IR	OIII	Iran	OIIYIYK
AS	IR	OIII	Iran	OIIYIYX
AS	IR	OIII	Iran	OIIYKYA
AS	IR	OIII	Iran	OIIYKYK
AS	IR	OIII	Iran	OIIYKYX
AS	IR	OIII	Iran	OIIYKZX
AS	IR	OIII	Iran	OIIYNYX
AS	IR	OIII	Iran	OIIYPYX
AS	IR	OIII	Iran	OIIYQYX
AS	IR	OIII	Iran	OIIYTYI
AS	IR	OIII	Iran	OIIYTYO
AS	IR	OIII	Iran	OIIYWYX
AS	IR	OIII	Iran	OIIYZYX
AS	IR	OIII	Iran	OIIZAZA
AS	IR	OIII	Iran	OIIZAZX
AS	IR	OIII	Iran	OIIZBZX
AS	IR	OIII	Iran	OIIZDZX
AS	IR	OIII	Iran	OIIZGZH
AS	IR	OIII	Iran	OIIZGZX
AS	IR	OIII	Iran	OIIZPZB
AS	IR	OIII	Iran	OIIZPZQ
AS	IR	OIII	Iran	OIIZPZX
AS	IR	OIII	Iran	OIIZQZX
AS	IR	OIII	Iran	OIIZRZX

AS	IR	OIII	Iran	OIIIZTAX
AS	IR	OIII	Iran	OIIIZTZX
AS	IR	OIII	Iran	OIIIZXZX
AS	IR	OIIP	Iran	OIIPYAYX
AS	IR	OIKB	Iran	OIKBZPZX
AS	IR	OIKB	Iran	OIKBZTZX
AS	IR	OIKK	Iran	OIKKZPZX
AS	IR	OIKK	Iran	OIKKZQZX
AS	IR	OIKK	Iran	OIKKZTZX
AS	IR	OIKQ	Iran	OIKQZPZX
AS	IR	OIKQ	Iran	OIKQZTZX
AS	IR	OIMM	Iran	OIMMTOCX
AS	IR	OIMM	Iran	OIMMYDYX
AS	IR	OIMM	Iran	OIMMYXYA
AS	IR	OIMM	Iran	OIMMYZTZ
AS	IR	OIMM	Iran	OIMMZAZA
AS	IR	OIMM	Iran	OIMMZAZX
AS	IR	OIMM	Iran	OIMMZDZX
AS	IR	OIMM	Iran	OIMMZPZX
AS	IR	OIMM	Iran	OIMMZQZX
AS	IR	OIMM	Iran	OIMMZRZX
AS	IR	OIMM	Iran	OIMMZTZX
AS	IR	OIMM	Iran	OIMMZXTZ
AS	IR	OISS	Iran	OISSTOCX
AS	IR	OISS	Iran	OISSYDYX
AS	IR	OISS	Iran	OISSYFYX
AS	IR	OISS	Iran	OISSYXYA
AS	IR	OISS	Iran	OISSZAZA
AS	IR	OISS	Iran	OISSZAZX
AS	IR	OISS	Iran	OISSZGZX
AS	IR	OISS	Iran	OISSZPZX
AS	IR	OISS	Iran	OISSZTZX
AS	IR	OITR	Iran	OITRTOCX
AS	IR	OITR	Iran	OITRYDYX
AS	IR	OITR	Iran	OITRYFYX
AS	IR	OITR	Iran	OITRYXYA
AS	IR	OITR	Iran	OITRZPZX
AS	IR	OITR	Iran	OITRZQZX
AS	IR	OITR	Iran	OITRZTZX
AS	IR	OITT	Iran	OITTATAX
AS	IR	OITT	Iran	OITTYFYX
AS	IR	OITT	Iran	OITTYKYX
AS	IR	OITT	Iran	OITTZPZX
AS	IR	OITT	Iran	OITTZTZX
AS	IR	OITZ	Iran	OITZZPZX
AS	IR	OITZ	Iran	OITZZQZX
AS	IR	OITZ	Iran	OITZZTZX
AS	IR	OIZH	Iran	OIZHYDYX
AS	IR	OIZH	Iran	OIZHZPZX

AS	IR	OIZH	Iran	OIZHZQZX
AS	IR	OIZH	Iran	OIZHZTZX
AS	JO	OJAI	Jordan	OJAIYAYX
AS	JO	OJAI	Jordan	OJAIYDYX
AS	JO	OJAI	Jordan	OJAIYFYX
AS	JO	OJAI	Jordan	OJAIYGYG
AS	JO	OJAI	Jordan	OJAIYGYX
AS	JO	OJAI	Jordan	OJAIYGYZ
AS	JO	OJAI	Jordan	OJAIZIZT
AS	JO	OJAI	Jordan	OJAIZIZX
AS	JO	OJAI	Jordan	OJAIZPZX
AS	JO	OJAI	Jordan	OJAIZQZX
AS	JO	OJAI	Jordan	OJAIZRZX
AS	JO	OJAI	Jordan	OJAIZTZX
AS	JO	OJAM	Jordan	OJAMSITF
AS	JO	OJAM	Jordan	OJAMYAYX
AS	JO	OJAM	Jordan	OJAMYDYX
AS	JO	OJAM	Jordan	OJAMYFYX
AS	JO	OJAM	Jordan	OJAMZPZX
AS	JO	OJAM	Jordan	OJAMZQZX
AS	JO	OJAM	Jordan	OJAMZRZX
AS	JO	OJAM	Jordan	OJAMZTZX
AS	JO	OJAQ	Jordan	OJAQGOYX
AS	JO	OJAQ	Jordan	OJAQYGYX
AS	JO	OJAQ	Jordan	OJAQYOYX
AS	JO	OJAQ	Jordan	OJAQZIZX
AS	JO	OJAQ	Jordan	OJAQZPZX
AS	JO	OJAQ	Jordan	OJAQZQZX
AS	JO	OJAQ	Jordan	OJAQZTZX
AS	KW	OKAJ	Kuwait	OKAJZPZX
AS	KW	OKAJ	Kuwait	OKAJZTZX
AS	KW	OKBK	Kuwait	OKBKSARX
AS	KW	OKBK	Kuwait	OKBKYAYX
AS	KW	OKBK	Kuwait	OKBKYFYX
AS	KW	OKBK	Kuwait	OKBKYXYL
AS	KW	OKBK	Kuwait	OKBKZDZX
AS	KW	OKBK	Kuwait	OKBKZFZX
AS	KW	OKBK	Kuwait	OKBKZGZX
AS	KW	OKBK	Kuwait	OKBKZIZP
AS	KW	OKBK	Kuwait	OKBKZIZX
AS	KW	OKBK	Kuwait	OKBKZOZV
AS	KW	OKBK	Kuwait	OKBKZPZX
AS	KW	OKBK	Kuwait	OKBKZQZQ
AS	KW	OKBK	Kuwait	OKBKZQZX
AS	KW	OKBK	Kuwait	OKBKZRZX
AS	KW	OKBK	Kuwait	OKBKZTZK
AS	KW	OKBK	Kuwait	OKBKZTZX
AS	KW	OKBK	Kuwait	OKBKZZIZ
AS	LB	OLBA	Lebanon	OLBAEEFF

AS	LB	OLBA	Lebanon	OLBAOLDD
AS	LB	OLBA	Lebanon	OLBAYAYD
AS	LB	OLBA	Lebanon	OLBAYAYX
AS	LB	OLBA	Lebanon	OLBAYDYX
AS	LB	OLBA	Lebanon	OLBAYFYX
AS	LB	OLBA	Lebanon	OLBAYNYX
AS	LB	OLBA	Lebanon	OLBAZIZX
AS	LB	OLBA	Lebanon	OLBAZPZX
AS	LB	OLBA	Lebanon	OLBAZPZZ
AS	LB	OLBA	Lebanon	OLBAZQZT
AS	LB	OLBA	Lebanon	OLBAZQZX
AS	LB	OLBA	Lebanon	OLBAZRZA
AS	LB	OLBA	Lebanon	OLBAZRZX
AS	LB	OLBA	Lebanon	OLBAZTZX
AS	LB	OLKA	Lebanon	OLKAZPZX
AS	LB	OLKA	Lebanon	OLKAZTZX
AS	OM	OOBR	Oman	OOBRZPZX
AS	OM	OOBR	Oman	OOBRZTZX
AS	OM	OODQ	Oman	OODQZGZX
AS	OM	OODQ	Oman	OODQZPZX
AS	OM	OODQ	Oman	OODQZTZX
AS	OM	OOFD	Oman	OOFDZPZX
AS	OM	OOFD	Oman	OOFDZTZX
AS	OM	OOGB	Oman	OOGBZPZX
AS	OM	OOGB	Oman	OOGBZTZX
AS	OM	OOJA	Oman	OOJAZPZX
AS	OM	OOJA	Oman	OOJAZTZX
AS	OM	OOKB	Oman	OOKBZPZX
AS	OM	OOKB	Oman	OOKBZTZX
AS	OM	OOMA	Oman	OOMAZGZX
AS	OM	OOMA	Oman	OOMAZPZX
AS	OM	OOMA	Oman	OOMAZTZX
AS	OM	OOMS	Oman	OOMSAFSO
AS	OM	OOMS	Oman	OOMSASO
AS	OM	OOMS	Oman	OOMSORFX
AS	OM	OOMS	Oman	OOMSPPZX
AS	OM	OOMS	Oman	OOMSSTZX
AS	OM	OOMS	Oman	OOMSUYOYX
AS	OM	OOMS	Oman	OOMSYAYA
AS	OM	OOMS	Oman	OOMSYAYX
AS	OM	OOMS	Oman	OOMSYEYX
AS	OM	OOMS	Oman	OOMSYFYX
AS	OM	OOMS	Oman	OOMSYMYX
AS	OM	OOMS	Oman	OOMSYNYX
AS	OM	OOMS	Oman	OOMSYOYX
AS	OM	OOMS	Oman	OOMSYSYX
AS	OM	OOMS	Oman	OOMSYWYX
AS	OM	OOMS	Oman	OOMSYXYL
AS	OM	OOMS	Oman	OOMSZAZX

AS	OM	OOMS	Oman	OOMSZIZX
AS	OM	OOMS	Oman	OOMSZPZX
AS	OM	OOMS	Oman	OOMSZQZX
AS	OM	OOMS	Oman	OOMSZRXX
AS	OM	OOMS	Oman	OOMSZRZX
AS	OM	OOMS	Oman	OOMSZTZX
AS	OM	OOMS	Oman	OOMSZYXA
AS	OM	OOMS	Oman	OOMSZZPX
AS	OM	OOMX	Oman	OOMXZPZX
AS	OM	OOMX	Oman	OOMXZTZX
AS	OM	OOSA	Oman	OOSAYAYX
AS	OM	OOSA	Oman	OOSAYFYX
AS	OM	OOSA	Oman	OOSAYOYX
AS	OM	OOSA	Oman	OOSAZAZX
AS	OM	OOSA	Oman	OOSAZBZX
AS	OM	OOSA	Oman	OOSAZPZX
AS	OM	OOSA	Oman	OOSAZQZX
AS	OM	OOSA	Oman	OOSAZTZX
AS	OM	OOSH	Oman	OOSHYOYX
AS	OM	OOSH	Oman	OOSHYSYX
AS	OM	OOSH	Oman	OOSHZIZX
AS	OM	OOSH	Oman	OOSHZPZX
AS	OM	OOSH	Oman	OOSHZTZX
AS	OM	OOTH	Oman	OOTHZPZX
AS	OM	OOTH	Oman	OOTHZTZX
AS	QA	OTBD	Qatar	OTBDFDPS
AS	QA	OTBD	Qatar	OTBDFDPX
AS	QA	OTBD	Qatar	OTBDQTRX
AS	QA	OTBD	Qatar	OTBDYAYX
AS	QA	OTBD	Qatar	OTBDYDYX
AS	QA	OTBD	Qatar	OTBDYFYX
AS	QA	OTBD	Qatar	OTBDYOYX
AS	QA	OTBD	Qatar	OTBDYSYX
AS	QA	OTBD	Qatar	OTBDYTYX
AS	QA	OTBD	Qatar	OTBDYWYX
AS	QA	OTBD	Qatar	OTBDYWYZ
AS	QA	OTBD	Qatar	OTBDZGZX
AS	QA	OTBD	Qatar	OTBDZJZX
AS	QA	OTBD	Qatar	OTBDZPZX
AS	QA	OTBD	Qatar	OTBDZQZX
AS	QA	OTBD	Qatar	OTBDZRZX
AS	QA	OTBD	Qatar	OTBDZTZX
AS	QA	OTBD	Qatar	OTBDZYYX
AS	QA	OTBH	Qatar	OTBHIFYX
AS	QA	OTBH	Qatar	OTBHXYX
AS	QA	OTBH	Qatar	OTBHZPZX
AS	QA	OTBH	Qatar	OTBHZQZX
AS	QA	OTBH	Qatar	OTBHZTZX
AS	QA	OTHH	Qatar	OTHHXCOM

AS	QA	OTHH	Qatar	OTHHYAYX
AS	QA	OTHH	Qatar	OTHHYFYF
AS	QA	OTHH	Qatar	OTHHYFYX
AS	QA	OTHH	Qatar	OTHHYWYX
AS	QA	OTHH	Qatar	OTHHZAZX
AS	QA	OTHH	Qatar	OTHHZJZH
AS	QA	OTHH	Qatar	OTHHZJZX
AS	QA	OTHH	Qatar	OTHHZPZX
AS	QA	OTHH	Qatar	OTHHZQZX
AS	QA	OTHH	Qatar	OTHHZRZX
AS	QA	OTHH	Qatar	OTHHZTZX
AS	QA	OTHH	Qatar	OTHHZYZX
AS	SA	OEAB	Saudi Arat	OEABYFYX
AS	SA	OEAB	Saudi Arat	OEABZIZX
AS	SA	OEAB	Saudi Arat	OEABZPZX
AS	SA	OEAB	Saudi Arat	OEABZQZX
AS	SA	OEAB	Saudi Arat	OEABZRZX
AS	SA	OEAB	Saudi Arat	OEABZTZX
AS	SA	OEAH	Saudi Arat	OEAHZPZX
AS	SA	OEAH	Saudi Arat	OEAHZQZX
AS	SA	OEAH	Saudi Arat	OEAHZTZX
AS	SA	OEAO	Saudi Arat	OEAOZPZX
AS	SA	OEAO	Saudi Arat	OEAOZQZX
AS	SA	OEAO	Saudi Arat	OEAOZTZX
AS	SA	OEBA	Saudi Arat	OEBAZDZX
AS	SA	OEBA	Saudi Arat	OEBAZPZX
AS	SA	OEBA	Saudi Arat	OEBAZTZX
AS	SA	OEDF	Saudi Arat	OEDFYDYX
AS	SA	OEDF	Saudi Arat	OEDFYFYX
AS	SA	OEDF	Saudi Arat	OEDFYXYL
AS	SA	OEDF	Saudi Arat	OEDFZAZX
AS	SA	OEDF	Saudi Arat	OEDFZIZX
AS	SA	OEDF	Saudi Arat	OEDFZPZF
AS	SA	OEDF	Saudi Arat	OEDFZPZX
AS	SA	OEDF	Saudi Arat	OEDFZQZR
AS	SA	OEDF	Saudi Arat	OEDFZQZX
AS	SA	OEDF	Saudi Arat	OEDFZRZA
AS	SA	OEDF	Saudi Arat	OEDFZRZB
AS	SA	OEDF	Saudi Arat	OEDFZRZX
AS	SA	OEDF	Saudi Arat	OEDFZTZX
AS	SA	OEDM	Saudi Arat	OEDMZTZX
AS	SA	OEDR	Saudi Arat	OEDRYDYX
AS	SA	OEDR	Saudi Arat	OEDRYFYX
AS	SA	OEDR	Saudi Arat	OEDRZAZX
AS	SA	OEDR	Saudi Arat	OEDRZPZX
AS	SA	OEDR	Saudi Arat	OEDRZQZX
AS	SA	OEDR	Saudi Arat	OEDRZRZX
AS	SA	OEDR	Saudi Arat	OEDRZTZX
AS	SA	OEGN	Saudi Arat	OEGNYDYX

AS	SA	OEGN	Saudi Arat OEGNYFYX
AS	SA	OEGN	Saudi Arat OEGNZIZX
AS	SA	OEGN	Saudi Arat OEGNZPZX
AS	SA	OEGN	Saudi Arat OEGNZQZX
AS	SA	OEGN	Saudi Arat OEGNZTZX
AS	SA	OEGS	Saudi Arat OEGSZIZX
AS	SA	OEGS	Saudi Arat OEGSZPTX
AS	SA	OEGS	Saudi Arat OEGSZPZX
AS	SA	OEGS	Saudi Arat OEGSZQZX
AS	SA	OEGS	Saudi Arat OEGSZTXZ
AS	SA	OEGS	Saudi Arat OEGSZTZX
AS	SA	OEHL	Saudi Arat OEHLFYX
AS	SA	OEHL	Saudi Arat OEHLZIZX
AS	SA	OEHL	Saudi Arat OEHLZPZX
AS	SA	OEHL	Saudi Arat OEHLZQZX
AS	SA	OEHL	Saudi Arat OEHLZTZX
AS	SA	OEJB	Saudi Arat OEJBZTZX
AS	SA	OEJN	Saudi Arat OEJNAPBF
AS	SA	OEJN	Saudi Arat OEJNARAB
AS	SA	OEJN	Saudi Arat OEJNFDPA
AS	SA	OEJN	Saudi Arat OEJNFPDA
AS	SA	OEJN	Saudi Arat OEJNINDA
AS	SA	OEJN	Saudi Arat OEJNJACC
AS	SA	OEJN	Saudi Arat OEJNJETX
AS	SA	OEJN	Saudi Arat OEJNSVAO
AS	SA	OEJN	Saudi Arat OEJNTFYX
AS	SA	OEJN	Saudi Arat OEJNXRXA
AS	SA	OEJN	Saudi Arat OEJNYDYX
AS	SA	OEJN	Saudi Arat OEJNYFYX
AS	SA	OEJN	Saudi Arat OEJNYFYZ
AS	SA	OEJN	Saudi Arat OEJNYNYX
AS	SA	OEJN	Saudi Arat OEJNYXYL
AS	SA	OEJN	Saudi Arat OEJNYXYX
AS	SA	OEJN	Saudi Arat OEJNZAZR
AS	SA	OEJN	Saudi Arat OEJNZAZX
AS	SA	OEJN	Saudi Arat OEJNZDZX
AS	SA	OEJN	Saudi Arat OEJNZGZX
AS	SA	OEJN	Saudi Arat OEJNZIZX
AS	SA	OEJN	Saudi Arat OEJNZOZX
AS	SA	OEJN	Saudi Arat OEJNZPPX
AS	SA	OEJN	Saudi Arat OEJNZPXX
AS	SA	OEJN	Saudi Arat OEJNZPZC
AS	SA	OEJN	Saudi Arat OEJNZPZX
AS	SA	OEJN	Saudi Arat OEJNZPZZ
AS	SA	OEJN	Saudi Arat OEJNZQZT
AS	SA	OEJN	Saudi Arat OEJNZQZX
AS	SA	OEJN	Saudi Arat OEJNZRZA
AS	SA	OEJN	Saudi Arat OEJNZRZX
AS	SA	OEJN	Saudi Arat OEJNZSZX

AS	SA	OEJN	Saudi Arat OEJNZTZP
AS	SA	OEJN	Saudi Arat OEJNZTZX
AS	SA	OEJN	Saudi Arat OEJNZUZX
AS	SA	OEJN	Saudi Arat OEJNZXZT
AS	SA	OEJN	Saudi Arat OEJNZYZX
AS	SA	OEKM	Saudi Arat OEKMYFYX
AS	SA	OEKM	Saudi Arat OEKMZAZX
AS	SA	OEKM	Saudi Arat OEKMZPZX
AS	SA	OEKM	Saudi Arat OEKMZTZX
AS	SA	OEMA	Saudi Arat OEMAYFYX
AS	SA	OEMA	Saudi Arat OEMAYXYL
AS	SA	OEMA	Saudi Arat OEMAZAZX
AS	SA	OEMA	Saudi Arat OEMAZPZT
AS	SA	OEMA	Saudi Arat OEMAZPZX
AS	SA	OEMA	Saudi Arat OEMAZQZX
AS	SA	OEMA	Saudi Arat OEMAZRZX
AS	SA	OEMA	Saudi Arat OEMAZTZX
AS	SA	OENG	Saudi Arat OENGZPZX
AS	SA	OENG	Saudi Arat OENGZQZX
AS	SA	OENG	Saudi Arat OENGZTZX
AS	SA	OENN	Saudi Arat OENNYFYX
AS	SA	OENN	Saudi Arat OENNZAZX
AS	SA	OENN	Saudi Arat OENNZPZX
AS	SA	OENN	Saudi Arat OENNZQZX
AS	SA	OENN	Saudi Arat OENNZTZX
AS	SA	OEPA	Saudi Arat OEPAZAZX
AS	SA	OEPA	Saudi Arat OEPAZPZX
AS	SA	OEPA	Saudi Arat OEPAZTZX
AS	SA	OEPS	Saudi Arat OEPSYXYX
AS	SA	OEPS	Saudi Arat OEPSZDZX
AS	SA	OEPS	Saudi Arat OEPSZPZX
AS	SA	OEPS	Saudi Arat OEPSZQZX
AS	SA	OEPS	Saudi Arat OEPSZTZX
AS	SA	OERF	Saudi Arat OERFZAZX
AS	SA	OERF	Saudi Arat OERFZPZX
AS	SA	OERF	Saudi Arat OERFZTZX
AS	SA	OERK	Saudi Arat OERKFANS
AS	SA	OERK	Saudi Arat OERKFYFX
AS	SA	OERK	Saudi Arat OERKJETX
AS	SA	OERK	Saudi Arat OERKKNEO
AS	SA	OERK	Saudi Arat OERKTFYX
AS	SA	OERK	Saudi Arat OERKTZTZ
AS	SA	OERK	Saudi Arat OERKYDYX
AS	SA	OERK	Saudi Arat OERKYFYX
AS	SA	OERK	Saudi Arat OERKYNYX
AS	SA	OERK	Saudi Arat OERKYOYX
AS	SA	OERK	Saudi Arat OERKYXYL
AS	SA	OERK	Saudi Arat OERKZAZX
AS	SA	OERK	Saudi Arat OERKZBZX

AS	SA	OERK	Saudi Arat OERKZDZX
AS	SA	OERK	Saudi Arat OERKZFXZ
AS	SA	OERK	Saudi Arat OERKZIZX
AS	SA	OERK	Saudi Arat OERKZOZX
AS	SA	OERK	Saudi Arat OERKZPZI
AS	SA	OERK	Saudi Arat OERKZPZX
AS	SA	OERK	Saudi Arat OERKZQZX
AS	SA	OERK	Saudi Arat OERKZRZX
AS	SA	OERK	Saudi Arat OERKZTZK
AS	SA	OERK	Saudi Arat OERKZTZQ
AS	SA	OERK	Saudi Arat OERKZTZX
AS	SA	OERK	Saudi Arat OERKZYZX
AS	SA	OERR	Saudi Arat OERRZPZX
AS	SA	OERR	Saudi Arat OERRZTZX
AS	SA	OERY	Saudi Arat OERYZPZX
AS	SA	OERY	Saudi Arat OERYZTZX
AS	SA	OESH	Saudi Arat OESHAPBF
AS	SA	OESH	Saudi Arat OESHYFYX
AS	SA	OESH	Saudi Arat OESHZAZX
AS	SA	OESH	Saudi Arat OESHZPZX
AS	SA	OESH	Saudi Arat OESHZTZX
AS	SA	OESK	Saudi Arat OESKZAZX
AS	SA	OESK	Saudi Arat OESKZIZX
AS	SA	OESK	Saudi Arat OESKZPZX
AS	SA	OESK	Saudi Arat OESKZQZX
AS	SA	OESK	Saudi Arat OESKZTZX
AS	SA	OETB	Saudi Arat OETBXQXZ
AS	SA	OETB	Saudi Arat OETBYFYX
AS	SA	OETB	Saudi Arat OETBZAZX
AS	SA	OETB	Saudi Arat OETBZIZX
AS	SA	OETB	Saudi Arat OETBZOZX
AS	SA	OETB	Saudi Arat OETBZPZX
AS	SA	OETB	Saudi Arat OETBZQZX
AS	SA	OETB	Saudi Arat OETBZTZX
AS	SA	OETF	Saudi Arat OETFYDYX
AS	SA	OETF	Saudi Arat OETFYFYX
AS	SA	OETF	Saudi Arat OETFZAZX
AS	SA	OETF	Saudi Arat OETFZDZX
AS	SA	OETF	Saudi Arat OETFZIZX
AS	SA	OETF	Saudi Arat OETFZPZX
AS	SA	OETF	Saudi Arat OETFZQZX
AS	SA	OETF	Saudi Arat OETFZRZX
AS	SA	OETF	Saudi Arat OETFZTZX
AS	SA	OEJW	Saudi Arat OEJWJYAYX
AS	SA	OEJW	Saudi Arat OEJWJZAZX
AS	SA	OEJW	Saudi Arat OEJWJZPZX
AS	SA	OEJW	Saudi Arat OEJWJZTZX
AS	SA	OEYN	Saudi Arat OEYNZAZX
AS	SA	OEYN	Saudi Arat OEYNZIZX

AS	SA	OEYN	Saudi Arat	OEYNZPZX
AS	SA	OEYN	Saudi Arat	OEYNZQZX
AS	SA	OEYN	Saudi Arat	OEYNZTZX
AS	SY	OSDI	Syria	OSDIFASX
AS	SY	OSDI	Syria	OSDIHISX
AS	SY	OSDI	Syria	OSDIIAWX
AS	SY	OSDI	Syria	OSDIJXSX
AS	SY	OSDI	Syria	OSDIMIXH
AS	SY	OSDI	Syria	OSDISAXH
AS	SY	OSDI	Syria	OSDISYRO
AS	SY	OSDI	Syria	OSDISYSX
AS	SY	OSDI	Syria	OSDIYAYE
AS	SY	OSDI	Syria	OSDIYAYF
AS	SY	OSDI	Syria	OSDIYAYX
AS	SY	OSDI	Syria	OSDIYDYX
AS	SY	OSDI	Syria	OSDIYNYX
AS	SY	OSDI	Syria	OSDIZPZX
AS	SY	OSDI	Syria	OSDIZQZX
AS	SY	OSDI	Syria	OSDIZTZX
AS	SY	OSLK	Syria	OSLKAPBF
AS	SY	OSLK	Syria	OSLKBFXX
AS	SY	OSLK	Syria	OSLKZPZX
AS	SY	OSLK	Syria	OSLKZQZX
AS	SY	OSLK	Syria	OSLKZTZX
AS	YE	OYAA	Yemen	OYAAZPZX
AS	YE	OYAA	Yemen	OYAAZQZX
AS	YE	OYAA	Yemen	OYAAZRZX
AS	YE	OYAA	Yemen	OYAAZTZX
AS	YE	OYGD	Yemen	OYGDZTZX
AS	YE	OYSN	Yemen	OYSNYAYX
AS	YE	OYSN	Yemen	OYSNYDYX
AS	YE	OYSN	Yemen	OYSNYFYX
AS	YE	OYSN	Yemen	OYSNZAZX
AS	YE	OYSN	Yemen	OYSNZPZX
AS	YE	OYSN	Yemen	OYSNZQZX
AS	YE	OYSN	Yemen	OYSNZRZX
AS	YE	OYSN	Yemen	OYSNZTZX
AS	YE	OYSQ	Yemen	OYSQZPZX
AS	YE	OYSQ	Yemen	OYSQZTZX
AS	YE	OYSY	Yemen	OYSYZPZX
AS	YE	OYSY	Yemen	OYSYZRZX
AS	YE	OYSY	Yemen	OYSYZTZX

Continent (Sender)	Country code (Sender)	ATC Code (Sender)	Country (Sender)
AF	EG	HECA	Egypt
AF	EG	HECA	Egypt
AF	EG	HECA	Egypt
AF	EG	HECA	Egypt
AF	LY	HLLT	Libya
AF	LY	HLLT	Libya
AF	LY	HLLT	Libya
AF	SD	HSSS	Sudan
AF	SD	HSSS	Sudan
AS	EG	HESH	Egypt

ICAO Address (sender)

HECALNKX

HECALNYX

HECALYNX

HECAZIZX

HLLTLNKW

HLLTLNWW

HLLTWWLN

HSSSYAYX

HSSSZPZX

HESHZAZR