



WELCOME TO YAOUNDE-NSIMALEN RUNWAY SAFETY TEAM AIRSIDE DRIVING LICENSE IMPLEMENTATION PROCESS



MAZARIN HERVE MINTSA

CONTENTS



I. OBJECTIVES

II. OVERVIEW AND REGULATION

III. AIRSIDE DRIVING PERMIT DELIVERY SYSTEM

IV. IMPROVEMENT



OBJECTIVES



Ensuring safe
airside vehicle
operations to
prevent runway
incursion

Understanding the
rules and
regulations of airside
driving

Familiarization with
the airport
environment and
associated hazards

Implementation of
adequate measures
in case of incidents,
accidents and
offences



13 incident related to airside driving between 2018 - 2020

- Runway incursion (03)
- Jet Blast (03)
- Engine Collision with aircraft (02)
- Car crash (05)



OVERVIEW AND REGULATION

Décret N°2018/5250/PM du 26 Juin 2018 – Règles de police d'aérodrome et des installations aéronautiques au Cameroun

Article 28:

« Sont autorisés à accéder et à circuler Côté Piste pour nécessité de service, les véhicules disposant d'une autorisation d'accès délivrée par l'Autorité Aéronautique et d'une autorisation de circuler, délivrée par le Gestionnaire d'aéroport. »

Article 31:

« Sans préjudice de la réglementation en vigueur applicable en matière de circulation routière, la conduite Côté Piste est subordonnée à la détention d'un permis de conduire Côté Piste délivré par le Gestionnaire d'Aéroport, selon les conditions fixées par l'Autorité Aéronautique. »

Article 33:

« Sans préjudice des dispositions législatives et réglementaires applicables en matière de circulation routière, tout conducteur d'un véhicule doit se conformer à la signalisation spécifique de l'aérodrome établie par le Gestionnaire d'aéroport, ainsi qu'aux instructions formulées par les services de la circulation aérienne et le Gestionnaire d'aéroport. »



VEHICLES AT NSIMALEN AIRSIDE



Rescue and firefighting (RFFS/SSLI) by ASECNA

- Yellow marking
- Blue flashing lights when on a mission
- Operating where required
- Company logo and ID



Service vehicles by ADC and ASU

- Orange marking
- Yellow flashing lights always on
- Operating on aprons and the maneuvering area (TWY/RWY)
- Company logo and ID



GSE, aircraft refueling vehicle and other ADC service vehicles operating on aprons

- White marking
- Yellow flashing lights when leaving an airside road (e.g taxilane)
- Yellow flashing lights on large/high vehicles (e.g. passenger bus): always on
- Operating on aprons
- Company logo and ID

VEHICLES AT NSIMALEN AIRSIDE



Military vehicle

- Military mixte marking
- Blue flashing lights when on a mission
- Operating where required
- Company logo and ID



Airlines vehicles

- White marking
- Yellow flashing lights always on
- Operating on aprons and the maneuvering area
- Company logo and ID



Maintenance vehicles / refueling truck

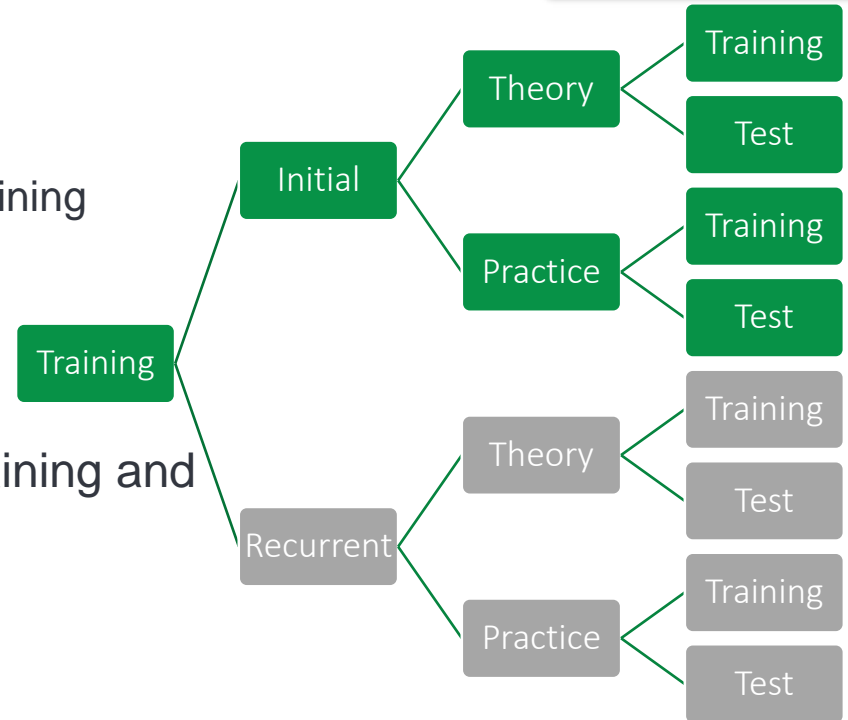
- White marking
- Yellow flashing lights always on
- Operating on aprons and the maneuvering area
- Company logo and ID



AIRSIDE DRIVING PERMIT DELIVERY SYSTEM

ADPs at NSI – Training since the end 2020

- Training and tests are required to obtain an ADP
 - This training is covering the:
 - **Initial Theory Training**
 - **Theory test** is required to complete this training
 - **Practical** training and test after successful completion of theory test
- Once you have obtained an ADP, you can revalidate it through **Recurrent** training and tests
- Maximum validity of ADP
 - 3 years (36 months)
 - ADP validity will not exceed that of the national driving license



+ RTF Training
(mandatory!) for
ADP M and P

3 different types of ADP (T, M and P)

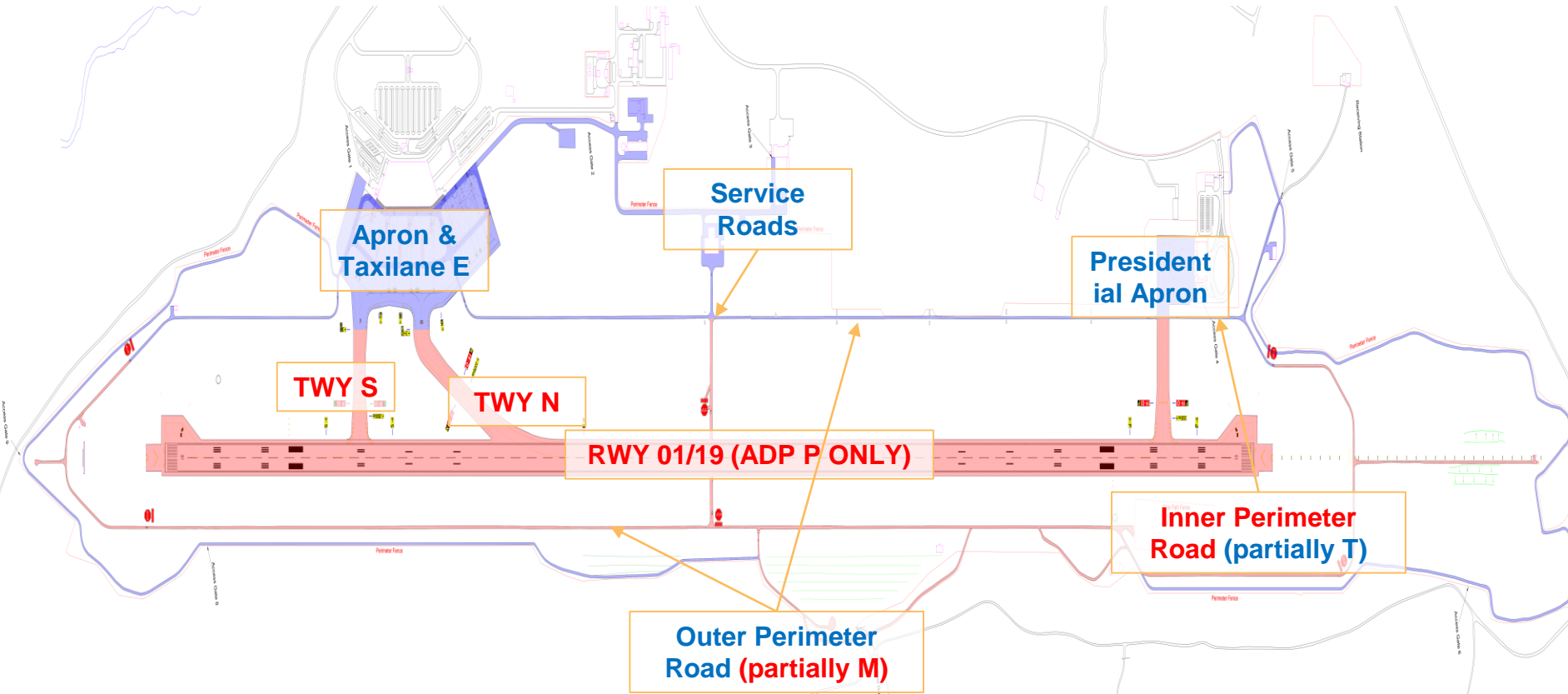


ADPs at NSI – Zones

ADP M = Excluding RWY 01/19

ADP P = Including RWY 01/19

Driving zones ADP T (blue) and ADP M and P (red)



DELIVERY AFTER SATISFYING A THEORETICAL AND PRATICAL TRAINING



CONTENTS OF THEORETICAL TRAINING



1. Airside Driving Permit (ADP)
2. Aerodrome Topography
3. Personal Responsibility
4. Vehicle Safety Standards
5. Airside Traffic Rules + RTF
6. Hazards & Safety-Related Issues
7. Penalties for Non-Compliance
8. Security Procedures
9. Emergency Procedures


*Traffic stop!
Can I see your
ADP please?*

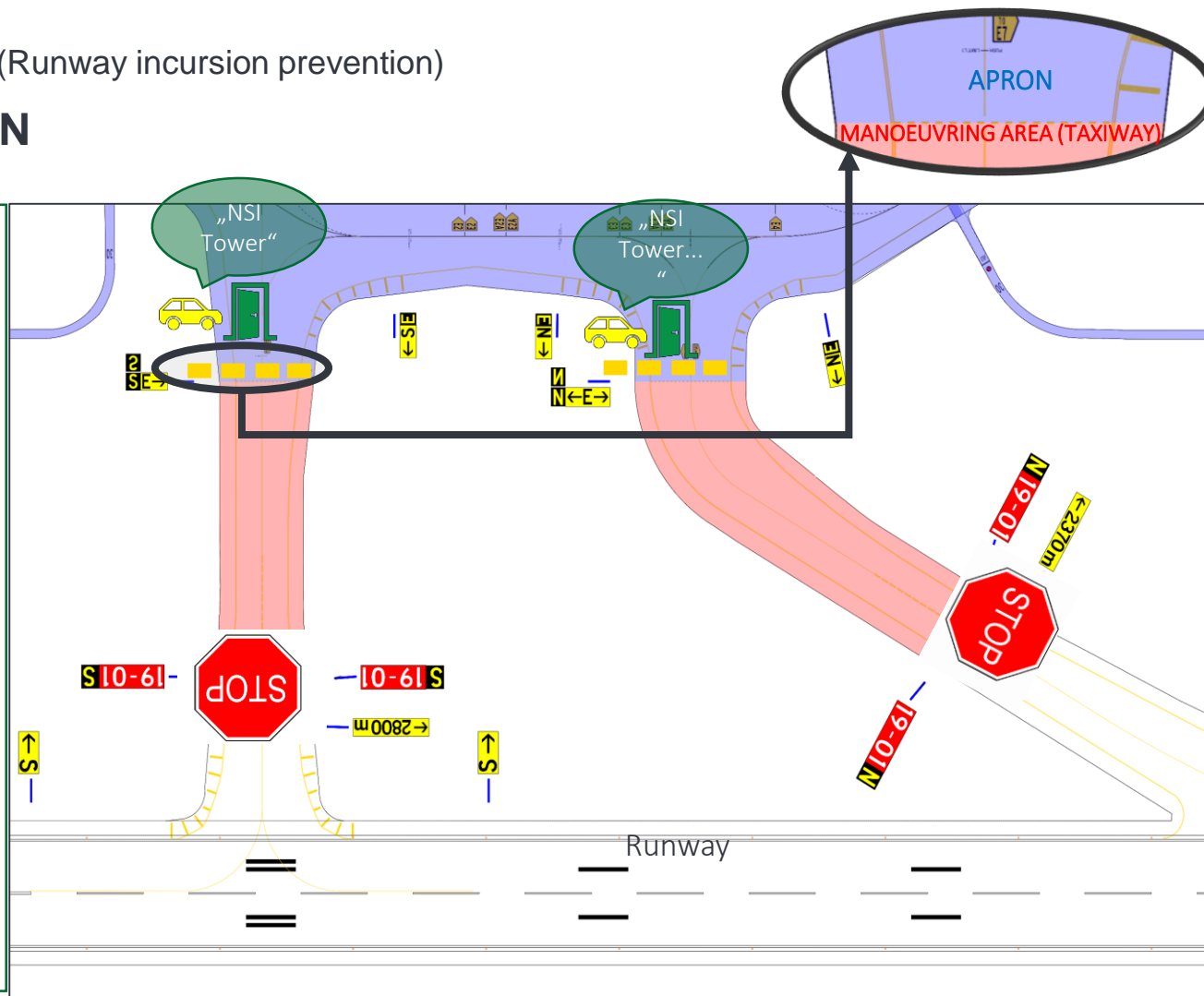


Gendarmerie

Driving on the Manoeuvring Area (Runway incursion prevention)

Access to TWY S, TWY N

1. Stop at Intermediate Holding Position marking on TWY S, TWY N)!

2. Contact NSI TWR on 119.1
 - a) *WHOM YOU ARE CALLING*
 - b) *WHO YOU ARE*
 - c) *WHERE YOU ARE*
 - d) *WHERE YOU WISH TO GO*
 - e) *WHY YOU NEED TO GO*
 - f) *READBACK*
3. Enter TWY if authorized
 - a) Do not access any other area that you are not cleared to enter!
 - b) Do not access the RWY or any other TWY without further clearance!



The background is a solid orange color. In the top left, there is a large, stylized orange cloud. In the top right, there is a white sun with two concentric circles around it, partially obscured by a smaller orange cloud. In the bottom left, there is a white cloud. In the bottom right, there is a white cloud partially obscured by a larger orange cloud.

IMPROVEMENT

WHAT SHOULD WE IMPROVED ?

- ❖ **Controlled of ADP by Gendarmerie : we need more implication by them**
- ❖ **Concern all the stakeholders : some of them aren't aware about ADP training**





THANKS

