

International Civil Aviation Organization



AFI Office



AFI Air Navigation Deficiency Database AANDD



Agenda

1. AANDD Development & Milestones

2. AANDD Access


3. AANDD Flow Chart

4. AANDD Online




AANDD Development

 AANDD was developed to assist in the enhancement process of identification, assessment, reporting and elimination of deficiencies in AFI Region.

 AANDD provides an online secure management system to effectively manage deficiencies in the AFI Region in the various technical areas.



AANDD Development

 In addressing and identifying deficiencies the following definition was used:

A deficiency is a situation where a facility, service or procedure does not comply with a regional air navigation plan approved by the Council, or with related ICAO Standards and Recommended Practices (SARPs), and which situation has a negative impact on the safety, regularity and/or efficiency of international civil aviation.

(adopted by ICAO Council 30 Nov. 01)



AANDD- Access

 AANDD will be accessed via ESAF and WACAF Office websites.

 A detailed User help manual is available on ESAF and WACAF Office websites, as well.



AANDD- Client Requirements

Computer

A computer (Notebook or PC) with workable configuration

Operating System

Windows 7, 10 and MAC OS.

Internet

A stable high speed internet connection.

Browser




A web browser, recommended IE 10 or higher and also works with Google Chrome.

Peripherals

AANDD can be accessed on any Smart phone or Tablet with the ability to browse the internet.



Who can Use AANDD

-  States shall designate **One Focal Point** to access AANDD.
-  An official request shall be sent to **ICAO ESAF** and **WACAF Regional Office** to acquire AANDD access information (user name and password).
-  The request shall include the name of the **Focal Point**, his/her title/position in the **State CAA**, contact information: e-mail address and telephone number.

Users Types



Area

States

Org.

User

Admin



AANDD Users

Area

Add Deficiency
Update Deficiency
Delete Deficiency
Approve Deficiency
Search Deficiency

States

Add Deficiency
Update Deficiency
Delete Deficiency
Search Deficiency

Org.

Add Deficiency
Update Deficiency
Delete Deficiency
Search Deficiency



AANDD Users



User



Search Deficiency



Admin



Manage Database

Manage User profiles

Assign Access Control

AANDD Flow Chart

AANDD Cycle

States & Org. Login AANDD
Search, add, update deficiency

Updated AANDD
reflected online &
reporting system

Requests are sent
to ESAF/WACAF Office
online / by email.


AANDD Database
updated
on Server

ESAF/WACAF
ROs update,
add, approve
deficiencies





AANDD- Access

 AANDD **site is restricted**. Access to the site is controlled through a “***user name***” and a “***password***,” which will be requested of the Focal Point when accessing the site.

 The interface of AANDD varies depending on the user access credentials/ rights.

AANDD- Secure Login



International Civil Aviation Organization
Central, Eastern, Southern and Western African
(ESAF/WACAF) Office

AANDD

User Name

Please Enter
Username

Password

Please Enter
Password

LOGIN



<

AANDD - All Rights Reserved ICAO AFI Region

AANDD



AANDD- Secure Login

-  You get to the site directly through ESAF and WACAF offices websites and then select AANDD or use the URL; <https://aandd.icao.int/>
-  Using your assigned username and password, 'log in' on the main AANDD page. By pressing on Login Button.

AANDD- Secure Login

- ① You get to the site directly through ESAF and WACAF offices websites and then select AANDD.
- ② Using your assigned username and password, 'log in' on the main AANDD page. By pressing on Login Button.





User Name

Password

LOGIN



AANDD- Secure Login

-  As soon as the Login is pressed the system will notify the user about remember password option. For security reasons and for information confidentiality please do not use this option if you are working on a public computer or on a computer that is accessed by any other person than yourself.
-  Pressing “yes” will make sure that you do not have to enter your login information every time you access the site.

AANDD- Main Menu

 This is the main interface of AANDD. The main web page of the system which will help users access any option they need to perform.



The screenshot displays the main interface of the AANDD system. At the top, there is a banner with a globe and the text: "International Civil Aviation Organization", "Central, Eastern, Southern and Western African (ESAF/WACAF) Office", and "AANDD". Below the banner, there is a navigation bar with the text "Welcome to KENYA" and "Log out". The main content area features four icons representing different actions: "Add Deficiency" (plus sign), "Delete Deficiency" (X), "Update Deficiency" (document with pencil), and "Search Deficiency" (magnifying glass). At the bottom, there is a footer with the text "AANDD - All Rights Reserved ICAO AFI Region".

International Civil Aviation Organization
Central, Eastern, Southern and Western African
(ESAF/WACAF) Office
AANDD

Welcome to KENYA Log out

 Add Deficiency

 Delete Deficiency

 Update Deficiency

 Search Deficiency

AANDD - All Rights Reserved ICAO AFI Region

AANDD- Main Menu

- On the top part of the screen a welcome message with the username will appear.
- Next to the welcome message is the Logout push button. Kindly use this button at the end of the session to make sure you terminated your session properly.



- AANDD Users: States and Organizations have four main options.



**Add
Deficiency**



**Delete
Deficiency**



**Update
Deficiency**



**Search
Deficiency**

AANDD- Add Deficiency

🔄 The Add Deficiency Option provides the user with the facility to report a new deficiency in the appropriate Area. A new deficiency added to AANDD will always have an “N” status for New.



Add
Deficiency

🔄 After the Add Deficiency button is clicked. The Following ICAO AFI Deficiencies reporting form will appear for the user to fill in the data according to ICAO deficiencies reporting rules and regulations.



AANDD- Add Deficiency

ICAO AFI DEFICIENCIES REPORTING FORM

Select Area

Volume	Type	Total	Count
DS (C)	44 DS DB	463.76 DB	100%
All Drives	44 DS DB	463.76 DB	100%

Identification

Requirement

Facility / Services

Deficiencies

Description

Date First Reported

Rational for Non-Elimination F H S O

Remarks for Non-Elimination

Corrective Action

Description


Executing Body

Date of Completion

Priority for Action A B U





AANDD- Add Deficiency

 AANDD User has to enter all the fields in the reporting form for the system to accept it. Any entry box left empty will not be accepted by the system. Kindly just enter “-“ and do not leave the field blank if you do not have information available for the entry box.

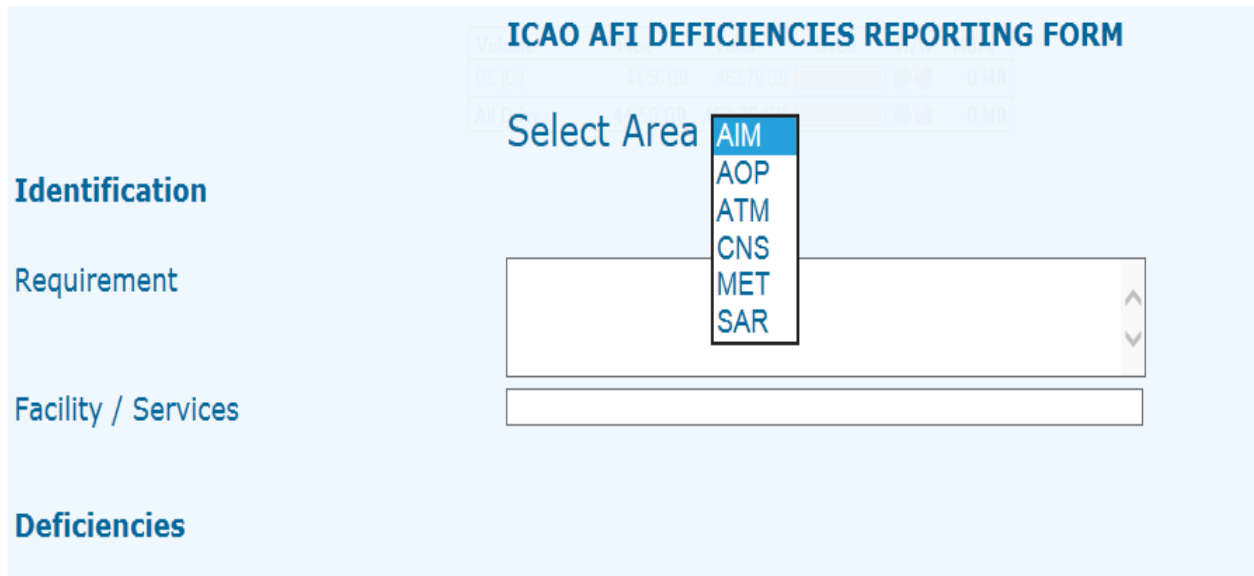


AANDD- Add Deficiency

-  The system will assist user in filling information by providing list boxes, date fields, check boxes and radio buttons.
-  The system will notify the user as well in the event of any error by displaying the appropriate error message.

AANDD- Add Deficiency

The first important information requested by the system is the Field to report in which technical area this deficiency will address. Users have to select one of the five options: AIM, AOP, ATM, CNS, MET and SAR.



The screenshot displays the 'ICAO AFI DEFICIENCIES REPORTING FORM'. On the left side, there are labels for 'Identification', 'Requirement', 'Facility / Services', and 'Deficiencies'. The 'Select Area' dropdown menu is open, showing the following options: AIM, AOP, ATM, CNS, MET, and SAR. The 'AIM' option is currently selected and highlighted in blue. Below the dropdown menu, there are empty text input fields for 'Requirement' and 'Facility / Services'.

AANDD- Add Deficiency

- The system will assist the user to enter the Date first reported and Date of Completion by providing an easy to use date Calendar. User will choose the Day, Month, and Year the deficiency was reported and when it is estimated to be completed.

Date First Reported

Rational for Non-Elimination

Remarks for Non-Elimination

Corrective Action

Description

Executing Body

Date of Completion

<input type="text"/>	
	
<input type="text"/>	
<input type="text"/>	

The calendar popup shows the following data:

Mon	Tue	Wed	Thu	Fri	Sat	Sun
						1
2	3	4	5	6	7	8
9	10	11	12	13	14	15
16	17	18	19	20	21	22
23	24	25	26	27	28	

11 February 2009



AANDD- Add Deficiency

Priority for Action

● A ● B ● U

“A” priority = Top priority requirements necessary for air navigation safety.

Top priority requirement consisting of any physical, configuration, material, performance, personnel or procedures specification, the application of which is considered necessary for air navigation safety.

“B” priority = Intermediate requirements necessary for air navigation regularity and efficiency.

Intermediate priority requirement consisting of any physical, configuration, material, performance, personnel or procedures specification, the application of which is considered necessary for air navigation regularity and efficiency.

“U” priority = Urgent requirements having a direct impact on safety and requiring immediate corrective actions.

Urgent requirement consisting of any physical, configuration, material, performance, personnel or procedures specification, the application of which is urgently required for air navigation safety.

AANDD- Add Deficiency

After reviewing all the information provided in the reporting form, the user will have to press the submit button at the end of the entry data.

ICAO AFI DEFICIENCIES REPORTING FORM

Select Area

Identification

Requirement

Facility / Services

Deficiencies

Description

Date First Reported

Rational for Non-Elimination F H S O

Remarks for Non-Elimination

Corrective Action

Description

Executing Body

Date of Completion

Priority for Action A B U


Submit **Cancel**



AANDD- Add Deficiency

- ④ This will send an email to the officer in charge of the selected field to notify him/her that a new deficiency has been reported and needs approval.
- ④ For example if the user reported a new deficiency in the AOP field. An email will be sent to ESAF or WACAF office AOP Officer to notify that a new Deficiency has been reported by State “XXX” in the AOP Field.
- ④ As soon as the Officer in Charge accepts the Deficiency it will appear in the AANDD Database and will be available for users in the delete, update, search and print options.

AANDD- Delete Deficiency

- ④ The Delete Deficiency option provides the user with the facility to delete a deficiency that has been corrected, rectified or resolved.
- ④ After the Delete Deficiency button is clicked. All the deficiencies pertaining to the user will appear in a list format.
- ④ Only Deficiencies with “N”- New or “C”- Current Status will be displayed. “D”- Deleted Status Deficiencies will not appear in this list.
- ④ The user can select the deficiency to be deleted by pressing the appropriate deficiency in the item No. section. For example to delete the deficiency number 1. AIM click on the delete  and the Delete Form icon for deficiency number 1 for AIM Angola will appear to the user.

AANDD- Snapshot Delete

International Civil Aviation Organization
Central, Eastern, Southern and Western African
(ESAF/WACAF) Office

AANDD

Add Deficiency

Delete Deficiency


Update Deficiency

Select State Status

Item No	Identification		Deficiencies				Facilities/ Services	
	Requirement		Description	Date first reported	Remarks/ Rationale for non-elimination	Facilities/ Services		
1	✘ Angola	[Doc 8126, Para 3.2.2 & 3.3]	-	Lack of effective AIS system	31-03-2012	Processes and procedures relating to AIS will not be reliable and standardised	O	Full
2	✘ Angola	[Annex 15 Para 3.7.1]	-	Non implementation of WGS-84	31-03-2012	Unable to implement basic PBN requirements	O	WGS
3	✘ Angola	[Annex 15, Para 3.2]	-	Lack of adequate training of AIS personnel	31-03-2012	Inadequate human resources to sustain the provision of AIS	O	-
4	✘ Angola	[Annex 15, Para 8.1]	-	Lack of AIS Aerodrome Units at International Airports	31-03-2012	Cannot guarantee provisions of AIS	O	AIS
5	✘ Angola	[Annex 15, Para 3.6.5]	-	Lack of AIS automation	31-03-2012	Increases the chance of human errors during processing of aeronautical information and reduces efficiency of AIS	O	Auto
6	✘ Angola	[Annex 15, Para 3.2]	-	Non implementation of AIS Quality Management System (QMS)	31-03-2012	Cannot guarantee quality and accuracy of aeronautical data being published in the AIP	O	Need conf
7	✘ Angola	[Annex 4]	-	Non use of standard units of measurement	31-03-2012	Can impact on safety of air navigation	O	Full
8	✘ Angola	Annex 4, [Para 3.2, 7.2, 13.2 & 16.2] [Annex 15, Para 4.2.3]	-	Non production of aeronautical charts appropriate to the State	31-03-2012	Lack of critical information essential for safety of air navigation	O	Aero
9	✘ Angola	[Annex 15, Para 5]	-	Lack of timely issuance of notams	31-03-2012	Non- availability of critical aeronautical information via notams	O	Full

AANDD

AANDD- Delete Deficiency

- ④ The user will review the information in the list and make sure this is the deficiency that has been corrected, rectified or resolved. The user will then press the delete  button to delete the deficiency.
- ④ On the Delete deficiency form, it is important to note the Rational for Non-Elimination Options - F H S O where;
- ④ “F” = Financial Rational
- ④ “H” = Human Resources Rational
- ④ “S” = State (Military/political) Rational
- ④ “O” = Other unknown causes Rational
- ④ After selecting the elimination option you then proceed to input the Remarks for Non – Elimination.

Remarks for Non-Elimination

Inadequate human resources to sustain the provision of AIS



AANDD- Delete Deficiency


ICAO AFI DEFICIENCIES REPORTING FORM

Area	AIM
Identification	
Status	C
Requirement	[Annex 15, Para 3.2]
Facility / Services	-
Deficiencies	
Description	Lack of adequate training of AIS personnel
Date First Reported	31-03-2012
Rational for Non-Elimination*	<input type="checkbox"/> F <input type="checkbox"/> H <input type="checkbox"/> S <input checked="" type="checkbox"/> O
Remarks for Non-Elimination	Inadequate human resources to sustain the provision of AIS
Correction Action	
Description	-
Executing Body	Kenya
Date of Completion	31-12-2017
Priority for Action**	<input checked="" type="radio"/> A <input type="radio"/> B <input type="radio"/> U
	Delete

AANDD- Delete Deficiency

 The system will notify the user that the delete action will be performed.

ICAO AFI DEFICIENCIES REPORTING FORM

Area	AIM
Identification	
Status	C ▾
Requirement	[Annex 15, Para 3.2]
Facility / Services	-
Deficiencies	
Description	Lack of adequate training of AIS personnel
Date First Reported	31-03-2012
Rational for Non-Elimination*	<input type="checkbox"/> F <input type="checkbox"/> H
Remarks for Non-Elimination	Inadequate of AIS
Correction Action	
Description	-
Executing Body	Kenya
Date of Completion	31-12-2017 
Priority for Action**	<input checked="" type="radio"/> A <input type="radio"/> B <input type="radio"/> U
	<input type="button" value="Delete"/>

Message from webpage

Are you sure you want to delete this Record?



AANDD- Delete Deficiency

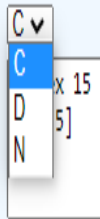
- ④ Deleting a deficiency will send a notification email to the officer in charge of the selected field to notify him/her that a deficiency has been deleted and needs approval.
- ④ For example if the user deleted deficiency in the MET field. An email will be sent to ESAF or WACAF office MET Officer to notify that a Deficiency has been deleted by State “XXX” in the MET Field.
- ④ As soon as the Officer in Charge accepts the delete Deficiency request it will appear in the AANDD Database and will show to users in the update, search and print options.
- ④ This will send an email to the officer in charge of the selected field to notify him/her that a new deficiency has been reported and needs approval. Once approved, the deficiency will appear in the database list highlighted in yellow.

AANDD- Update Deficiency



It's important to note that when updating a deficiency to select the correct status of the deficiency from the dropdown next to status. In that;

Status
Requirement



ICAO AFI DEFICIENCIES REPORTING FORM

Area	AIM
Identification	
Status	C ▾
Requirement	[Annex 15, Para 3.2]
Facility / Services	-
Deficiencies	
Description	Lack of adequate training of AIS personnel
Date First Reported	31-03-2012
Rational for Non-Elimination*	<input type="checkbox"/> F <input type="checkbox"/> H <input type="checkbox"/> S <input checked="" type="checkbox"/> O
Remarks for Non-Elimination	Inadequate human resources to sustain the provision of AIS
Correction Action	
Description	-
Executing Body	Kenya
Date of Completion	31-12-2017
Priority for Action**	<input checked="" type="radio"/> A <input type="radio"/> B <input type="radio"/> U
	<input type="button" value="Update"/>

AANDD- Update Deficiency



Search
Deficiency



Welcome to KENYA [Log out](#)

[Add Deficiency](#)

[Delete Deficiency](#)

[Update Deficiency](#)

[Search Deficiency](#)

Area State

Status

Priority A B U

Rational F H O S

Group By Area State

Date First Reported

Date of Completion

Keywords

AANDD - All Rights Reserved ICAO AFI Region

AANDD

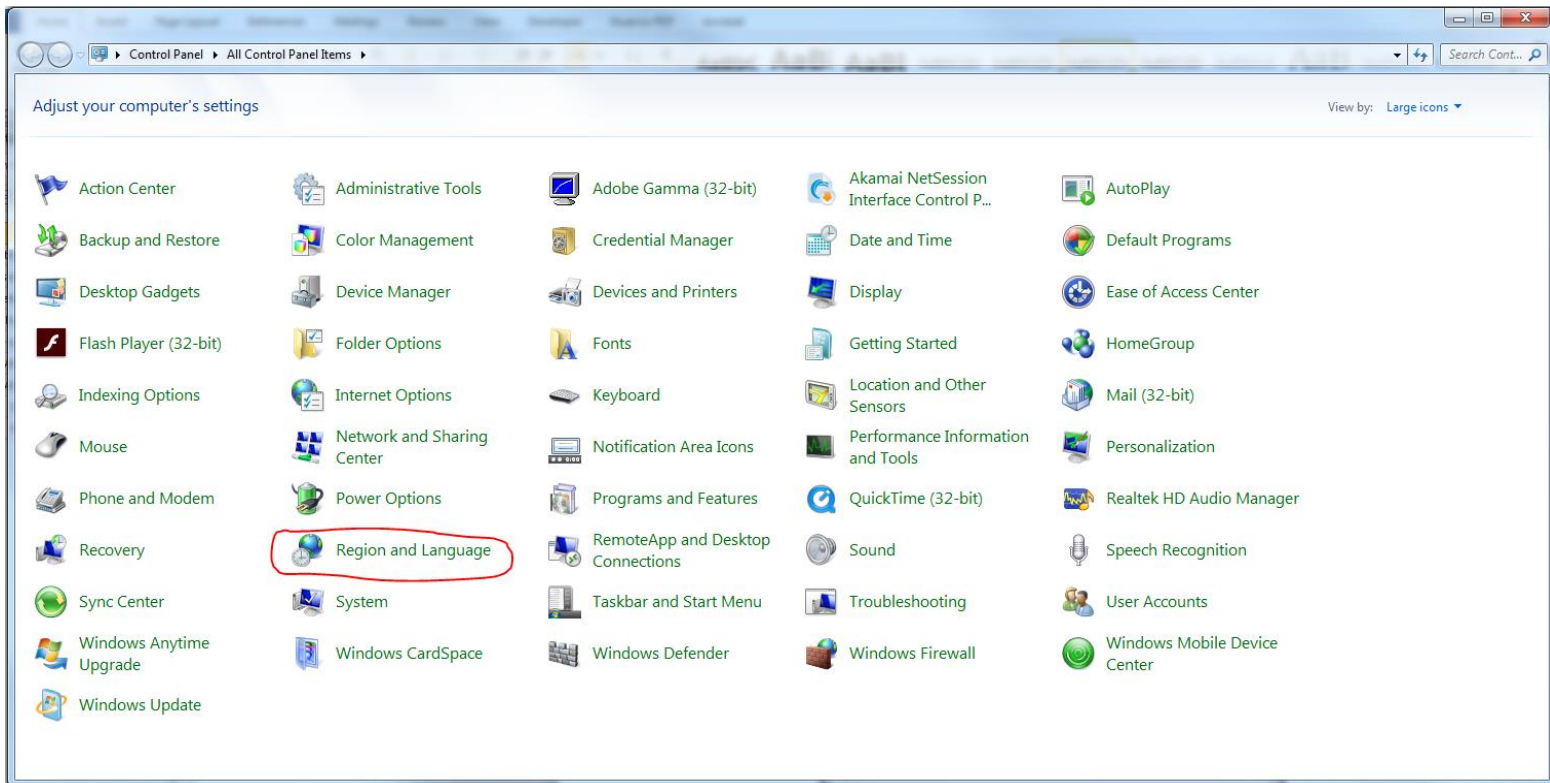


AANDD- Search Deficiency

- 🔍 To search deficiencies, click on the Search Deficiency icon and you will see the search filter options as displayed above. The search can be filtered by:
- 🔍 “AREA” – AIM, AOP, ATM, CNS, MET, SAR by clicking on the Area drop down menu.
- 🔍 “STATUS” – N, C, D or ALL
- 🔍 “PRIORITY” – A, B, U
- 🔍 “GROUP BY” – Either State or Area
- 🔍 “DATE” – Either Date First Reported or Date of Completion
- 🔍 “KEYWORDS” – by typing keyword that may be associated to a deficiency.
Example: *Aerodrome*

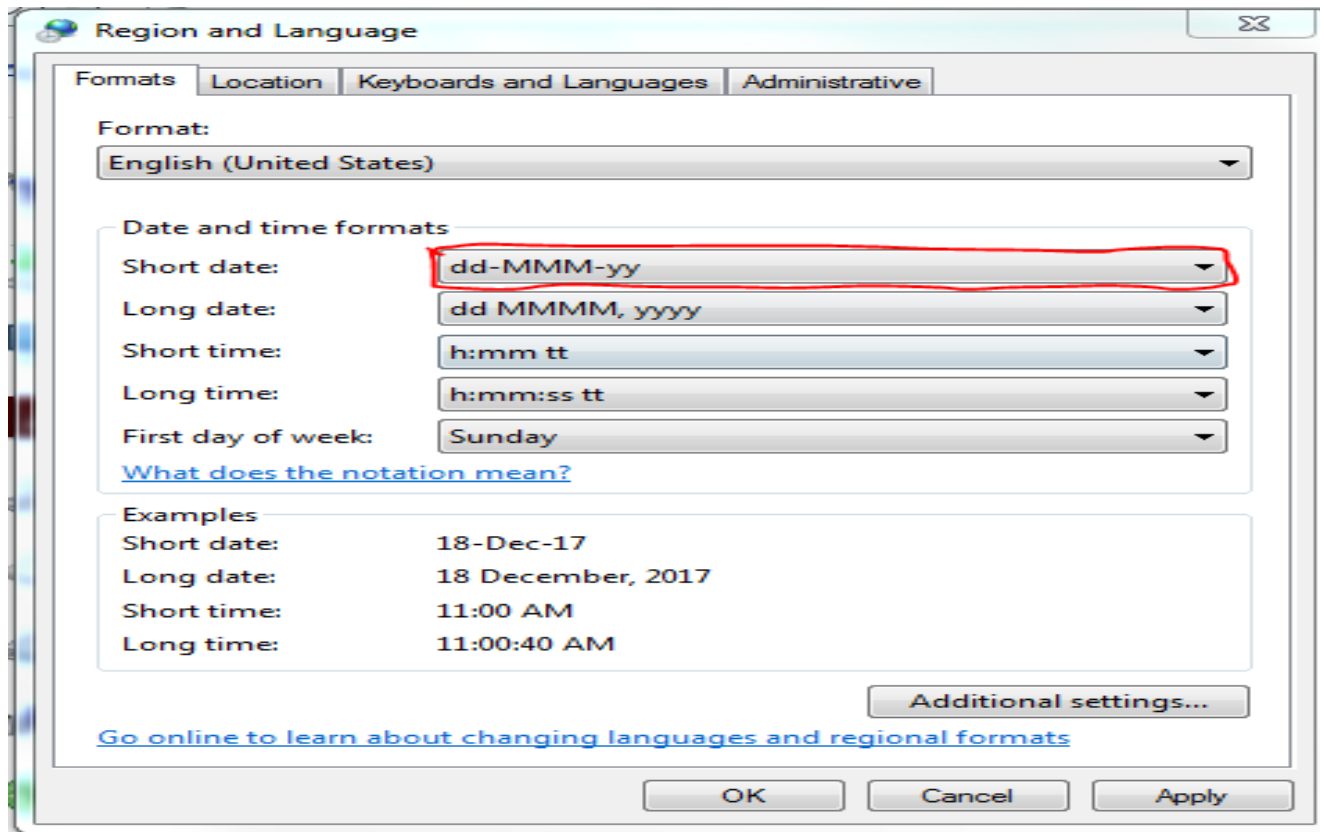
AANDD- Date Property

To view the date properly as Day-Month-Year it is very important that users go to control panel. From the start menu choose control panel. Then choose Regional and Language Options.



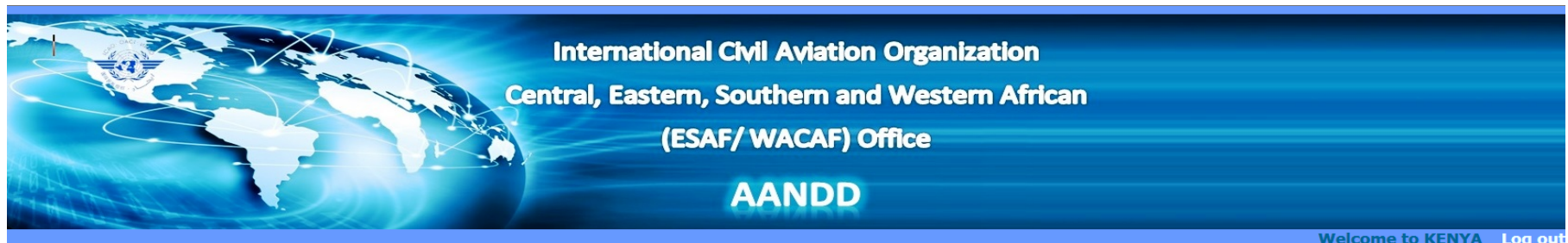
AANDD- Date Property

Press the Formats Tab, select from the list or set the short date field to dd-MMM-yy.



AANDD- Print Property

To print information, click on the print button as shown on the below capture;



Area State
 Status Priority A B U
 Rational F H O S
 Group By Area State
 Date First Reported Date of Completion
 Keywords


Total Number of Deficiencies is: 53

Deficiencies in the AIM field									
Angola									
Item No	Identification		Deficiencies			Corrective Action			
	Requirement	Facilities/ Services	Description	Date first reported	Remarks/ Rationale for non-elimination	Facilities/ Services	Executing body	Date of completion	Priority for action
1	[Annex 15, Para 8.1]	-	Lack of AIS Aerodrome Units at International Airports	Mar 2012	Cannot guarantee provisions of AIS	O AIS aerodrome unit operational at all International Airports	Angola	Dec 2017	A

Deficiencies in the AIM field									
Benin									
Item No	Identification		Deficiencies			Corrective Action			
	Requirement	Facilities/ Services	Description	Date first reported	Remarks/ Rationale for non-elimination	Facilities/ Services	Executing body	Date of completion	Priority for action



AANDD- Print Property

 To print information properly and have the deficiencies highlighted in yellow, follow the below steps;

 Internet Explorer 9

- In Internet Explorer 9, click **Page Setup** on the **File** menu. If you do not see the File menu, press ALT.
- In the **Page Setup** dialog box, click to select the **Print background Colors and Images** check box.
- Click **OK** to close the Page Setup dialog box.

 Internet Explorer 10

- Open Internet Explorer 10
- Click **File** at the top
- Then click **Page Setup**
- Check the box for **Background Colors and Images**

AANDD- Print Property

To print information properly and have the approved deficiencies highlighted in

14	[Annex 12, Chapter 3] AFI/7 Rec. 6/3 [Annex 15, Para 4.1 - 4.2]	=	Lack of Search and Rescue Agreements between neighboring States Non-standard format of AIP	Jan 2010 Mar 2012	Lack of SAR agreements can be detrimental to safety of persons in distress where searches overlap national boundaries. Difficulty to locate essential safety information relevant to conditions of services	Implement AIP standard format available
----	--	---	---	----------------------	--	--

Yellow (for example the above has been approved for deletion), follow the below steps;

Internet Explorer 11 / Google Chrome

- Open Web browser
- Click on the **gear at the top right**
- Hover above **Print**
- Then click **Page Setup**
- Check the box for **Background Colors and Images**



Technical Assistance

 For any inquiries, questions or requests,
kindly contact ESAF/WACAF Office:



icaoesaf@icao.int / icaowacaf@icao.int